


















Raw (\*.xlsx) attached.

|    | A             | B   | C  | D   | E   | F   | G           | H            |
|----|---------------|---|--|---|---|---|-------------|--------------|
|    | SEC File Date | Form  | Security   | Prev Shares   | Current Shares  | ΔShares %   | % Ownership | % ΔOwnership |
| 1  |               |  |  |  |  |  |             |              |
| 2  | 8/10/2023     | <a href="#">13G/A</a>   | <a href="#">JELD / JELD-WEN Holding Inc.</a>                                       | 7,863,491   | 8,536,359   | 8.56  | 10.05       | 7.83         |
| 3  | 8/10/2023     | <a href="#">13G/A</a>   | <a href="#">MSGS / Madison Square Garden Sports</a>                                | 1,635,608   | 1,958,557   | 19.74   | 10.11       | 22.4         |
| 4  | 8/10/2023     | <a href="#">13G</a>   | <a href="#">FTRE.V / Fortrea Holdings Inc</a>                                      |   | 10,053,906  |   | 11.35       |              |
| 5  | 8/10/2023     | <a href="#">13G</a>   | <a href="#">PHIN / PHINIA Inc</a>  |   | 5,207,218   |   | 11.11       |              |
| 6  | 8/10/2023     | <a href="#">13G/A</a>   | <a href="#">LEA / Lear Corp.</a>   | 5,687,817   | 5,915,722   | 4.01  | 10.07       | 4.68         |
| 7  | 8/10/2023     | <a href="#">13G/A</a>   | <a href="#">CLF / Cleveland-Cliffs Inc</a>   | 50,252,165  | 51,040,393  | 1.57  | 10.03       | 2.87         |
| 8  | 7/10/2023     | <a href="#">13G/A</a>   | <a href="#">MARA / Marathon Digital Holdings Inc</a>                               | 10,968,955  | 17,522,970  | 59.75   | 10.31       | 9.8          |
| 9  | 7/10/2023     | <a href="#">13G/A</a>   | <a href="#">NKTR / Nektar Therapeutics</a>   | 23,065,775  | 12,056,187  | -47.73  | 6.37        | -48.08       |
| 10 | 7/10/2023     | <a href="#">13G/A</a>   | <a href="#">WBD / Warner Bros. Discovery Inc - Class</a>                           | 213,074,622   | 248,088,039   | 16.43   | 10.18       | 16.08        |
| 11 | 7/10/2023     | <a href="#">13G/A</a>   | <a href="#">YOU / Clear Secure Inc Class A</a>                                     | 7,541,269   | 9,106,149   | 20.75   | 10.09       | 14.53        |
| 12 | 7/10/2023     | <a href="#">13G/A</a>   | <a href="#">PLAY / Dave &amp; Buster's Entertainment Inc</a>                       | 4,759,974   | 4,366,100   | -8.27   | 10.17       | 3.14         |
| 13 | 7/10/2023     | <a href="#">13G/A</a>   | <a href="#">TDOC / Teladoc Health Inc</a>  | 14,476,155  | 17,313,528  | 19.6  | 10.58       | 18.34        |
| 14 | 7/10/2023     | <a href="#">13G/A</a>   | <a href="#">PEG / Public Service Enterprise Group Inc.</a>                         | 44,809,872  | 54,570,278  | 21.78   | 10.94       | 21.83        |
| 15 | 7/10/2023     | <a href="#">13G/A</a>   | <a href="#">CMI / Cummins Inc.</a>   | 13,205,088  | 15,705,485  | 18.94   | 11.09       | 18.48        |
| 16 | 7/10/2023     | <a href="#">13G/A</a>   | <a href="#">ALL / Allstate Corp (The)</a>  | 25,452,561  | 28,947,654  | 13.73   | 11.01       | 14.69        |
| 17 | 7/10/2023     | <a href="#">13G/A</a>   | <a href="#">PRO / Pros Holdings Inc</a>  | 4,099,720   | 4,635,840   | 13.08   | 10.07       | 11.27        |
| 18 | 7/10/2023     | <a href="#">13G/A</a>   | <a href="#">SAFE / Safehold Inc.</a>   | 6,188,036   | 6,893,740   | 11.4  | 10.78       | 11.13        |
| 19 | 7/10/2023     | <a href="#">13G/A</a>   | <a href="#">PD / Pagerduty Inc</a>   | 8,057,944   | 9,266,058   | 14.99   | 10.05       | 12.17        |
| 20 | 7/10/2023     | <a href="#">13G/A</a>   | <a href="#">EVR / Evercore Inc - Class A</a>                                       | 3,764,858   | 4,140,950   | 9.99  | 10.8        | 11.46        |
| 21 | 7/10/2023     | <a href="#">13G/A</a>   | <a href="#">CARG / CarGurus Inc - Class A</a>                                      | 9,370,975   | 10,259,279  | 9.48  | 10.54       | 15.82        |
| 22 | 7/10/2023     | <a href="#">13G/A</a>   | <a href="#">PRU / Prudential Financial Inc.</a>                                    | 31,611,999  | 37,412,139  | 18.35   | 10.25       | 19.32        |
| 23 | 7/10/2023     | <a href="#">13G/A</a>   | <a href="#">PI / Impinj Inc</a>  | 1,921,283   | 2,683,400   | 39.67   | 10.07       | 35.9         |
| 24 | 7/10/2023     | <a href="#">13G/A</a>   | <a href="#">AXON / Axon Enterprise Inc</a>   | 6,321,362   | 7,871,536   | 24.52   | 10.65       | 19.93        |
| 25 | 7/10/2023     | <a href="#">13G/A</a>   | <a href="#">UPWK / Upwork Inc</a>  | 11,105,458  | 13,862,657  | 24.83   | 10.39       | 22.81        |
| 26 | 7/10/2023     | <a href="#">13G/A</a>   | <a href="#">WT / WisdomTree Inc</a>  | 14,282,732  | 14,960,334  | 4.74  | 10.02       | 2.77         |
| 27 | 7/10/2023     | <a href="#">13G/A</a>   | <a href="#">VRNS / Varonis Systems Inc</a>   | 10,569,355  | 11,071,010  | 4.75  | 10.09       | 5.21         |
| 28 | 7/10/2023     | <a href="#">13G/A</a>   | <a href="#">BL / BlackLine Inc</a>   | 5,332,091   | 6,277,625   | 17.73   | 10.38       | 16.37        |
| 29 | 7/10/2023     | <a href="#">13G/A</a>   | <a href="#">BIG / Big Lots Inc</a>   | 3,278,685   | 1,484,081   | -54.74  | 5.09        | -55.04       |
| 30 | 7/10/2023     | <a href="#">13G/A</a>   | <a href="#">MTN / Vail Resorts Inc.</a>  | 3,711,862   | 3,905,848   | 5.23  | 10.13       | 9.99         |
| 31 | 7/10/2023     | <a href="#">13G/A</a>   | <a href="#">PARR / Par Pacific Holdings Inc</a>                                    | 4,838,289   | 6,150,159   | 27.11   | 10.08       | 25.69        |
| 32 | 7/10/2023     | <a href="#">13G/A</a>   | <a href="#">SFBS / ServisFirst Bancshares Inc</a>                                  | 5,389,904   | 5,435,017   | 0.84  | 10.01       | 0.91         |
| 33 | 7/10/2023     | <a href="#">13G/A</a>   | <a href="#">INGN / Inogen Inc</a>  | 2,694,460   | 1,480,064   | -45.07  | 6.4         | -45.58       |
| 34 | 7/10/2023     | <a href="#">13G/A</a>   | <a href="#">APAM / Artisan Partners Asset</a>                                      | 6,583,018   | 7,889,936   | 19.85   | 11.53       | 18.99        |
| 35 | 7/10/2023     | <a href="#">13G/A</a>   | <a href="#">QLYS / Qualys Inc</a>  | 3,486,717   | 3,694,099   | 5.95  | 10.01       | 9.04         |
| 36 | 7/10/2023     | <a href="#">13G/A</a>   | <a href="#">SDGR / Schrodinger Inc</a>   | 5,120,349   | 6,669,820   | 30.26   | 10.69       | 29.58        |
| 37 | 7/10/2023     | <a href="#">13G/A</a>   | <a href="#">ICPT / Intercept Pharmaceuticals Inc</a>                               | 3,637,935   | 4,693,807   | 29.02   | 11.26       | 28.25        |
| 38 | 7/10/2023     | <a href="#">13G/A</a>   | <a href="#">CWAN / Clearwater Analytics Holdings</a>                               | 3,061,911   | 8,302,550   | 171.16  | 10.72       | 107.35       |
| 39 | 7/10/2023     | <a href="#">13G/A</a>   | <a href="#">SSP / E.W. Scripps Co. - Class A</a>                                   | 6,961,947   | 7,920,977   | 13.78   | 10.94       | 12.44        |
| 40 | 7/10/2023     | <a href="#">13G/A</a>   | <a href="#">HPQ / HP Inc</a>   | 93,653,441  | 104,625,445   | 11.72   | 10.61       | 11.22        |
| 41 | 7/10/2023     | <a href="#">13G/A</a>   | <a href="#">DAN / Dana Inc</a>   | 13,373,036  | 15,151,876  | 13.3  | 10.5        | 12.54        |
| 42 | 7/10/2023     | <a href="#">13G/A</a>   | <a href="#">ARGO / Argo Group International</a>                                    | 3,273,895   | 3,640,467   | 11.2  | 10.35       | 10.81        |
| 43 | 7/10/2023     | <a href="#">13G/A</a>   | <a href="#">JBLU / Jetblue Airways Corp</a>  | 31,605,973  | 33,606,466  | 6.33  | 10.25       | 5.02         |
| 44 | 7/10/2023     | <a href="#">13G/A</a>   | <a href="#">RIOT / Riot Platforms Inc</a>  | 15,215,499  | 17,932,297  | 17.86   | 10.24       | 12.65        |
| 45 | 6/9/2023      | <a href="#">13G/A</a>   | <a href="#">APPN / Appian Corp - Class A</a>                                       | 3,918,420   | 4,412,586   | 12.61   | 10.59       | 10.89        |
| 46 | 6/9/2023      | <a href="#">13G/A</a>   | <a href="#">CIEN / CIENA Corp.</a>   | 14,343,173  | 14,954,778  | 4.26  | 10.03       | 3.83         |
| 47 | 6/9/2023      | <a href="#">13G/A</a>   | <a href="#">INFN / Infinera Corp.</a>  | 19,590,336  | 23,287,793  | 18.87   | 10.32       | 15.7         |
| 48 | 6/9/2023      | <a href="#">13G/A</a>   | <a href="#">NOVT / Novanta Inc</a>   | 3,459,014   | 3,588,969   | 3.76  | 10.02       | 3.41         |
| 49 | 6/9/2023      | <a href="#">13G/A</a>   | <a href="#">LASR / nLIGHT Inc</a>  | 4,452,611   | 4,939,704   | 10.94   | 10.77       | 9.56         |
| 50 | 6/9/2023      | <a href="#">13G/A</a>   | <a href="#">EBIX / Ebix Inc.</a>   | 3,035,561   | 3,258,581   | 7.35  | 10.55       | 7.43         |
| 51 | 6/9/2023      | <a href="#">13G/A</a>   | <a href="#">HALO / Halozyme Therapeutics Inc.</a>                                  | 13,303,847  | 13,528,630  | 1.69  | 10.27       | 4.37         |
| 52 | 6/9/2023      | <a href="#">13G/A</a>   | <a href="#">SPT / Sprout Social Inc Class A</a>                                    | 4,665,789   | 4,872,260   | 4.43  | 10.14       | 2.74         |
| 53 | 6/9/2023      | <a href="#">13G/A</a>   | <a href="#">OLO / Olo Inc - Class A</a>  | 10,009,525  | 11,341,496  | 13.31   | 10.86       | 14.92        |






Raw (\*.xlsx) attached.

|     | A             | B   | C  | D   | E   | F   | G           | H            |
|-----|---------------|---|--|---|---|---|-------------|--------------|
|     | SEC File Date | Form  | Security   | Prev Shares   | Current Shares  | ΔShares %   | % Ownership | % ΔOwnership |
| 1   |               |  |  |  |  |  |             |              |
| 54  | 6/9/2023      | <a href="#">13G/A</a>   | <a href="#">WING / Wingstop Inc</a>  | 2,931,959   | 2,997,105   | 2.22  | 10          | 2.04         |
| 55  | 6/9/2023      | <a href="#">13G/A</a>   | <a href="#">SGH / SMART Global Holdings Inc</a>                                    | 4,714,468   | 5,513,486   | 16.95   | 11.24       | 17.45        |
| 56  | 6/9/2023      | <a href="#">13G/A</a>   | <a href="#">ALTR / Altair Engineering Inc - Class A</a>                            | 5,205,164   | 5,407,405   | 3.89  | 10.12       | 1.91         |
| 57  | 6/9/2023      | <a href="#">13G/A</a>   | <a href="#">MKSI / MKS Instruments, Inc.</a>                                       | 6,344,398   | 6,695,447   | 5.53  | 10.03       | 5.14         |
| 58  | 6/9/2023      | <a href="#">13G/A</a>   | <a href="#">IONS / Ionis Pharmaceuticals Inc</a>                                   | 13,546,694  | 14,414,917  | 6.41  | 10.07       | 5.56         |
| 59  | 6/9/2023      | <a href="#">13G/A</a>   | <a href="#">BIGC / BigCommerce Holdings Inc Series</a>                             | 6,388,714   | 7,804,474   | 22.16   | 10.47       | 20.76        |
| 60  | 6/9/2023      | <a href="#">13G/A</a>   | <a href="#">QTWO / Q2 Holdings Inc</a>   | 5,516,523   | 6,200,960   | 12.41   | 10.65       | 11.05        |
| 61  | 6/9/2023      | <a href="#">13G/A</a>   | <a href="#">ARWR / Arrowhead Pharmaceuticals Inc.</a>                              | 10,286,172  | 10,830,433  | 5.29  | 10.13       | 4.43         |
| 62  | 6/9/2023      | <a href="#">13G/A</a>   | <a href="#">BLKB / Blackbaud Inc</a>   | 5,206,426   | 5,437,346   | 4.44  | 10.09       | 2.85         |
| 63  | 6/9/2023      | <a href="#">13G/A</a>   | <a href="#">DOCU / DocuSign Inc</a>  | 19,056,614  | 20,392,227  | 7.01  | 10.08       | 6.33         |
| 64  | 6/9/2023      | <a href="#">13G/A</a>   | <a href="#">NBR / Nabors Industries Ltd</a>  | 827,615   | 958,027   | 15.76   | 10.04       | 14.22        |
| 65  | 6/9/2023      | <a href="#">13G/A</a>   | <a href="#">PSTG / Pure Storage Inc - Class A</a>                                  | 27,762,874  | 30,937,974  | 11.44   | 10.04       | 9.37         |
| 66  | 6/9/2023      | <a href="#">13G/A</a>   | <a href="#">VRSN / Verisign Inc.</a>   | 10,391,118  | 10,598,451  | 2   | 10.18       | 3.88         |
| 67  | 6/9/2023      | <a href="#">13G/A</a>   | <a href="#">NYCB / New York Community Bancorp</a>                                  | 65,787,517  | 73,376,948  | 11.54   | 10.16       | 5.18         |
| 68  | 6/9/2023      | <a href="#">13G/A</a>   | <a href="#">OKTA / Okta Inc - Class A</a>  | 14,043,781  | 15,598,090  | 11.07   | 10.06       | 9.47         |
| 69  | 6/9/2023      | <a href="#">13G</a>   | <a href="#">CLB / Core Laboratories Inc</a>  | 5,262,192   | 5,265,857   | 0.07  | 11.28       | -0.62        |
| 70  | 5/10/2023     | <a href="#">13G/A</a>   | <a href="#">CHGG / Chegg Inc</a>   | 12,348,415  | 12,147,538  | -1.63   | 10.15       | 3.15         |
| 71  | 5/10/2023     | <a href="#">13G/A</a>   | <a href="#">AZO / Autozone Inc.</a>  | 1,847,481   | 1,842,601   | -0.26   | 10.02       | 1.83         |
| 72  | 5/10/2023     | <a href="#">13G/A</a>   | <a href="#">SF / Stifel Financial Corp.</a>  | 10,445,607  | 10,638,876  | 1.85  | 10.02       | 1.93         |
| 73  | 5/10/2023     | <a href="#">13G/A</a>   | <a href="#">VIRT / Virtu Financial Inc - Class A</a>                               | 9,465,023   | 9,597,969   | 1.4   | 10.06       | 6.12         |
| 74  | 5/10/2023     | <a href="#">13G/A</a>   | <a href="#">RGNX / Regenxbio Inc</a>   | 4,272,494   | 4,362,426   | 2.1   | 10.04       | 1.72         |
| 75  | 5/10/2023     | <a href="#">13G/A</a>   | <a href="#">BCO / Brink's Co.</a>  | 4,496,460   | 4,691,057   | 4.33  | 10.06       | 3.93         |
| 76  | 5/10/2023     | <a href="#">13G/A</a>   | <a href="#">FOXF / Fox Factory Holding Corp</a>                                    | 4,169,417   | 4,230,790   | 1.47  | 10          | 1.42         |
| 77  | 5/10/2023     | <a href="#">13G/A</a>   | <a href="#">XEL / Xcel Energy, Inc.</a>  | 52,686,110  | 55,300,511  | 4.96  | 10.05       | 4.36         |
| 78  | 5/10/2023     | <a href="#">13G/A</a>   | <a href="#">NEX / NexTier Oilfield Solutions Inc</a>                               | 20,822,567  | 23,108,496  | 10.98   | 10.03       | 18.28        |
| 79  | 5/10/2023     | <a href="#">13G/A</a>   | <a href="#">WEX / WEX Inc</a>  | 4,223,755   | 4,296,919   | 1.73  | 10.03       | 3.51         |
| 80  | 4/10/2023     | <a href="#">13G/A</a>   | <a href="#">CIVI / Civitas Resources Inc New</a>                                   | 5,939,103   | 8,477,400   | 42.74   | 10.57       | 51.43        |
| 81  | 4/10/2023     | <a href="#">13G/A</a>   | <a href="#">WFTLF / WEATHERFORD INTL PLC</a>                                       | 5,791,387   | 7,510,466   | 29.68   | 10.59       | 29.15        |
| 82  | 4/10/2023     | <a href="#">13G/A</a>   | <a href="#">FSS / Federal Signal Corp.</a>   | 5,350,242   | 6,666,074   | 24.59   | 10.97       | 24.38        |
| 83  | 4/10/2023     | <a href="#">13G/A</a>   | <a href="#">ACLS / Axcelis Technologies Inc</a>                                    | 3,012,232   | 3,523,892   | 16.99   | 10.77       | 17.45        |
| 84  | 4/10/2023     | <a href="#">13G/A</a>   | <a href="#">ODP / ODP Corporation (The)</a>  | 4,521,952   | 4,915,880   | 8.71  | 12.23       | 23.91        |
| 85  | 4/10/2023     | <a href="#">13G/A</a>   | <a href="#">BAX / Baxter International Inc.</a>                                    | 49,705,350  | 60,794,820  | 22.31   | 12.03       | 22.01        |
| 86  | 4/10/2023     | <a href="#">13G/A</a>   | <a href="#">CMP / Compass Minerals International</a>                               | 3,966,130   | 4,513,428   | 13.8  | 10.98       | 13.55        |
| 87  | 4/10/2023     | <a href="#">13G/A</a>   | <a href="#">TNDM / Tandem Diabetes Care Inc</a>                                    | 6,127,229   | 7,047,477   | 15.02   | 10.92       | 14.59        |
| 88  | 4/10/2023     | <a href="#">13G/A</a>   | <a href="#">VSAT / Viasat, Inc.</a>  | 6,982,968   | 8,146,813   | 16.67   | 10.67       | 15.48        |
| 89  | 4/10/2023     | <a href="#">13G/A</a>   | <a href="#">DY / Dycom Industries, Inc.</a>  | 2,785,566   | 3,201,267   | 14.92   | 10.91       | 15.82        |
| 90  | 4/10/2023     | <a href="#">13G/A</a>   | <a href="#">OAS / Oasis Petroleum Inc. - New</a>                                   | 4,054,867   | 4,387,265   | 8.2   | 10.54       | 8.1          |
| 91  | 4/10/2023     | <a href="#">13G/A</a>   | <a href="#">KD / Kyndryl Holdings Inc</a>  | 22,422,302  | 24,148,982  | 7.7   | 10.61       | 7.28         |
| 92  | 4/10/2023     | <a href="#">13G/A</a>   | <a href="#">CNNE / Cannae Holdings Inc</a>   | 7,253,671   | 7,825,101   | 7.88  | 10.26       | 10.32        |
| 93  | 4/10/2023     | <a href="#">13G/A</a>   | <a href="#">ITT / ITT Inc</a>  | 7,907,487   | 8,515,672   | 7.69  | 10.3        | 7.74         |
| 94  | 4/10/2023     | <a href="#">13G/A</a>   | <a href="#">HEES / H&amp;E Equipment Services Inc</a>                              | 3,502,945   | 3,728,120   | 6.43  | 10.25       | 6.22         |
| 95  | 4/10/2023     | <a href="#">13G/A</a>   | <a href="#">UNM / Unum Group</a>   | 19,431,945  | 20,610,264  | 6.06  | 10.45       | 7.07         |
| 96  | 4/10/2023     | <a href="#">13G/A</a>   | <a href="#">SGMS / Scientific Games Corporation</a>                                | 9,243,181   | 9,355,556   | 1.22  | 10.28       | 4.15         |
| 97  | 4/10/2023     | <a href="#">13G/A</a>   | <a href="#">/ Voya Prime Rate Trust</a>  | 10,942,619  | 11,465,877  | 4.78  | 10.61       | 8.93         |
| 98  | 4/10/2023     | <a href="#">13G/A</a>   | <a href="#">OSK / Oshkosh Corp</a>   | 6,279,471   | 6,903,304   | 9.93  | 10.55       | 9.9          |
| 99  | 4/10/2023     | <a href="#">13G/A</a>   | <a href="#">VRNT / Verint Systems, Inc.</a>  | 6,394,645   | 6,589,185   | 3.04  | 10.12       | 4.22         |
| 100 | 4/10/2023     | <a href="#">13G/A</a>   | <a href="#">GIII / G-III Apparel Group Ltd.</a>                                    | 4,700,219   | 4,807,357   | 2.28  | 10.34       | 4.44         |
| 101 | 4/10/2023     | <a href="#">13G/A</a>   | <a href="#">LPLA / LPL Financial Holdings Inc</a>                                  | 7,568,439   | 7,938,028   | 4.88  | 10.09       | 6.1          |
| 102 | 4/10/2023     | <a href="#">13G/A</a>   | <a href="#">VC / Visteon Corp.</a>   | 2,750,600   | 2,827,188   | 2.78  | 10.03       | 2.66         |
| 103 | 4/10/2023     | <a href="#">13G/A</a>   | <a href="#">HUN / Huntsman Corp</a>  | 18,405,476  | 18,813,902  | 2.22  | 10.24       | 6.89         |
| 104 | 4/10/2023     | <a href="#">13G/A</a>   | <a href="#">SUM / Summit Materials Inc - Class A</a>                               | 11,703,017  | 11,872,134  | 1.45  | 10.03       | 1.42         |
| 105 | 4/10/2023     | <a href="#">13G/A</a>   | <a href="#">TWST / Twist Bioscience Corp</a>                                       | 5,229,345   | 5,697,547   | 8.95  | 10.02       | 8.44         |






Raw (\*.xlsx) attached.

|     | A             | B   | C  | D   | E   | F   | G   | H   |
|-----|---------------|---|--|---|---|---|---|---|
|     | SEC File Date | Form  | Security   | Prev Shares   | Current Shares  | ΔShares %   | % Ownership   | % ΔOwnership  |
| 1   |               |  |  |  |  |  |  |  |
| 106 | 4/10/2023     | <a href="#">13G/A</a>   | <a href="#">BAH / Booz Allen Hamilton Holding Corp -</a>                           | 12,543,336  | 13,434,421  | 7.1   | 10.16   | 7.06  |
| 107 | 4/10/2023     | <a href="#">13G/A</a>   | <a href="#">OMF / OneMain Holdings Inc</a>   | 12,049,459  | 12,270,098  | 1.83  | 10.16   | 3.04  |
| 108 | 4/10/2023     | <a href="#">13G/A</a>   | <a href="#">GPK / Graphic Packaging Holding Co</a>                                 | 29,693,875  | 31,370,071  | 5.64  | 10.21   | 5.58  |
| 109 | 4/10/2023     | <a href="#">13G/A</a>   | <a href="#">VSCO / Victoria's Secret &amp; Co</a>                                  | 7,117,362   | 7,881,339   | 10.73   | 10.14   | 15.1  |
| 110 | 4/10/2023     | <a href="#">13G/A</a>   | <a href="#">PODD / Insulet Corporation</a>   | 6,528,255   | 7,903,404   | 21.06   | 11.36   | 20.85   |
| 111 | 4/10/2023     | <a href="#">13G/A</a>   | <a href="#">NSP / Insperty Inc</a>   | 3,692,828   | 3,797,291   | 2.83  | 10.03   | 3.08  |
| 112 | 4/10/2023     | <a href="#">13G/A</a>   | <a href="#">L / Loews Corp.</a>  | 23,239,593  | 23,190,409  | -0.21   | 10.04   | 2.55  |
| 113 | 3/10/2023     | <a href="#">13G/A</a>   | <a href="#">GDRX / GoodRx Holdings Inc - Class A</a>                               | 7,828,633   | 8,318,305   | 6.25  | 10.09   | 6.32  |
| 114 | 3/10/2023     | <a href="#">13G/A</a>   | <a href="#">VVV / Valvoline Inc</a>  | 17,123,333  | 17,355,878  | 1.36  | 10.09   | 2.75  |
| 115 | 3/10/2023     | <a href="#">13G/A</a>   | <a href="#">SLAB / Silicon Laboratories Inc</a>                                    | 3,226,121   | 3,243,125   | 0.53  | 10.17   | 4.95  |
| 116 | 3/10/2023     | <a href="#">13G/A</a>   | <a href="#">CFR / Cullen Frost Bankers Inc.</a>                                    | 6,394,885   | 6,452,297   | 0.9   | 10.03   | 0.8   |
| 117 | 3/10/2023     | <a href="#">13G/A</a>   | <a href="#">WTM / White Mountains Insurance</a>                                    | 253,921   | 257,153   | 1.27  | 10.01   | 1.52  |
| 118 | 3/10/2023     | <a href="#">13G/A</a>   | <a href="#">GCMG / GCM Grosvenor Inc - Class A</a>                                 | 4,173,089   | 4,197,820   | 0.59  | 10.09   | 2.13  |
| 119 | 3/10/2023     | <a href="#">13G/A</a>   | <a href="#">GGG / Graco Inc.</a>   | 16,737,872  | 16,935,863  | 1.18  | 10.09   | 1.61  |
| 120 | 3/10/2023     | <a href="#">13G/A</a>   | <a href="#">PLYM / Plymouth Industrial Reit Inc</a>                                | 4,215,320   | 4,359,787   | 3.43  | 10.13   | 2.95  |
| 121 | 3/10/2023     | <a href="#">13G/A</a>   | <a href="#">ENV / Envestnet Inc.</a>   | 5,520,970   | 5,528,983   | 0.15  | 10.24   | 2.61  |
| 122 | 3/10/2023     | <a href="#">13G/A</a>   | <a href="#">VRRM / Verra Mobility Corp - Class A</a>                               | 14,693,696  | 16,375,397  | 11.45   | 10.93   | 11.53   |
| 123 | 3/10/2023     | <a href="#">13G/A</a>   | <a href="#">TRS / Trimas Corporation</a>   | 4,163,285   | 4,210,046   | 1.12  | 10.15   | 2.32  |
| 124 | 3/10/2023     | <a href="#">13G/A</a>   | <a href="#">FELE / Franklin Electric Co., Inc.</a>                                 | 4,603,139   | 4,642,378   | 0.85  | 10.05   | 1.11  |
| 125 | 3/10/2023     | <a href="#">13G/A</a>   | <a href="#">WSBC / Wesbanco, Inc.</a>  | 5,882,760   | 5,923,731   | 0.7   | 10.01   | 0.7   |
| 126 | 3/10/2023     | <a href="#">13G/A</a>   | <a href="#">CVCO / Cavco Industries Inc</a>  | 848,004   | 870,897   | 2.7   | 10.02   | 5.25  |
| 127 | 3/10/2023     | <a href="#">13G/A</a>   | <a href="#">CRC / California Resources Corporation -</a>                           | 7,279,953   | 7,368,694   | 1.22  | 10.31   | 4.04  |
| 128 | 3/10/2023     | <a href="#">13G/A</a>   | <a href="#">HSY / Hershey Company</a>  | 14,667,687  | 14,699,227  | 0.22  | 10  | 0.2   |
| 129 | 3/10/2023     | <a href="#">13G/A</a>   | <a href="#">AXNX / Axonics Inc</a>   | 4,863,283   | 5,092,888   | 4.72  | 10.28   | 4.68  |
| 130 | 3/10/2023     | <a href="#">13G/A</a>   | <a href="#">BLDR / Builders Firstsource Inc</a>                                    | 14,626,446  | 14,440,688  | -1.27   | 10.46   | 5.23  |
| 131 | 3/10/2023     | <a href="#">13G/A</a>   | <a href="#">ASGN / ASGN Inc</a>  | 4,891,792   | 4,927,926   | 0.74  | 10  | 2.04  |
| 132 | 3/10/2023     | <a href="#">13G/A</a>   | <a href="#">BERY / Berry Global Group Inc</a>                                      | 11,981,315  | 12,174,511  | 1.61  | 10.03   | 3.94  |
| 133 | 3/10/2023     | <a href="#">13G/A</a>   | <a href="#">FLR / Fluor Corporation</a>  | 14,058,515  | 14,248,628  | 1.35  | 10.01   | 1.21  |
| 134 | 3/10/2023     | <a href="#">13G/A</a>   | <a href="#">HELE / Helen of Troy Ltd</a>   | 2,378,896   | 2,409,797   | 1.3   | 10.04   | 1.21  |
| 135 | 3/10/2023     | <a href="#">13G/A</a>   | <a href="#">ENS / Enersys</a>  | 4,035,404   | 4,110,157   | 1.85  | 10.06   | 1.82  |
| 136 | 3/10/2023     | <a href="#">13G/A</a>   | <a href="#">FATE / Fate Therapeutics Inc</a>                                       | 7,972,551   | 9,936,042   | 24.63   | 10.12   | 23.41   |
| 137 | 3/10/2023     | <a href="#">13G/A</a>   | <a href="#">DHC / Diversified Healthcare Trust</a>                                 | 23,671,391  | 24,100,068  | 1.81  | 10.05   | 1.72  |
| 138 | 3/10/2023     | <a href="#">13G/A</a>   | <a href="#">DLB / Dolby Laboratories Inc - Class A</a>                             | 5,963,672   | 6,012,094   | 0.81  | 10.06   | 1.21  |
| 139 | 3/10/2023     | <a href="#">13G/A</a>   | <a href="#">MUSA / Murphy USA Inc</a>  | 2,138,109   | 2,236,020   | 4.58  | 10.3  | 8.88  |
| 140 | 3/10/2023     | <a href="#">13G/A</a>   | <a href="#">OVV / Ovintiv Inc</a>  | 24,477,933  | 25,177,644  | 2.86  | 10.33   | 4.77  |
| 141 | 3/10/2023     | <a href="#">13G/A</a>   | <a href="#">FUBO / fuboTV Inc</a>  | 18,532,950  | 21,016,109  | 13.4  | 10.02   | 5.58  |
| 142 | 2/10/2023     | <a href="#">13G/A</a>   | <a href="#">BC / Brunswick Corp.</a>   | 7,217,658   | 7,266,903   | 0.68  | 10.02   | 0.7   |
| 143 | 2/10/2023     | <a href="#">13G/A</a>   | <a href="#">RXO / RXO Inc</a>  | 11,362,006  | 12,674,857  | 11.55   | 10.9  | 11.57   |
| 144 | 2/10/2023     | <a href="#">13G/A</a>   | <a href="#">SIGI / Selective Insurance Group Inc.</a>                              | 5,994,219   | 6,044,820   | 0.84  | 10.03   | 0.91  |
| 145 | 2/10/2023     | <a href="#">13G/A</a>   | <a href="#">TCBI / Texas Capital Bancshares, Inc.</a>                              | 4,946,116   | 4,977,806   | 0.64  | 10.2  | 2.93  |
| 146 | 2/10/2023     | <a href="#">13G/A</a>   | <a href="#">PRK / Park National Corp.</a>  | 1,621,613   | 1,628,140   | 0.4   | 10.01   | 0.4   |
| 147 | 2/10/2023     | <a href="#">13G/A</a>   | <a href="#">CNX / CNX Resources Corp</a>   | 17,977,737  | 18,059,345  | 0.45  | 10.01   | 0.5   |
| 148 | 2/10/2023     | <a href="#">13G/A</a>   | <a href="#">CACI / Caci International Inc. - Registered</a>                        | 2,344,726   | 2,356,435   | 0.5   | 10.02   | 0.4   |
| 149 | 2/10/2023     | <a href="#">13G/A</a>   | <a href="#">NOV / NOV Inc</a>  | 39,115,992  | 39,285,890  | 0.43  | 10  | 0.4   |
| 150 | 2/10/2023     | <a href="#">13G/A</a>   | <a href="#">LEG / Leggett &amp; Platt, Inc.</a>                                    | 13,174,159  | 13,254,349  | 0.61  | 10  | 0.6   |
| 151 | 2/10/2023     | <a href="#">13G/A</a>   | <a href="#">LBRT / Liberty Energy Inc - Class A</a>                                | 17,954,407  | 18,313,007  | 2   | 10.05   | 1.93  |
| 152 | 2/10/2023     | <a href="#">13G/A</a>   | <a href="#">NGVT / Ingevity Corp</a>   | 3,700,520   | 3,761,430   | 1.65  | 10.06   | 1.62  |
| 153 | 2/10/2023     | <a href="#">13G/A</a>   | <a href="#">AA / Alcoa Corp</a>  | 17,673,416  | 17,806,700  | 0.75  | 10.06   | 0.7   |
| 154 | 2/10/2023     | <a href="#">13G/A</a>   | <a href="#">PFGC / Performance Food Group</a>                                      | 15,413,354  | 15,639,322  | 1.47  | 10.05   | 1.52  |
| 155 | 2/10/2023     | <a href="#">13G/A</a>   | <a href="#">CATY / Cathay General Bancorp</a>                                      | 7,423,758   | 7,444,872   | 0.28  | 10.23   | 2.51  |
| 156 | 2/10/2023     | <a href="#">13G/A</a>   | <a href="#">QRTEA / Qurate Retail Inc - Series A</a>                               | 36,398,433  | 37,945,858  | 4.25  | 10.15   | 4.21  |
| 157 | 2/10/2023     | <a href="#">13G/A</a>   | <a href="#">VOYA / Voya Financial Inc</a>  | 9,616,004   | 9,772,912   | 1.63  | 10.06   | 1.62  |








Raw (\*.xlsx) attached.

|     | A             | B   | C  | D   | E   | F   | G           | H            |
|-----|---------------|---|--|---|---|---|-------------|--------------|
|     | SEC File Date | Form  | Security   | Prev Shares   | Current Shares  | ΔShares %   | % Ownership | % ΔOwnership |
| 1   |               |  |  |  |  |  |             |              |
| 158 | 2/10/2023     | <a href="#">13G/A</a>   | <a href="#">STT / State Street Corp.</a>   | 34,631,367  | 44,353,381  | 28.07   | 12.71       | 34.64        |
| 159 | 2/10/2023     | <a href="#">13G/A</a>   | <a href="#">AMC / AMC Entertainment Holdings Inc -</a>                             | 51,297,509  | 52,427,292  | 2.2   | 10.14       | 2.11         |
| 160 | 2/9/2023      | <a href="#">13G/A</a>   | <a href="#">CPB / Campbell Soup Co.</a>  | 21,871,919  | 23,851,447  | 9.05  | 7.96        | 9.79         |
| 161 | 2/9/2023      | <a href="#">13G/A</a>   | <a href="#">BKNG / Booking Holdings Inc</a>  | 3,143,232   | 3,131,796   | -0.36   | 8.07        | 5.49         |
| 162 | 2/9/2023      | <a href="#">13G/A</a>   | <a href="#">CCO / Clear Channel Outdoor Holdings</a>                               | 35,290,300  | 43,314,179  | 22.74   | 9.1         | 21.33        |
| 163 | 2/9/2023      | <a href="#">13G/A</a>   | <a href="#">BFAM / Bright Horizons Family Solutions,</a>                           | 5,371,341   | 5,246,663   | -2.32   | 9.09        | 2.13         |
| 164 | 2/9/2023      | <a href="#">13G/A</a>   | <a href="#">CME / CME Group Inc - Class A</a>                                      | 31,356,965  | 33,139,178  | 5.68  | 9.21        | 5.62         |
| 165 | 2/9/2023      | <a href="#">13G/A</a>   | <a href="#">CARR / Carrier Global Corp</a>   | 91,336,281  | 93,020,286  | 1.84  | 11.12       | 5.5          |
| 166 | 2/9/2023      | <a href="#">13G/A</a>   | <a href="#">CDE / Coeur Mining Inc</a>   | 22,623,235  | 25,517,196  | 12.79   | 9.08        | 3.18         |
| 167 | 2/9/2023      | <a href="#">13G/A</a>   | <a href="#">CBOE / Cboe Global Markets Inc.</a>                                    | 12,196,048  | 12,744,399  | 4.5   | 12.01       | 4.98         |
| 168 | 2/9/2023      | <a href="#">13G/A</a>   | <a href="#">BRKL / Brookline Bancorp, Inc.</a>                                     | 8,437,708   | 9,375,039   | 11.11   | 12.2        | 12.24        |
| 169 | 2/9/2023      | <a href="#">13G/A</a>   | <a href="#">BKE / Buckle, Inc.</a>   | 3,507,426   | 4,636,851   | 32.2  | 9.26        | 31.35        |
| 170 | 2/9/2023      | <a href="#">13G/A</a>   | <a href="#">CADE / Cadence Bank</a>  | 19,323,176  | 19,003,424  | -1.65   | 10.42       | -1.61        |
| 171 | 2/9/2023      | <a href="#">13G/A</a>   | <a href="#">CDAY / Ceridian HCM Holding Inc.</a>                                   | 15,174,664  | 16,884,854  | 11.27   | 10.99       | 8.7          |
| 172 | 2/9/2023      | <a href="#">13G/A</a>   | <a href="#">CSR / Centerspace</a>  | 2,269,243   | 2,478,393   | 9.22  | 16.45       | 3.52         |
| 173 | 2/9/2023      | <a href="#">13G/A</a>   | <a href="#">CHX / ChampionX Corporation</a>  | 20,337,316  | 20,156,512  | -0.89   | 10.11       | -0.88        |
| 174 | 2/9/2023      | <a href="#">13G/A</a>   | <a href="#">CMTL / Comtech Telecommunications</a>                                  | 1,809,163   | 1,848,009   | 2.15  | 6.65        | -3.2         |
| 175 | 2/9/2023      | <a href="#">13G/A</a>   | <a href="#">CEVA / Ceva Inc.</a>   | 2,441,408   | 2,639,558   | 8.12  | 11.38       | 7.06         |
| 176 | 2/9/2023      | <a href="#">13G/A</a>   | <a href="#">CEIX / Consol Energy Inc</a>   | 1,916,989   | 2,300,673   | 20.01   | 6.6         | 18.71        |
| 177 | 2/9/2023      | <a href="#">13G/A</a>   | <a href="#">CWH / Camping World Holdings Inc -</a>                                 | 3,741,104   | 3,572,114   | -4.52   | 8.48        | 1.68         |
| 178 | 2/9/2023      | <a href="#">13G/A</a>   | <a href="#">CXW / CoreCivic Inc</a>  | 12,926,740  | 13,166,513  | 1.85  | 11.45       | 6.51         |
| 179 | 2/9/2023      | <a href="#">13G/A</a>   | <a href="#">COST / Costco Wholesale Corp</a>                                       | 37,561,255  | 39,567,517  | 5.34  | 8.92        | 5.31         |
| 180 | 2/9/2023      | <a href="#">13G/A</a>   | <a href="#">CARS / Cars.com</a>  | 7,693,181   | 7,170,244   | -6.8  | 10.76       | -3.32        |
| 181 | 2/9/2023      | <a href="#">13G/A</a>   | <a href="#">COUR / Coursera Inc</a>  | 8,930,050   | 8,905,346   | -0.28   | 6.08        | -4.25        |
| 182 | 2/9/2023      | <a href="#">13G/A</a>   | <a href="#">CINF / Cincinnati Financial Corp.</a>                                  | 17,833,459  | 19,410,493  | 8.84  | 12.35       | 11.56        |
| 183 | 2/9/2023      | <a href="#">13G/A</a>   | <a href="#">CTLT / Catalent Inc.</a>   | 18,479,271  | 19,588,103  | 6   | 10.88       | 0.83         |
| 184 | 2/9/2023      | <a href="#">13G/A</a>   | <a href="#">CCK / Crown Holdings, Inc.</a>   | 11,621,607  | 11,449,276  | -1.48   | 9.55        | 5.06         |
| 185 | 2/9/2023      | <a href="#">13G/A</a>   | <a href="#">CUBE / CubeSmart</a>   | 30,663,122  | 32,768,312  | 6.87  | 14.59       | 4.14         |
| 186 | 2/9/2023      | <a href="#">13G/A</a>   | <a href="#">CFG / Citizens Financial Group Inc</a>                                 | 49,015,558  | 58,172,255  | 18.68   | 11.81       | 2.7          |
| 187 | 2/9/2023      | <a href="#">13G/A</a>   | <a href="#">DNMR / Danimer Scientific Inc - Class A</a>                            | 8,028,738   | 4,924,554   | -38.66  | 4.86        | -39.25       |
| 188 | 2/9/2023      | <a href="#">13G/A</a>   | <a href="#">CTSO / Cytosorbents Corp</a>   | 2,209,165   | 1,956,828   | -11.42  | 4.48        | -11.81       |
| 189 | 2/9/2023      | <a href="#">13G/A</a>   | <a href="#">CF / CF Industries Holdings Inc</a>                                    | 25,652,876  | 25,298,470  | -1.38   | 12.89       | 7.78         |
| 190 | 2/9/2023      | <a href="#">13G/A</a>   | <a href="#">DCPH / Deciphera Pharmaceuticals Inc</a>                               | 3,469,317   | 4,745,321   | 36.78   | 7.02        | 18.38        |
| 191 | 2/9/2023      | <a href="#">13G/A</a>   | <a href="#">CHPT / ChargePoint Holdings Inc - Class A</a>                          | 19,127,511  | 24,365,098  | 27.38   | 7.13        | 23.36        |
| 192 | 2/9/2023      | <a href="#">13G/A</a>   | <a href="#">GTLS / Chart Industries Inc</a>  | 3,814,409   | 4,096,617   | 7.4   | 9.63        | -8.11        |
| 193 | 2/9/2023      | <a href="#">13G/A</a>   | <a href="#">DK / Delek US Holdings Inc</a>   | 7,522,935   | 7,994,948   | 6.27  | 11.47       | 13           |
| 194 | 2/9/2023      | <a href="#">13G/A</a>   | <a href="#">CMCSA / Comcast Corp - Class A</a>                                     | 396,613,344   | 402,183,025   | 1.4   | 9.32        | 7.13         |
| 195 | 2/9/2023      | <a href="#">13G/A</a>   | <a href="#">CHH / Choice Hotels International, Inc.</a>                            | 3,211,585   | 3,085,362   | -3.93   | 5.79        | 0.35         |
| 196 | 2/9/2023      | <a href="#">13G/A</a>   | <a href="#">CNMD / Conmed Corp.</a>  | 3,168,648   | 3,423,498   | 8.04  | 11.23       | 3.69         |
| 197 | 2/9/2023      | <a href="#">13G/A</a>   | <a href="#">COO / Cooper Companies, Inc.</a>                                       | 5,298,087   | 5,583,124   | 5.38  | 11.31       | 5.5          |
| 198 | 2/9/2023      | <a href="#">13G/A</a>   | <a href="#">DORM / Dorman Products Inc</a>   | 2,917,530   | 3,010,312   | 3.18  | 9.58        | 3.79         |
| 199 | 2/9/2023      | <a href="#">13G/A</a>   | <a href="#">DBX / Dropbox Inc - Class A</a>  | 31,220,139  | 29,649,959  | -5.03   | 10.57       | 4.97         |
| 200 | 2/9/2023      | <a href="#">13G/A</a>   | <a href="#">DT / Dynatrace Inc</a>   | 18,373,006  | 19,699,691  | 7.22  | 6.84        | 6.05         |
| 201 | 2/9/2023      | <a href="#">13G/A</a>   | <a href="#">ETN / Eaton Corporation plc</a>  | 34,026,467  | 35,936,239  | 5.61  | 9.04        | 5.85         |
| 202 | 2/9/2023      | <a href="#">13G/A</a>   | <a href="#">CCOI / Cogent Communications Holdings</a>                              | 4,835,162   | 5,226,031   | 8.08  | 10.89       | 7.4          |
| 203 | 2/9/2023      | <a href="#">13G/A</a>   | <a href="#">EXP / Eagle Materials Inc.</a>   | 3,789,294   | 3,994,328   | 5.41  | 10.84       | 7.75         |
| 204 | 2/9/2023      | <a href="#">13G/A</a>   | <a href="#">CRWD / CrowdStrike Holdings Inc - Class</a>                            | 12,303,287  | 14,008,334  | 13.86   | 6.42        | 8.63         |
| 205 | 2/9/2023      | <a href="#">13G/A</a>   | <a href="#">CYRX / CryoPort Inc</a>  | 3,356,172   | 3,535,073   | 5.33  | 7.21        | 5.87         |
| 206 | 2/9/2023      | <a href="#">13G/A</a>   | <a href="#">CSX / CSX Corp.</a>  | 183,589,803   | 184,039,609   | 0.25  | 8.75        | 5.68         |
| 207 | 2/9/2023      | <a href="#">13G/A</a>   | <a href="#">CNS / Cohen &amp; Steers Inc.</a>                                      | 2,510,314   | 2,622,580   | 4.47  | 5.38        | 3.46         |
| 208 | 2/9/2023      | <a href="#">13G/A</a>   | <a href="#">CNXC / Concentrix Corp.</a>  | 4,141,790   | 3,981,629   | -3.87   | 7.71        | -2.65        |
| 209 | 2/9/2023      | <a href="#">13G/A</a>   | <a href="#">CVLT / Commvault Systems Inc</a>                                       | 4,746,564   | 5,036,704   | 6.11  | 11.31       | 8.44         |






Raw (\*.xlsx) attached.

|     | A             | B   | C  | D   | E   | F   | G   | H   |
|-----|---------------|---|--|---|---|---|---|---|
|     | SEC File Date | Form  | Security   | Prev Shares   | Current Shares  | ΔShares %   | % Ownership   | % ΔOwnership  |
| 1   |               |  |  |  |  |  |  |  |
| 210 | 2/9/2023      | 13G/A   | <a href="#">EIG / Employers Holdings Inc</a>                                       | 3,067,836   | 3,210,275   | 4.64  | 11.8  | 7.57  |
| 211 | 2/9/2023      | 13G/A   | <a href="#">DRI / Darden Restaurants, Inc.</a>                                     | 14,011,265  | 14,260,499  | 1.78  | 11.65   | 7.87  |
| 212 | 2/9/2023      | 13G/A   | <a href="#">CPS / Cooper-Standard Holdings Inc</a>                                 | 1,093,940   | 699,660   | -36.04  | 4.09  | -36.49  |
| 213 | 2/9/2023      | 13G/A   | <a href="#">DNLI / Denali Therapeutics Inc</a>                                     | 8,161,530   | 9,947,098   | 21.88   | 7.32  | 9.58  |
| 214 | 2/9/2023      | 13G/A   | <a href="#">CCI / Crown Castle Inc</a>   | 55,894,000  | 57,123,369  | 2.2   | 13.19   | 2.01  |
| 215 | 2/9/2023      | 13G/A   | <a href="#">EQR / Equity Residential Properties Trust</a>                          | 56,289,336  | 57,630,717  | 2.38  | 15.25   | 1.6   |
| 216 | 2/9/2023      | 13G/A   | <a href="#">ESPR / Esperion Therapeutics Inc.</a>                                  | 3,761,439   | 4,260,464   | 13.27   | 5.78  | -4.62   |
| 217 | 2/9/2023      | 13G/A   | <a href="#">CGEM / Cullinan Oncology Inc</a>                                       | 2,366,808   | 2,812,965   | 18.85   | 6.15  | 13.47   |
| 218 | 2/9/2023      | 13G/A   | <a href="#">PLOW / Douglas Dynamics Inc</a>  | 1,331,465   | 1,338,207   | 0.51  | 5.85  | 1.04  |
| 219 | 2/9/2023      | 13G/A   | <a href="#">DAR / Darling Ingredients Inc</a>                                      | 16,494,838  | 16,150,196  | -2.09   | 10.08   | -1.08   |
| 220 | 2/9/2023      | 13G/A   | <a href="#">DXPE / DXP Enterprises, Inc.</a>                                       | 1,097,206   | 1,080,817   | -1.49   | 5.76  | -1.54   |
| 221 | 2/9/2023      | 13G/A   | <a href="#">EGRX / Eagle Pharmaceuticals Inc</a>                                   | 760,468   | 763,807   | 0.44  | 5.87  | -0.34   |
| 222 | 2/9/2023      | 13G/A   | <a href="#">EBC / Eastern Bankshares Inc.</a>                                      | 15,616,064  | 15,603,193  | -0.08   | 8.83  | 5.62  |
| 223 | 2/9/2023      | 13G/A   | <a href="#">FNF / Fidelity National Financial Inc</a>                              | 28,660,531  | 28,815,996  | 0.54  | 10.59   | 4.75  |
| 224 | 2/9/2023      | 13G/A   | <a href="#">FBNC / First Bancorp</a>   | 2,310,573   | 2,493,469   | 7.92  | 6.98  | 7.55  |
| 225 | 2/9/2023      | 13G/A   | <a href="#">ELAN / Elanco Animal Health Inc</a>                                    | 40,801,815  | 45,691,838  | 11.98   | 9.64  | 11.83   |
| 226 | 2/9/2023      | 13G/A   | <a href="#">ESI / Element Solutions Inc</a>  | 19,643,601  | 21,183,607  | 7.84  | 8.75  | 10.2  |
| 227 | 2/9/2023      | 13G/A   | <a href="#">FMC / FMC Corp.</a>  | 13,809,336  | 14,411,402  | 4.36  | 11.44   | 5.05  |
| 228 | 2/9/2023      | 13G/A   | <a href="#">FTNT / Fortinet Inc</a>  | 15,414,022  | 67,373,952  | 337.1   | 8.62  | -8.59   |
| 229 | 2/9/2023      | 13G/A   | <a href="#">FORG / ForgeRock Inc - Class A</a>                                     | 956,640   | 3,854,129   | 302.88  | 7.99  | 5.69  |
| 230 | 2/9/2023      | 13G/A   | <a href="#">ENTG / Entegris Inc</a>  | 12,457,694  | 14,040,721  | 12.71   | 9.42  | 2.39  |
| 231 | 2/9/2023      | 13G/A   | <a href="#">FBIN / Fortune Brands Innovations Inc</a>                              | 14,577,112  | 12,573,777  | -13.74  | 9.82  | -8.57   |
| 232 | 2/9/2023      | 13G/A   | <a href="#">NPO / EnPro Industries Inc</a>   | 2,203,078   | 2,308,579   | 4.79  | 11.1  | 3.84  |
| 233 | 2/9/2023      | 13G/A   | <a href="#">EPR / EPR Properties</a>   | 11,104,006  | 11,381,656  | 2.5   | 15.17   | 2.22  |
| 234 | 2/9/2023      | 13G/A   | <a href="#">DOUG / Douglas Elliman Inc</a>   | 10,467,469  | 8,536,300   | -18.45  | 10.51   | -21.97  |
| 235 | 2/9/2023      | 13G/A   | <a href="#">DRQ / Dril-Quip, Inc.</a>  | 3,874,967   | 3,708,769   | -4.29   | 10.93   | -0.18   |
| 236 | 2/9/2023      | 13G/A   | <a href="#">FRPT / Freshpet Inc</a>  | 3,808,057   | 4,423,502   | 16.16   | 9.21  | 4.9   |
| 237 | 2/9/2023      | 13G/A   | <a href="#">MGEE / MGE Energy, Inc.</a>  | 3,891,418   | 4,142,825   | 6.46  | 11.46   | 6.51  |
| 238 | 2/9/2023      | 13G/A   | <a href="#">NEE / NextEra Energy Inc</a>   | 178,849,315   | 192,398,222   | 7.58  | 9.68  | 6.14  |
| 239 | 2/9/2023      | 13G/A   | <a href="#">ATI / ATI Inc</a>  | 13,815,653  | 14,470,396  | 4.74  | 11.18   | 2.95  |
| 240 | 2/9/2023      | 13G/A   | <a href="#">AES / AES Corp.</a>  | 82,504,796  | 83,726,923  | 1.48  | 12.53   | 1.29  |
| 241 | 2/9/2023      | 13G/A   | <a href="#">PCH / PotlatchDeltic Corp</a>  | 10,183,630  | 12,127,289  | 19.09   | 15.01   | -1.12   |
| 242 | 2/9/2023      | 13G/A   | <a href="#">ALEX / Alexander &amp; Baldwin Inc.</a>                                | 11,452,066  | 11,896,545  | 3.88  | 16.4  | 3.86  |
| 243 | 2/9/2023      | 13G/A   | <a href="#">IRM / Iron Mountain Inc.</a>   | 48,432,157  | 47,429,924  | -2.07   | 16.31   | -2.51   |
| 244 | 2/9/2023      | 13G/A   | <a href="#">EGHT / 8X8 Inc.</a>  | 20,115,916  | 18,056,572  | -10.24  | 16.17   | -3.58   |
| 245 | 2/9/2023      | 13G/A   | <a href="#">AEP / American Electric Power Company</a>                              | 43,072,334  | 48,176,777  | 11.85   | 9.38  | 9.71  |
| 246 | 2/9/2023      | 13G/A   | <a href="#">BKH / Black Hills Corporation</a>                                      | 6,535,371   | 7,103,703   | 8.7   | 10.92   | 6.64  |
| 247 | 2/9/2023      | 13G/A   | <a href="#">BATRA / Atlanta Braves Holdings Inc -</a>                              | 669,406   | 881,045   | 31.62   | 8.54  | 31.59   |
| 248 | 2/9/2023      | 13G/A   | <a href="#">LSXMA / Liberty Media Corp. (New</a>                                   | 7,084,329   | 7,327,954   | 3.44  | 7.47  | 3.75  |
| 249 | 2/9/2023      | 13G/A   | <a href="#">NHC / National Healthcare Corp.</a>                                    | 1,269,209   | 1,406,408   | 10.81   | 9.17  | 11.42   |
| 250 | 2/9/2023      | 13G/A   | <a href="#">MTZ / Mastec Inc.</a>  | 5,071,835   | 5,995,128   | 18.2  | 7.66  | 12.15   |
| 251 | 2/9/2023      | 13G/A   | <a href="#">NWLI / National Western Life Group Inc -</a>                           | 183,375   | 191,603   | 4.49  | 5.58  | 4.49  |
| 252 | 2/9/2023      | 13G/A   | <a href="#">NNI / Nelnet Inc - Class A</a>   | 1,730,641   | 1,306,389   | -24.51  | 4.94  | -21.34  |
| 253 | 2/9/2023      | 13G/A   | <a href="#">LYV / Live Nation Entertainment Inc</a>                                | 15,181,781  | 18,116,631  | 19.33   | 7.85  | 16.12   |
| 254 | 2/9/2023      | 13G/A   | <a href="#">LQDT / Liquidity Services Inc</a>                                      | 1,807,875   | 1,971,958   | 9.08  | 5.51  | 8.25  |
| 255 | 2/9/2023      | 13G/A   | <a href="#">MAX / MediaAlpha Inc - Class A</a>                                     | 1,992,296   | 2,247,309   | 12.8  | 5.21  | 2.96  |
| 256 | 2/9/2023      | 13G/A   | <a href="#">NTAP / Netapp Inc</a>  | 25,528,859  | 28,009,270  | 9.72  | 12.99   | 13.05   |
| 257 | 2/9/2023      | 13G/A   | <a href="#">NTCT / Netscout Systems Inc</a>  | 7,724,283   | 8,020,040   | 3.83  | 11.1  | 6.12  |
| 258 | 2/9/2023      | 13G/A   | <a href="#">NVRO / Nevro Corp</a>  | 3,560,796   | 4,105,350   | 15.29   | 11.59   | 14.75   |
| 259 | 2/9/2023      | 13G/A   | <a href="#">NYMT / New York Mortgage Trust Inc</a>                                 | 24,698,833  | 24,967,740  | 1.09  | 6.73  | 3.38  |
| 260 | 2/9/2023      | 13G/A   | <a href="#">MTG / MGIC Investment Corp</a>   | 33,120,155  | 40,192,185  | 21.35   | 13.53   | 28.98   |
| 261 | 2/9/2023      | 13G/A   | <a href="#">LITE / Lumentum Holdings Inc</a>                                       | 6,553,485   | 6,345,834   | -3.17   | 9.3   | 2.65  |






Raw (\*.xlsx) attached.

|     | A             | B   | C  | D   | E   | F   | G   | H   |
|-----|---------------|---|--|---|---|---|---|---|
|     | SEC File Date | Form  | Security   | Prev Shares   | Current Shares  | ΔShares %   | % Ownership   | % ΔOwnership  |
| 1   |               |  |  |  |  |  |  |  |
| 262 | 2/9/2023      | <a href="#">13G/A</a>   | <a href="#">MU / Micron Technology Inc.</a>  | 89,470,520  | 91,568,443  | 2.34  | 8.39  | 5.01  |
| 263 | 2/9/2023      | <a href="#">13G/A</a>   | <a href="#">MET / Metlife Inc</a>  | 56,951,725  | 55,519,588  | -2.51   | 7.08  | 4.58  |
| 264 | 2/9/2023      | <a href="#">13G/A</a>   | <a href="#">MTB / M &amp; T Bank Corp</a>  | 14,291,165  | 20,344,678  | 42.36   | 11.79   | 6.12  |
| 265 | 2/9/2023      | <a href="#">13G/A</a>   | <a href="#">MTSI / MACOM Technology Solutions</a>                                  | 4,729,754   | 5,251,119   | 11.02   | 7.43  | 9.43  |
| 266 | 2/9/2023      | <a href="#">13G/A</a>   | <a href="#">MTX / Minerals Technologies, Inc.</a>                                  | 3,259,487   | 3,711,980   | 13.88   | 11.44   | 14.4  |
| 267 | 2/9/2023      | <a href="#">13G/A</a>   | <a href="#">NTRS / Northern Trust Corp.</a>  | 22,253,836  | 23,674,989  | 6.39  | 11.36   | 5.97  |
| 268 | 2/9/2023      | <a href="#">13G/A</a>   | <a href="#">NVCR / NovoCure Ltd</a>  | 7,893,313   | 9,547,336   | 20.95   | 9.1   | 19.74   |
| 269 | 2/9/2023      | <a href="#">13G/A</a>   | <a href="#">MANH / Manhattan Associates, Inc.</a>                                  | 6,929,665   | 6,942,728   | 0.19  | 11.13   | 1.64  |
| 270 | 2/9/2023      | <a href="#">13G/A</a>   | <a href="#">MDB / MongoDB Inc - Class A</a>  | 5,849,023   | 6,293,959   | 7.61  | 9.08  | 3.65  |
| 271 | 2/9/2023      | <a href="#">13G/A</a>   | <a href="#">NUE / Nucor Corp.</a>  | 35,844,909  | 32,641,370  | -8.94   | 12.72   | 1.44  |
| 272 | 2/9/2023      | <a href="#">13G/A</a>   | <a href="#">MAN / ManpowerGroup</a>  | 6,263,213   | 6,951,637   | 10.99   | 13.75   | 19.05   |
| 273 | 2/9/2023      | <a href="#">13G/A</a>   | <a href="#">MCO / Moody's Corp.</a>  | 13,521,137  | 13,869,993  | 2.58  | 7.57  | 4.13  |
| 274 | 2/9/2023      | <a href="#">13G/A</a>   | <a href="#">NVT / nVent Electric plc</a>   | 17,497,726  | 17,304,950  | -1.1  | 10.39   | -0.1  |
| 275 | 2/9/2023      | <a href="#">13G/A</a>   | <a href="#">MSM / MSC Industrial Direct Co., Inc. -</a>                            | 4,269,716   | 4,559,465   | 6.79  | 9.64  | 6.4   |
| 276 | 2/9/2023      | <a href="#">13G/A</a>   | <a href="#">MLM / Martin Marietta Materials, Inc.</a>                              | 6,745,377   | 7,004,469   | 3.84  | 11.28   | 4.35  |
| 277 | 2/9/2023      | <a href="#">13G/A</a>   | <a href="#">MASI / Masimo Corp</a>   | 4,703,742   | 4,855,501   | 3.23  | 9.24  | 8.45  |
| 278 | 2/9/2023      | <a href="#">13G/A</a>   | <a href="#">ODC / Oil-Dri Corp. Of America</a>                                     | 358,175   | 235,793   | -34.17  | 4.62  | -30.73  |
| 279 | 2/9/2023      | <a href="#">13G/A</a>   | <a href="#">MYGN / Myriad Genetics, Inc.</a>                                       | 9,149,521   | 9,311,761   | 1.77  | 11.49   | 0.26  |
| 280 | 2/9/2023      | <a href="#">13G/A</a>   | <a href="#">MTCH / Match Group Inc. - New</a>                                      | 28,660,438  | 30,896,861  | 7.8   | 11.06   | 9.29  |
| 281 | 2/9/2023      | <a href="#">13G/A</a>   | <a href="#">OFG / OFG Bancorp</a>  | 5,849,787   | 5,901,993   | 0.89  | 12.41   | 5.71  |
| 282 | 2/9/2023      | <a href="#">13G/A</a>   | <a href="#">ONB / Old National Bancorp</a>   | 18,561,683  | 31,447,164  | 69.42   | 10.74   | -4.02   |
| 283 | 2/9/2023      | <a href="#">13G/A</a>   | <a href="#">NFG / National Fuel Gas Co.</a>  | 9,386,368   | 12,553,811  | 33.75   | 13.72   | 33.33   |
| 284 | 2/9/2023      | <a href="#">13G/A</a>   | <a href="#">NSA / National Storage Affiliates Trust</a>                            | 12,825,331  | 13,150,077  | 2.53  | 14.47   | 0.49  |
| 285 | 2/9/2023      | <a href="#">13G/A</a>   | <a href="#">NATR / Nature's Sunshine Products, Inc.</a>                            | 1,032,694   | 477,376   | -53.77  | 2.49  | -52.39  |
| 286 | 2/9/2023      | <a href="#">13G/A</a>   | <a href="#">AFIN / American Fin Tr Inc - Class A</a>                               | 18,954,276  | 19,302,816  | 1.84  | 14.38   | -6.32   |
| 287 | 2/9/2023      | <a href="#">13G/A</a>   | <a href="#">MPW / Medical Properties Trust Inc</a>                                 | 86,549,932  | 88,056,198  | 1.74  | 14.73   | 1.52  |
| 288 | 2/9/2023      | <a href="#">13G/A</a>   | <a href="#">OPRX / OptimizeRx Corp</a>   | 1,082,776   | 1,111,411   | 2.64  | 6.48  | 6.4   |
| 289 | 2/9/2023      | <a href="#">13G/A</a>   | <a href="#">NFLX / Netflix Inc.</a>  | 33,560,277  | 35,523,919  | 5.85  | 7.98  | 5.28  |
| 290 | 2/9/2023      | <a href="#">13G/A</a>   | <a href="#">MLAB / Mesa Laboratories, Inc.</a>                                     | 337,028   | 359,293   | 6.61  | 6.73  | 4.34  |
| 291 | 2/9/2023      | <a href="#">13G/A</a>   | <a href="#">MTD / Mettler-Toledo International, Inc.</a>                           | 2,516,278   | 2,555,700   | 1.57  | 11.46   | 4.66  |
| 292 | 2/9/2023      | <a href="#">13G/A</a>   | <a href="#">MGM / MGM Resorts International</a>                                    | 42,100,501  | 34,064,558  | -19.09  | 8.87  | -1.22   |
| 293 | 2/9/2023      | <a href="#">13G/A</a>   | <a href="#">HCC / Warrior Met Coal Inc</a>   | 6,102,910   | 19,175,009  | 214.19  | 16.61   | 39.93   |
| 294 | 2/9/2023      | <a href="#">13G/A</a>   | <a href="#">PX / P10 Inc - Class A</a>   | 1,700,281   | 3,608,355   | 112.22  | 8.82  | 19.35   |
| 295 | 2/9/2023      | <a href="#">13G/A</a>   | <a href="#">NSC / Norfolk Southern Corp.</a>                                       | 18,425,636  | 18,533,329  | 0.58  | 8.01  | 5.81  |
| 296 | 2/9/2023      | <a href="#">13G/A</a>   | <a href="#">MOD / Modine Manufacturing Co.</a>                                     | 2,881,537   | 2,742,622   | -4.82   | 5.26  | -5.4  |
| 297 | 2/9/2023      | <a href="#">13G/A</a>   | <a href="#">GPS / Gap, Inc.</a>  | 27,695,377  | 22,836,184  | -17.55  | 6.26  | -15.63  |
| 298 | 2/9/2023      | <a href="#">13G/A</a>   | <a href="#">NFBK / Northfield Bancorp Inc</a>                                      | 4,929,261   | 4,843,179   | -1.75   | 10.14   | 1.3   |
| 299 | 2/9/2023      | <a href="#">13G/A</a>   | <a href="#">PANW / Palo Alto Networks Inc</a>                                      | 8,566,441   | 19,851,052  | 131.73  | 6.57  | -24.31  |
| 300 | 2/9/2023      | <a href="#">13G/A</a>   | <a href="#">GATX / GATX Corp.</a>  | 3,688,924   | 3,858,123   | 4.59  | 10.96   | 5.49  |
| 301 | 2/9/2023      | <a href="#">13G/A</a>   | <a href="#">EGAN / eGain Corp</a>  | 2,091,719   | 1,712,920   | -18.11  | 5.36  | -19.52  |
| 302 | 2/9/2023      | <a href="#">13G/A</a>   | <a href="#">MSI / Motorola Solutions Inc</a>                                       | 18,547,606  | 20,108,198  | 8.41  | 12.03   | 9.56  |
| 303 | 2/9/2023      | <a href="#">13G/A</a>   | <a href="#">MRC / MRC Global Inc</a>   | 8,506,070   | 9,156,447   | 7.65  | 10.95   | 7.67  |
| 304 | 2/9/2023      | <a href="#">13G/A</a>   | <a href="#">NVDA / NVIDIA Corp</a>   | 196,015,550   | 204,600,119   | 4.38  | 8.32  | 6.12  |
| 305 | 2/9/2023      | <a href="#">13G/A</a>   | <a href="#">MPLN / MultiPlan Corp - Class A</a>                                    | 33,227,488  | 32,613,544  | -1.85   | 5.1   | -2.11   |
| 306 | 2/9/2023      | <a href="#">13G/A</a>   | <a href="#">PAY / Paymentus Holdings Inc - Class A</a>                             | 1,281,976   | 1,569,804   | 22.45   | 7.99  | 3.1   |
| 307 | 2/9/2023      | <a href="#">13G/A</a>   | <a href="#">PTON / Peloton Interactive Inc - Class A</a>                           | 24,917,165  | 27,127,665  | 8.87  | 8.65  | 3.47  |
| 308 | 2/9/2023      | <a href="#">13G/A</a>   | <a href="#">EYE / National Vision Holdings Inc</a>                                 | 8,624,636   | 8,679,144   | 0.63  | 11  | 3.87  |
| 309 | 2/9/2023      | <a href="#">13G/A</a>   | <a href="#">ON / ON Semiconductor Corp.</a>  | 50,340,515  | 49,935,983  | -0.8  | 11.55   | -0.35   |
| 310 | 2/9/2023      | <a href="#">13G/A</a>   | <a href="#">PM / Philip Morris International Inc</a>                               | 126,627,443   | 134,134,252   | 5.93  | 8.65  | 6.4   |
| 311 | 2/9/2023      | <a href="#">13G/A</a>   | <a href="#">NTGR / Netgear Inc</a>   | 3,170,985   | 3,395,731   | 7.09  | 11.75   | 8.39  |
| 312 | 2/9/2023      | <a href="#">13G/A</a>   | <a href="#">PLNT / Planet Fitness Inc - Class A</a>                                | 7,410,872   | 7,677,396   | 3.6   | 9.2   | 3.49  |
| 313 | 2/9/2023      | <a href="#">13G/A</a>   | <a href="#">PRAA / PRA Group Inc</a>   | 4,600,880   | 4,275,431   | -7.07   | 10.97   | 3.98  |

Raw (\*.xlsx) attached.








|     | A             | B   | C  | D   | E   | F   | G           | H            |
|-----|---------------|---|--|---|---|---|-------------|--------------|
|     | SEC File Date | Form  | Security   | Prev Shares   | Current Shares  | ΔShares %   | % Ownership | % ΔOwnership |
| 1   |               |  |  |  |  |  |             |              |
| 314 | 2/9/2023      | <a href="#">13G/A</a>   | <a href="#">POWL / Powell Industries, Inc.</a>                                     | 595,329   | 602,928   | 1.28  | 5.1         | 0.39         |
| 315 | 2/9/2023      | <a href="#">13G/A</a>   | <a href="#">PFBC / Preferred Bank (Los Angeles, CA)</a>                            | 867,835   | 864,347   | -0.4  | 6.02        | 3.79         |
| 316 | 2/9/2023      | <a href="#">13G/A</a>   | <a href="#">PLMR / Palomar Holdings Inc</a>  | 2,081,452   | 2,276,208   | 9.36  | 9.02        | 10.13        |
| 317 | 2/9/2023      | <a href="#">13G/A</a>   | <a href="#">PSMT / Pricemart Inc.</a>  | 2,729,805   | 2,969,628   | 8.79  | 9.56        | 8.02         |
| 318 | 2/9/2023      | <a href="#">13G/A</a>   | <a href="#">PRIM / Primoris Services Corp</a>                                      | 5,403,076   | 5,436,419   | 0.62  | 10.24       | 0.89         |
| 319 | 2/9/2023      | <a href="#">13G/A</a>   | <a href="#">NVEC / NVE Corp</a>  | 269,190   | 221,209   | -17.82  | 4.58        | -17.77       |
| 320 | 2/9/2023      | <a href="#">13G/A</a>   | <a href="#">NVR / NVR Inc.</a>   | 348,315   | 344,319   | -1.15   | 10.77       | 7.7          |
| 321 | 2/9/2023      | <a href="#">13G/A</a>   | <a href="#">PFS / Provident Financial Services Inc</a>                             | 7,960,415   | 8,790,250   | 10.42   | 11.68       | 13.51        |
| 322 | 2/9/2023      | <a href="#">13G/A</a>   | <a href="#">OIS / Oil States International, Inc.</a>                               | 3,630,457   | 3,940,265   | 8.53  | 6.17        | 4.22         |
| 323 | 2/9/2023      | <a href="#">13G/A</a>   | <a href="#">PTCT / PTC Therapeutics Inc</a>  | 7,183,692   | 7,339,520   | 2.17  | 10.21       | 1.39         |
| 324 | 2/9/2023      | <a href="#">13G/A</a>   | <a href="#">OPI / Office Properties Income Trust</a>                               | 7,959,952   | 8,119,077   | 2   | 16.72       | 1.7          |
| 325 | 2/9/2023      | <a href="#">13G/A</a>   | <a href="#">G / Genpact Ltd</a>  | 16,572,428  | 16,741,780  | 1.02  | 9.14        | 3.75         |
| 326 | 2/9/2023      | <a href="#">13G/A</a>   | <a href="#">PMT / Pennymac Mortgage Investment</a>                                 | 10,716,164  | 10,170,198  | -5.09   | 11.44       | 3.53         |
| 327 | 2/9/2023      | <a href="#">13G/A</a>   | <a href="#">ZEUS / Olympic Steel Inc.</a>  | 647,099   | 664,296   | 2.66  | 5.97        | 2.23         |
| 328 | 2/9/2023      | <a href="#">13G/A</a>   | <a href="#">EXLS / ExlService Holdings Inc</a>                                     | 3,566,074   | 3,350,593   | -6.04   | 10.13       | -5.42        |
| 329 | 2/9/2023      | <a href="#">13G/A</a>   | <a href="#">EFC / Ellington Financial Inc</a>                                      | 3,306,467   | 3,734,986   | 12.96   | 6.18        | 7.29         |
| 330 | 2/9/2023      | <a href="#">13G/A</a>   | <a href="#">EXPD / Expeditors International Of</a>                                 | 19,485,313  | 19,052,121  | -2.22   | 11.97       | 4.09         |
| 331 | 2/9/2023      | <a href="#">13G/A</a>   | <a href="#">EQIX / Equinix Inc</a>   | 11,702,044  | 12,164,040  | 3.95  | 13.14       | 1.08         |
| 332 | 2/9/2023      | <a href="#">13G/A</a>   | <a href="#">EXTR / Extreme Networks Inc.</a>                                       | 13,078,889  | 11,992,756  | -8.3  | 9.13        | -9.78        |
| 333 | 2/9/2023      | <a href="#">13G/A</a>   | <a href="#">GMRE / Global Medical REIT Inc</a>                                     | 6,233,648   | 6,416,884   | 2.94  | 9.79        | 0.82         |
| 334 | 2/9/2023      | <a href="#">13G/A</a>   | <a href="#">EHAB / Enhabit Inc</a>   | 5,423,673   | 5,499,624   | 1.4   | 11.08       | 1.93         |
| 335 | 2/9/2023      | <a href="#">13G/A</a>   | <a href="#">GL / Globe Life Inc</a>  | 10,757,918  | 10,780,683  | 0.21  | 11.08       | 4.04         |
| 336 | 2/9/2023      | <a href="#">13G/A</a>   | <a href="#">FRT / Federal Realty Investment Trust.</a>                             | 11,900,087  | 12,802,837  | 7.59  | 15.77       | 3.07         |
| 337 | 2/9/2023      | <a href="#">13G/A</a>   | <a href="#">BROS / Dutch Bros Inc - Class A</a>                                    | 1,805,122   | 3,427,113   | 89.85   | 7.53        | 43.7         |
| 338 | 2/9/2023      | <a href="#">13G/A</a>   | <a href="#">ENOV / Enovis Corp</a>   |   | 4,574,286   |   | 8.45        |              |
| 339 | 2/9/2023      | <a href="#">13G/A</a>   | <a href="#">GT / Goodyear Tire &amp; Rubber Co.</a>                                | 28,523,598  | 28,724,606  | 0.7   | 10.16       | 0.4          |
| 340 | 2/9/2023      | <a href="#">13G/A</a>   | <a href="#">EPAM / EPAM Systems Inc</a>  | 6,119,526   | 6,493,769   | 6.12  | 11.29       | 4.63         |
| 341 | 2/9/2023      | <a href="#">13G/A</a>   | <a href="#">EQT / EQT Corp</a>   | 38,038,225  | 38,916,045  | 2.31  | 10.6        | 2.91         |
| 342 | 2/9/2023      | <a href="#">13G/A</a>   | <a href="#">FFBC / First Financial Bancorp</a>                                     | 10,348,071  | 10,759,141  | 3.97  | 11.34       | 2.72         |
| 343 | 2/9/2023      | <a href="#">13G/A</a>   | <a href="#">GVA / Granite Construction Inc.</a>                                    | 5,063,425   | 5,128,117   | 1.28  | 11.73       | 6.15         |
| 344 | 2/9/2023      | <a href="#">13G/A</a>   | <a href="#">FHN / First Horizon Corporation</a>                                    | 57,729,147  | 53,990,345  | -6.48   | 10.06       | -5.81        |
| 345 | 2/9/2023      | <a href="#">13G/A</a>   | <a href="#">GDOT / Green Dot Corp. - Class A</a>                                   | 5,659,344   | 5,675,180   | 0.28  | 10.8        | 4.35         |
| 346 | 2/9/2023      | <a href="#">13G/A</a>   | <a href="#">EPRT / Essential Properties Realty Trust</a>                           | 19,155,671  | 24,650,037  | 28.68   | 17.31       | 9.84         |
| 347 | 2/9/2023      | <a href="#">13G/A</a>   | <a href="#">FNB / F.N.B. Corp.</a>   | 32,032,714  | 38,064,193  | 18.83   | 10.56       | 5.18         |
| 348 | 2/9/2023      | <a href="#">13G/A</a>   | <a href="#">EVOP / EVO Payments Inc - Class A</a>                                  | 4,560,970   | 4,741,825   | 3.97  | 9.82        | 2.08         |
| 349 | 2/9/2023      | <a href="#">13G/A</a>   | <a href="#">HAE / Haemonetics Corp.</a>  | 5,195,195   | 5,242,836   | 0.92  | 10.36       | 2.37         |
| 350 | 2/9/2023      | <a href="#">13G/A</a>   | <a href="#">EXPI / eXp World Holdings Inc</a>                                      | 9,630,878   | 10,487,220  | 8.89  | 6.87        | 5.21         |
| 351 | 2/9/2023      | <a href="#">13G/A</a>   | <a href="#">FSP / Franklin Street Properties Corp.</a>                             | 15,625,396  | 10,916,819  | -30.13  | 10.57       | -28.53       |
| 352 | 2/9/2023      | <a href="#">13G/A</a>   | <a href="#">FRPH / FRP Holdings Inc</a>  | 626,577   | 622,301   | -0.68   | 6.58        | -1.2         |
| 353 | 2/9/2023      | <a href="#">13G/A</a>   | <a href="#">HCSG / Healthcare Services Group, Inc.</a>                             | 8,796,411   | 8,381,297   | -4.72   | 11.31       | -4.15        |
| 354 | 2/9/2023      | <a href="#">13G/A</a>   | <a href="#">FULT / Fulton Financial Corp.</a>                                      | 16,102,336  | 17,444,943  | 8.34  | 10.42       | 3.89         |
| 355 | 2/9/2023      | <a href="#">13G/A</a>   | <a href="#">HSTM / Healthstream Inc</a>  | 2,737,692   | 2,771,909   | 1.25  | 9.07        | 4.61         |
| 356 | 2/9/2023      | <a href="#">13G/A</a>   | <a href="#">GLPI / Gaming and Leisure Properties Inc</a>                           | 33,019,258  | 36,589,613  | 10.81   | 14.21       | 6.36         |
| 357 | 2/9/2023      | <a href="#">13G/A</a>   | <a href="#">HLX / Helix Energy Solutions Group Inc</a>                             | 12,619,890  | 13,462,456  | 6.68  | 8.87        | 6.1          |
| 358 | 2/9/2023      | <a href="#">13G/A</a>   | <a href="#">HRTX / Heron Therapeutics Inc</a>                                      | 9,609,045   | 7,806,285   | -18.76  | 6.57        | -30.33       |
| 359 | 2/9/2023      | <a href="#">13G/A</a>   | <a href="#">HXL / Hexcel Corp.</a>   | 7,597,731   | 7,718,731   | 1.59  | 9.17        | 1.21         |
| 360 | 2/9/2023      | <a href="#">13G/A</a>   | <a href="#">GNW / Genworth Financial Inc - Class A</a>                             | 55,360,357  | 57,500,489  | 3.87  | 11.58       | 6.14         |
| 361 | 2/9/2023      | <a href="#">13G/A</a>   | <a href="#">FFIN / First Financial Bankshares, Inc.</a>                            | 14,279,747  | 14,342,470  | 0.44  | 10.05       | 0.4          |
| 362 | 2/9/2023      | <a href="#">13G/A</a>   | <a href="#">GILD / Gilead Sciences, Inc.</a>                                       | 105,803,799   | 112,038,324   | 5.89  | 8.93        | 5.93         |
| 363 | 2/9/2023      | <a href="#">13G/A</a>   | <a href="#">FRC / First Republic Bank</a>  | 19,083,561  | 20,563,135  | 7.75  | 11.24       | 5.44         |
| 364 | 2/9/2023      | <a href="#">13G/A</a>   | <a href="#">GOOD / Gladstone Commercial Corp</a>                                   | 3,844,980   | 4,213,762   | 9.59  | 10.64       | 3.1          |
| 365 | 2/9/2023      | <a href="#">13G/A</a>   | <a href="#">GNL / Global Net Lease Inc</a>   | 16,671,795  | 17,046,642  | 2.25  | 16.42       | 2.05         |

Raw (\*.xlsx) attached.








|     | A             | B   | C  | D   | E   | F   | G           | H            |
|-----|---------------|---|--|---|---|---|-------------|--------------|
|     | SEC File Date | Form  | Security   | Prev Shares   | Current Shares  | ΔShares %   | % Ownership | % ΔOwnership |
| 1   |               |  |  |  |  |  |             |              |
| 366 | 2/9/2023      | <a href="#">13G/A</a>   | <a href="#">GMED / Globus Medical Inc - Class A</a>                                | 7,509,907   | 7,332,112   | -2.37   | 9.47        | -0.32        |
| 367 | 2/9/2023      | <a href="#">13G/A</a>   | <a href="#">GSHD / Goosehead Insurance Inc - Class</a>                             | 1,666,147   | 1,801,819   | 8.14  | 8.52        | 1.19         |
| 368 | 2/9/2023      | <a href="#">13G/A</a>   | <a href="#">GHC / Graham Holdings Co. - Class B</a>                                | 360,885   | 366,892   | 1.66  | 9.56        | 5.64         |
| 369 | 2/9/2023      | <a href="#">13G/A</a>   | <a href="#">FBIO / Fortress Biotech Inc</a>  | 5,690,274   | 5,104,407   | -10.3   | 4.7         | -17.69       |
| 370 | 2/9/2023      | <a href="#">13G/A</a>   | <a href="#">HZNP / Horizon Therapeutics Plc</a>                                    | 20,138,694  | 21,236,103  | 5.45  | 9.37        | 5.52         |
| 371 | 2/9/2023      | <a href="#">13G/A</a>   | <a href="#">GPRE / Green Plains Inc</a>  | 3,579,870   | 4,180,734   | 16.78   | 7.05        | 5.54         |
| 372 | 2/9/2023      | <a href="#">13G/A</a>   | <a href="#">TWNK / Hostess Brands Inc - Class A</a>                                | 15,032,638  | 15,873,715  | 5.6   | 11.86       | 9.21         |
| 373 | 2/9/2023      | <a href="#">13G/A</a>   | <a href="#">GFF / Griffon Corp.</a>  | 5,656,744   | 5,863,162   | 3.65  | 10.27       | 2.19         |
| 374 | 2/9/2023      | <a href="#">13G/A</a>   | <a href="#">FDP / Fresh Del Monte Produce Inc</a>                                  | 3,944,687   | 4,380,419   | 11.05   | 9.16        | 10.36        |
| 375 | 2/9/2023      | <a href="#">13G/A</a>   | <a href="#">FTDR / Frontdoor Inc.</a>  | 8,572,153   | 8,864,478   | 3.41  | 10.88       | 7.51         |
| 376 | 2/9/2023      | <a href="#">13G/A</a>   | <a href="#">FCN / FTI Consulting Inc.</a>  | 3,142,708   | 3,206,891   | 2.04  | 9.32        | 1.64         |
| 377 | 2/9/2023      | <a href="#">13G/A</a>   | <a href="#">HAIN / Hain Celestial Group Inc</a>                                    | 10,081,205  | 10,704,648  | 6.18  | 11.99       | 6.2          |
| 378 | 2/9/2023      | <a href="#">13G/A</a>   | <a href="#">HLNE / Hamilton Lane Inc - Class A</a>                                 | 3,009,517   | 3,162,907   | 5.1   | 8.35        | 3.21         |
| 379 | 2/9/2023      | <a href="#">13G/A</a>   | <a href="#">GTHX / G1 Therapeutics Inc</a>   | 2,544,365   | 1,925,845   | -24.31  | 3.81        | -36.29       |
| 380 | 2/9/2023      | <a href="#">13G/A</a>   | <a href="#">GCI / Gannett Co Inc.</a>  | 9,276,178   | 10,834,404  | 16.8  | 7.42        | 13.8         |
| 381 | 2/9/2023      | <a href="#">13G/A</a>   | <a href="#">FUL / H.B. Fuller Company</a>  | 6,040,340   | 6,441,642   | 6.64  | 12.08       | 5.13         |
| 382 | 2/9/2023      | <a href="#">13G/A</a>   | <a href="#">IR / Ingersoll-Rand Inc</a>  | 43,230,549  | 45,406,196  | 5.03  | 11.21       | 5.66         |
| 383 | 2/9/2023      | <a href="#">13G/A</a>   | <a href="#">ILPT / Industrial Logistics Properties Trust</a>                       | 10,421,951  | 9,566,188   | -8.21   | 14.59       | -8.41        |
| 384 | 2/9/2023      | <a href="#">13G/A</a>   | <a href="#">INGR / Ingredion Inc</a>   | 6,849,963   | 7,379,241   | 7.73  | 11.26       | 9.32         |
| 385 | 2/9/2023      | <a href="#">13G/A</a>   | <a href="#">INVA / Innoviva Inc</a>  | 6,970,950   | 7,072,212   | 1.45  | 10.13       | 1.3          |
| 386 | 2/9/2023      | <a href="#">13G/A</a>   | <a href="#">GMS / GMS Inc</a>  | 5,031,548   | 5,589,544   | 11.09   | 13.43       | 14.88        |
| 387 | 2/9/2023      | <a href="#">13G/A</a>   | <a href="#">HT / Hersha Hospitality Trust - Class A</a>                            | 2,679,321   | 2,802,068   | 4.58  | 7.07        | 3.82         |
| 388 | 2/9/2023      | <a href="#">13G/A</a>   | <a href="#">HRI / Herc Holdings Inc</a>  | 2,318,386   | 2,415,578   | 4.19  | 8.26        | 5.63         |
| 389 | 2/9/2023      | <a href="#">13G/A</a>   | <a href="#">INTC / Intel Corp.</a>   | 344,558,754   | 367,013,798   | 6.52  | 8.89        | 4.96         |
| 390 | 2/9/2023      | <a href="#">13G/A</a>   | <a href="#">HTH / Hilltop Holdings Inc</a>   | 6,441,986   | 5,208,414   | -19.15  | 8.06        | -1.23        |
| 391 | 2/9/2023      | <a href="#">13G/A</a>   | <a href="#">HIMS / Hims &amp; Hers Health Inc - Class A</a>                        | 11,089,313  | 11,320,410  | 2.08  | 5.68        | 0.18         |
| 392 | 2/9/2023      | <a href="#">13G/A</a>   | <a href="#">IBKR / Interactive Brokers Group Inc -</a>                             | 7,855,179   | 9,180,448   | 16.87   | 8.92        | 11.5         |
| 393 | 2/9/2023      | <a href="#">13G/A</a>   | <a href="#">IDCC / Interdigital Inc</a>  | 3,362,527   | 3,474,662   | 3.33  | 11.71       | 6.84         |
| 394 | 2/9/2023      | <a href="#">13G/A</a>   | <a href="#">IBM / International Business Machines</a>                              | 75,553,655  | 80,144,196  | 6.08  | 8.86        | 5.23         |
| 395 | 2/9/2023      | <a href="#">13G/A</a>   | <a href="#">US4383331067 / HONEST CO INC (THE)</a>                                 | 4,646,712   | 2,719,264   | -41.48  | 2.93        | -42.55       |
| 396 | 2/9/2023      | <a href="#">13G/A</a>   | <a href="#">HMN / Horace Mann Educators Corp.</a>                                  | 4,924,315   | 5,139,138   | 4.36  | 12.57       | 5.9          |
| 397 | 2/9/2023      | <a href="#">13G/A</a>   | <a href="#">INSW / International Seaways Inc</a>                                   | 3,400,547   | 3,415,258   | 0.43  | 6.96        | 3.73         |
| 398 | 2/9/2023      | <a href="#">13G/A</a>   | <a href="#">HRL / Hormel Foods Corp.</a>   | 32,953,376  | 35,456,214  | 7.6   | 6.49        | 6.92         |
| 399 | 2/9/2023      | <a href="#">13G/A</a>   | <a href="#">HLI / Houlihan Lokey Inc - Class A</a>                                 | 5,132,876   | 5,094,380   | -0.75   | 10.22       | 1.59         |
| 400 | 2/9/2023      | <a href="#">13G/A</a>   | <a href="#">INVH / Invitation Homes Inc</a>  | 83,864,736  | 98,242,458  | 17.14   | 16.07       | 14.38        |
| 401 | 2/9/2023      | <a href="#">13G/A</a>   | <a href="#">HUBS / HubSpot Inc</a>   | 4,084,350   | 4,443,937   | 8.8   | 9.15        | 5.9          |
| 402 | 2/9/2023      | <a href="#">13G/A</a>   | <a href="#">IRDM / Iridium Communications Inc</a>                                  | 12,726,214  | 12,713,158  | -0.1  | 10.12       | 1            |
| 403 | 2/9/2023      | <a href="#">13G/A</a>   | <a href="#">THG / Hanover Insurance Group Inc</a>                                  | 3,687,024   | 3,712,029   | 0.68  | 10.44       | 0.77         |
| 404 | 2/9/2023      | <a href="#">13G/A</a>   | <a href="#">HYLN / Hylion Holdings Corporation -</a>                               | 10,926,818  | 11,859,854  | 8.54  | 6.6         | 4.76         |
| 405 | 2/9/2023      | <a href="#">13G/A</a>   | <a href="#">HURN / Huron Consulting Group Inc</a>                                  | 2,086,532   | 2,015,281   | -3.41   | 10.11       | 0.7          |
| 406 | 2/9/2023      | <a href="#">13G/A</a>   | <a href="#">US4181001037 / HashiCorp Inc</a>                                       | 1,048,936   | 5,877,525   | 460.33  | 7.17        | 4.52         |
| 407 | 2/9/2023      | <a href="#">13G/A</a>   | <a href="#">JEF / Jefferies Financial Group Inc</a>                                | 22,104,360  | 19,877,075  | -10.08  | 8.68        | -3.56        |
| 408 | 2/9/2023      | <a href="#">13G/A</a>   | <a href="#">JBSS / Sanfilippo (John B.) &amp; Son, Inc</a>                         | 848,501   | 818,624   | -3.52   | 9.17        | -4.08        |
| 409 | 2/9/2023      | <a href="#">13G/A</a>   | <a href="#">NARI / Inari Medical Inc</a>   | 3,102,221   | 4,331,429   | 39.62   | 8.07        | 30.58        |
| 410 | 2/9/2023      | <a href="#">13G/A</a>   | <a href="#">JXN / Jackson Financial Inc - Class A</a>                              | 8,440,585   | 8,471,993   | 0.37  | 10.2        | 0.39         |
| 411 | 2/9/2023      | <a href="#">13G/A</a>   | <a href="#">HTLF / Heartland Financial USA, Inc.</a>                               | 2,840,134   | 3,071,748   | 8.16  | 7.24        | 7.74         |
| 412 | 2/9/2023      | <a href="#">13G/A</a>   | <a href="#">HLIO / Helios Technologies Inc</a>                                     | 2,749,161   | 3,071,547   | 11.73   | 9.43        | 11.2         |
| 413 | 2/9/2023      | <a href="#">13G/A</a>   | <a href="#">KRTX / Karuna Therapeutics Inc</a>                                     | 2,084,336   | 2,753,543   | 32.11   | 8.01        | 13.78        |
| 414 | 2/9/2023      | <a href="#">13G/A</a>   | <a href="#">HFWA / Heritage Financial Corp.</a>                                    | 2,124,172   | 2,341,302   | 10.22   | 6.67        | 10.43        |
| 415 | 2/9/2023      | <a href="#">13G/A</a>   | <a href="#">IOSP / Innospec Inc</a>  | 2,716,506   | 2,889,993   | 6.39  | 11.67       | 5.9          |
| 416 | 2/9/2023      | <a href="#">13G/A</a>   | <a href="#">KRNY / Kearny Financial Corp.</a>                                      | 6,765,683   | 6,357,716   | -6.03   | 9.41        | 4.44         |
| 417 | 2/9/2023      | <a href="#">13G/A</a>   | <a href="#">ITGR / Integer Holdings Corp</a>                                       | 3,587,424   | 3,834,235   | 6.88  | 11.57       | 6.54         |








Raw (\*.xlsx) attached.

|     | A             | B   | C  | D   | E   | F   | G   | H   |
|-----|---------------|---|--|---|---|---|---|---|
|     | SEC File Date | Form  | Security   | Prev Shares   | Current Shares  | ΔShares %   | % Ownership   | % ΔOwnership  |
| 1   |               |  |  |  |  |  |  |  |
| 418 | 2/9/2023      | 13G/A   | <a href="#">NTLA / Intellia Therapeutics Inc</a>                                   | 6,442,355   | 7,810,226   | 21.23   | 9.28  | 7.16  |
| 419 | 2/9/2023      | 13G/A   | <a href="#">KIM / Kimco Realty Corporation</a>                                     | 97,456,430  | 102,073,750   | 4.74  | 16.5  | 4.36  |
| 420 | 2/9/2023      | 13G/A   | <a href="#">KRG / Kite Realty Group Trust</a>                                      | 32,382,542  | 32,115,662  | -0.82   | 14.66   | -0.88   |
| 421 | 2/9/2023      | 13G/A   | <a href="#">KOD / Kodiak Sciences Inc</a>  | 2,969,910   | 1,657,156   | -44.2   | 3.17  | -44.77  |
| 422 | 2/9/2023      | 13G/A   | <a href="#">ISRG / Intuitive Surgical Inc</a>                                      | 28,062,045  | 29,425,186  | 4.86  | 8.33  | 5.98  |
| 423 | 2/9/2023      | 13G/A   | <a href="#">ERIE / Erie Indemnity Co. - Class A</a>                                | 2,406,357   | 2,450,196   | 1.82  | 5.3   | 1.73  |
| 424 | 2/9/2023      | 13G/A   | <a href="#">HPP / Hudson Pacific Properties Inc</a>                                | 22,023,045  | 22,591,218  | 2.58  | 16.03   | 11.01   |
| 425 | 2/9/2023      | 13G/A   | <a href="#">EWBC / East West Bancorp, Inc.</a>                                     | 14,094,967  | 14,665,380  | 4.05  | 10.4  | 4   |
| 426 | 2/9/2023      | 13G/A   | <a href="#">HUBG / Hub Group, Inc. - Class A</a>                                   | 3,526,316   | 3,642,545   | 3.3   | 11.15   | 7.42  |
| 427 | 2/9/2023      | 13G/A   | <a href="#">ESNT / Essent Group Ltd</a>  | 10,760,075  | 11,496,701  | 6.85  | 10.67   | 6.7   |
| 428 | 2/9/2023      | 13G/A   | <a href="#">IDXX / Idexx Laboratories, Inc.</a>                                    | 7,923,466   | 8,132,479   | 2.64  | 9.82  | 5.14  |
| 429 | 2/9/2023      | 13G/A   | <a href="#">LRCX / Lam Research Corp.</a>  | 11,504,998  | 11,788,267  | 2.46  | 8.64  | 5.75  |
| 430 | 2/9/2023      | 13G/A   | <a href="#">LEN / Lennar Corp. - Class A</a>                                       | 28,650,363  | 28,212,757  | -1.53   | 11.07   | 5.03  |
| 431 | 2/9/2023      | 13G/A   | <a href="#">JKHY / Jack Henry &amp; Associates, Inc.</a>                           | 8,684,744   | 8,983,978   | 3.45  | 12.32   | 5.03  |
| 432 | 2/9/2023      | 13G/A   | <a href="#">INFI / Infinity Pharmaceuticals Inc.</a>                               | 5,783,433   | 5,313,679   | -8.12   | 5.95  | -8.46   |
| 433 | 2/9/2023      | 13G/A   | <a href="#">KAMN / Kaman Corp.</a>   | 2,982,147   | 3,141,839   | 5.35  | 11.21   | 4.67  |
| 434 | 2/9/2023      | 13G/A   | <a href="#">INO / Inovio Pharmaceuticals Inc</a>                                   | 11,039,313  | 17,042,500  | 54.38   | 6.83  | 30.1  |
| 435 | 2/9/2023      | 13G/A   | <a href="#">KBH / KB Home</a>  | 7,862,708   | 7,690,798   | -2.19   | 8.99  | 0   |
| 436 | 2/9/2023      | 13G/A   | <a href="#">KMT / Kennametal Inc.</a>  | 8,199,776   | 8,307,182   | 1.31  | 10.31   | 2.28  |
| 437 | 2/9/2023      | 13G/A   | <a href="#">IIN / Insteel Industries, Inc.</a>                                     | 1,298,304   | 1,330,467   | 2.48  | 6.83  | 2.09  |
| 438 | 2/9/2023      | 13G/A   | <a href="#">IART / Integra Lifesciences Holdings Corp</a>                          | 6,659,122   | 7,147,759   | 7.34  | 8.56  | 8.91  |
| 439 | 2/9/2023      | 13G/A   | <a href="#">RAMP / LiveRamp Holdings Inc</a>                                       | 6,995,837   | 7,459,103   | 6.62  | 11.22   | 10.65   |
| 440 | 2/9/2023      | 13G/A   | <a href="#">IPAR / Inter Parfums, Inc.</a>   | 1,983,427   | 2,104,924   | 6.13  | 6.6   | 5.6   |
| 441 | 2/9/2023      | 13G/A   | <a href="#">KE / Kimball Electronics Inc</a>                                       | 1,363,632   | 1,206,299   | -11.54  | 4.88  | -10.13  |
| 442 | 2/9/2023      | 13G/A   | <a href="#">IBOC / International Bancshares Corp.</a>                              | 6,325,329   | 6,320,442   | -0.08   | 10.18   | 1.7   |
| 443 | 2/9/2023      | 13G/A   | <a href="#">KFY / Korn Ferry</a>   | 5,835,925   | 6,921,643   | 18.6  | 13.13   | 22.37   |
| 444 | 2/9/2023      | 13G/A   | <a href="#">MHO / MI Homes Inc.</a>  | 1,937,531   | 1,910,471   | -1.4  | 6.97  | 4.65  |
| 445 | 2/9/2023      | 13G/A   | <a href="#">KRON / Kronos Bio Inc</a>  | 3,392,316   | 1,504,922   | -55.64  | 2.64  | -56.15  |
| 446 | 2/9/2023      | 13G/A   | <a href="#">MTW / Manitowoc Co., Inc.</a>  | 1,758,906   | 1,947,784   | 10.74   | 5.54  | 10.36   |
| 447 | 2/9/2023      | 13G/A   | <a href="#">MMI / Marcus &amp; Millichap Inc</a>                                   | 4,062,755   | 4,052,839   | -0.24   | 10.3  | -1.44   |
| 448 | 2/9/2023      | 13G/A   | <a href="#">LSTR / Landstar System, Inc.</a>                                       | 3,837,905   | 3,482,817   | -9.25   | 9.69  | -3.77   |
| 449 | 2/9/2023      | 13G/A   | <a href="#">MKL / Markel Group Inc</a>   | 1,218,337   | 1,208,726   | -0.79   | 8.99  | 0.9   |
| 450 | 2/9/2023      | 13G/A   | <a href="#">DOOR / Masonite International Corp</a>                                 | 2,368,582   | 2,279,521   | -3.76   | 10.23   | 0.39  |
| 451 | 2/9/2023      | 13G/A   | <a href="#">LDOS / Leidos Holdings Inc</a>   | 14,851,389  | 15,287,216  | 2.93  | 11.18   | 5.67  |
| 452 | 2/9/2023      | 13G/A   | <a href="#">JACK / Jack In The Box, Inc.</a>                                       | 2,210,603   | 2,351,209   | 6.36  | 11.31   | 7.61  |
| 453 | 2/9/2023      | 13G/A   | <a href="#">MCFT / MasterCraft Boat Holdings Inc</a>                               | 1,259,179   | 1,241,965   | -1.37   | 6.98  | 4.96  |
| 454 | 2/9/2023      | 13G/A   | <a href="#">MDC / M.D.C. Holdings, Inc.</a>  | 6,320,031   | 6,761,969   | 6.99  | 9.49  | 6.15  |
| 455 | 2/9/2023      | 13G/A   | <a href="#">MED / Medifast Inc</a>   | 1,499,306   | 1,676,883   | 11.84   | 15.35   | 18.9  |
| 456 | 2/9/2023      | 13G/A   | <a href="#">KAR / Openlane Inc.</a>  | 12,636,169  | 12,209,230  | -3.38   | 11.21   | 7.48  |
| 457 | 2/9/2023      | 13G/A   | <a href="#">KBR / KBR Inc</a>  | 13,210,596  | 13,213,907  | 0.03  | 9.63  | 2.23  |
| 458 | 2/9/2023      | 13G/A   | <a href="#">MRCY / Mercury Systems Inc</a>   | 5,166,909   | 5,117,078   | -0.96   | 8.83  | -3.18   |
| 459 | 2/9/2023      | 13G/A   | <a href="#">KW / Kennedy-Wilson Holdings Inc</a>                                   | 18,180,575  | 18,251,108  | 0.39  | 13.25   | 1.53  |
| 460 | 2/9/2023      | 13G/A   | <a href="#">LTHM / Livent Corp</a>   | 17,518,192  | 20,001,456  | 14.18   | 11.15   | 2.86  |
| 461 | 2/9/2023      | 13G/A   | <a href="#">MSTR / Microstrategy Inc. - Class A</a>                                | 651,113   | 926,342   | 42.27   | 9.9   | 36.36   |
| 462 | 2/9/2023      | 13G/A   | <a href="#">KNSA / Kiniksa Pharmaceuticals Ltd -</a>                               | 2,890,708   | 3,226,891   | 11.63   | 9.34  | 9.5   |
| 463 | 2/9/2023      | 13G/A   | <a href="#">KIRK / Kirkland's Inc</a>  | 793,257   | 665,935   | -16.05  | 5.22  | -15.12  |
| 464 | 2/9/2023      | 13G/A   | <a href="#">LKQ / LKQ Corp</a>   | 29,043,132  | 28,547,089  | -1.71   | 10.68   | 0.95  |
| 465 | 2/9/2023      | 13G/A   | <a href="#">LMT / Lockheed Martin Corp.</a>  | 20,852,508  | 22,748,440  | 9.09  | 8.68  | 14.81   |
| 466 | 2/9/2023      | 13G/A   | <a href="#">MLHR / Herman Miller Inc.</a>  | 8,114,055   | 8,244,398   | 1.61  | 10.91   | 1.58  |
| 467 | 2/9/2023      | 13G/A   | <a href="#">KN / Knowles Corp</a>  | 10,134,084  | 10,831,902  | 6.89  | 11.91   | 8.57  |
| 468 | 2/9/2023      | 13G/A   | <a href="#">KTB / Kontoor Brands Inc</a>   | 5,713,342   | 6,347,684   | 11.1  | 11.44   | 12.49   |
| 469 | 2/9/2023      | 13G/A   | <a href="#">MODN / Model N Inc</a>   | 1,849,064   | 2,073,841   | 12.16   | 5.55  | 8.19  |








Raw (\*.xlsx) attached.

|     | A             | B   | C  | D   | E   | F   | G   | H   |
|-----|---------------|---|--|---|---|---|---|---|
|     | SEC File Date | Form  | Security   | Prev Shares   | Current Shares  | ΔShares %   | % Ownership   | % ΔOwnership  |
| 1   |               |  |  |  |  |  |  |  |
| 470 | 2/9/2023      | <a href="#">13G/A</a>   | <a href="#">KTOS / Kratos Defense &amp; Security</a>                               | 11,248,811  | 11,760,539  | 4.55  | 9.34  | 2.98  |
| 471 | 2/9/2023      | <a href="#">13G/A</a>   | <a href="#">MODV / ModivCare Inc</a>   | 909,894   | 913,180   | 0.36  | 6.46  | -0.62   |
| 472 | 2/9/2023      | <a href="#">13G/A</a>   | <a href="#">MOH / Molina Healthcare Inc</a>  | 6,449,375   | 6,613,211   | 2.54  | 11.32   | 3   |
| 473 | 2/9/2023      | <a href="#">13G/A</a>   | <a href="#">LUNA / Luna Innovations Inc</a>  | 1,759,127   | 1,448,386   | -17.66  | 4.39  | -20.18  |
| 474 | 2/9/2023      | <a href="#">13G/A</a>   | <a href="#">MDLZ / Mondelez International Inc. -</a>                               | 113,509,194   | 122,569,785   | 7.98  | 8.98  | 10.32   |
| 475 | 2/9/2023      | <a href="#">13G/A</a>   | <a href="#">LNTN / Lantheus Holdings Inc</a>                                       | 7,438,724   | 7,247,124   | -2.58   | 10.53   | -2.86   |
| 476 | 2/9/2023      | <a href="#">13G/A</a>   | <a href="#">MUR / Murphy Oil Corp.</a>   | 15,694,643  | 16,158,569  | 2.96  | 10.39   | 2.87  |
| 477 | 2/9/2023      | <a href="#">13G/A</a>   | <a href="#">MCS / Marcus Corp.</a>   | 1,531,561   | 1,744,704   | 13.92   | 7.15  | 13.31   |
| 478 | 2/9/2023      | <a href="#">13G/A</a>   | <a href="#">LHCG / LHC Group Inc</a>   | 2,981,007   | 2,919,047   | -2.08   | 9.41  | 0   |
| 479 | 2/9/2023      | <a href="#">13G/A</a>   | <a href="#">POWI / Power Integrations Inc.</a>                                     | 5,799,278   | 5,752,108   | -0.81   | 10.06   | -0.79   |
| 480 | 2/9/2023      | <a href="#">13G/A</a>   | <a href="#">SGEN / Seagen Inc</a>  | 12,140,039  | 12,945,078  | 6.63  | 6.97  | 4.97  |
| 481 | 2/9/2023      | <a href="#">13G/A</a>   | <a href="#">RNR / RenaissanceRe Holdings Ltd</a>                                   | 4,611,480   | 4,597,369   | -0.31   | 10.52   | 4.99  |
| 482 | 2/9/2023      | <a href="#">13G/A</a>   | <a href="#">RVNC / Revance Therapeutics Inc</a>                                    | 3,602,297   | 4,496,316   | 24.82   | 5.47  | 8.96  |
| 483 | 2/9/2023      | <a href="#">13G/A</a>   | <a href="#">SESN / Sesen Bio Inc.</a>  | 12,366,756  | 10,854,300  | -12.23  | 5.35  | -13.71  |
| 484 | 2/9/2023      | <a href="#">13G/A</a>   | <a href="#">SCVL / Shoe Carnival, Inc.</a>   | 1,429,629   | 1,244,841   | -12.93  | 4.58  | -9.84   |
| 485 | 2/9/2023      | <a href="#">13G/A</a>   | <a href="#">ROOT / Root Inc - Class A</a>  |   | 403,616   |   | 4.44  |   |
| 486 | 2/9/2023      | <a href="#">13G/A</a>   | <a href="#">PRAX / Praxis Precision Medicines Inc</a>                              | 3,292,443   | 1,786,296   | -45.75  | 3.79  | -48.37  |
| 487 | 2/9/2023      | <a href="#">13G/A</a>   | <a href="#">RHP / Ryman Hospitality Properties Inc</a>                             | 7,801,648   | 7,653,512   | -1.9  | 13.87   | -2.12   |
| 488 | 2/9/2023      | <a href="#">13G/A</a>   | <a href="#">SWKS / Skyworks Solutions, Inc.</a>                                    | 17,932,949  | 18,248,544  | 1.76  | 11.39   | 5.07  |
| 489 | 2/9/2023      | <a href="#">13G/A</a>   | <a href="#">QS / QuantumScape Corp - Class A</a>                                   | 17,319,993  | 21,594,549  | 24.68   | 6.06  | 13.91   |
| 490 | 2/9/2023      | <a href="#">13G/A</a>   | <a href="#">QUOT / Quotient Technology Inc</a>                                     | 8,060,947   | 4,777,660   | -40.73  | 4.94  | -42.15  |
| 491 | 2/9/2023      | <a href="#">13G/A</a>   | <a href="#">PLTR / Palantir Technologies Inc - Class A</a>                         | 127,439,994   | 161,635,065   | 26.83   | 8.17  | 22.31   |
| 492 | 2/9/2023      | <a href="#">13G/A</a>   | <a href="#">BFS / Saul Centers, Inc.</a>   | 2,108,988   | 2,202,078   | 4.41  | 9.22  | 3.6   |
| 493 | 2/9/2023      | <a href="#">13G/A</a>   | <a href="#">SRNE / Sorrento Therapeutics Inc</a>                                   | 15,692,730  | 29,535,954  | 88.21   | 6.26  | 22.27   |
| 494 | 2/9/2023      | <a href="#">13G/A</a>   | <a href="#">SEM / Select Medical Holdings</a>                                      | 12,787,403  | 11,923,590  | -6.76   | 9.39  | -1.47   |
| 495 | 2/9/2023      | <a href="#">13G/A</a>   | <a href="#">SPSC / SPS Commerce Inc.</a>   | 3,932,716   | 4,075,393   | 3.63  | 11.31   | 3.38  |
| 496 | 2/9/2023      | <a href="#">13G/A</a>   | <a href="#">RS / Reliance Steel &amp; Aluminum Co.</a>                             | 7,456,057   | 7,338,694   | -1.57   | 12.5  | 5.04  |
| 497 | 2/9/2023      | <a href="#">13G/A</a>   | <a href="#">FLDM / Standard BioTools Inc</a>                                       | 3,867,671   | 3,955,968   | 2.28  | 4.99  | -1.38   |
| 498 | 2/9/2023      | <a href="#">13G/A</a>   | <a href="#">NOW / ServiceNow Inc</a>   | 15,989,501  | 17,096,661  | 6.92  | 8.46  | 5.35  |
| 499 | 2/9/2023      | <a href="#">13G/A</a>   | <a href="#">REZI / Resideo Technologies Inc</a>                                    | 15,351,111  | 16,496,229  | 7.46  | 11.31   | 6.4   |
| 500 | 2/9/2023      | <a href="#">13G/A</a>   | <a href="#">ROIC / Retail Opportunity Investments</a>                              | 18,941,253  | 20,171,809  | 6.5   | 16.2  | 3.85  |
| 501 | 2/9/2023      | <a href="#">13G/A</a>   | <a href="#">RVMD / Revolution Medicines Inc</a>                                    | 6,299,609   | 7,561,910   | 20.04   | 8.52  | -0.35   |
| 502 | 2/9/2023      | <a href="#">13G/A</a>   | <a href="#">PFG / Principal Financial Group Inc -</a>                              | 28,877,510  | 28,280,358  | -2.07   | 11.56   | 6.15  |
| 503 | 2/9/2023      | <a href="#">13G/A</a>   | <a href="#">REXR / Rexford Industrial Realty Inc</a>                               | 21,111,202  | 25,836,143  | 22.38   | 13.23   | -5.09   |
| 504 | 2/9/2023      | <a href="#">13G/A</a>   | <a href="#">SYBT / Stock Yards Bancorp Inc</a>                                     | 1,506,164   | 1,817,768   | 20.69   | 6.21  | 9.52  |
| 505 | 2/9/2023      | <a href="#">13G/A</a>   | <a href="#">SITC / SITE Centers Corp</a>   | 29,039,292  | 31,523,812  | 8.56  | 14.83   | 7.85  |
| 506 | 2/9/2023      | <a href="#">13G/A</a>   | <a href="#">PHAT / Phathom Pharmaceuticals Inc</a>                                 | 1,927,844   | 1,076,605   | -44.15  | 2.59  | -57.82  |
| 507 | 2/9/2023      | <a href="#">13G/A</a>   | <a href="#">RH / RH - Class A</a>  | 1,559,376   | 1,702,955   | 9.21  | 7.11  | -2.07   |
| 508 | 2/9/2023      | <a href="#">13G/A</a>   | <a href="#">RL / Ralph Lauren Corp - Class A</a>                                   | 4,890,367   | 4,509,836   | -7.78   | 10.98   | 9.47  |
| 509 | 2/9/2023      | <a href="#">13G/A</a>   | <a href="#">CASH / Pathward Financial Inc</a>                                      | 2,009,370   | 2,032,037   | 1.13  | 7.14  | 8.51  |
| 510 | 2/9/2023      | <a href="#">13G/A</a>   | <a href="#">PSA / Public Storage.</a>  | 20,084,013  | 20,619,751  | 2.67  | 11.74   | 2.53  |
| 511 | 2/9/2023      | <a href="#">13G/A</a>   | <a href="#">QCOM / Qualcomm, Inc.</a>  | 104,021,825   | 109,998,670   | 5.75  | 9.81  | 5.6   |
| 512 | 2/9/2023      | <a href="#">13G/A</a>   | <a href="#">OPK / Opko Health Inc</a>  | 35,725,424  | 41,120,494  | 15.1  | 5.32  | 1.53  |
| 513 | 2/9/2023      | <a href="#">13G/A</a>   | <a href="#">DOC / Physicians Realty Trust</a>                                      | 32,282,872  | 34,077,692  | 5.56  | 14.93   | 1.91  |
| 514 | 2/9/2023      | <a href="#">13G/A</a>   | <a href="#">ROST / Ross Stores, Inc.</a>   | 27,372,349  | 28,038,128  | 2.43  | 8.14  | 5.03  |
| 515 | 2/9/2023      | <a href="#">13G/A</a>   | <a href="#">QNST / QuinStreet Inc</a>  | 3,410,844   | 3,533,433   | 3.59  | 6.59  | 4.77  |
| 516 | 2/9/2023      | <a href="#">13G/A</a>   | <a href="#">PINS / Pinterest Inc - Class A</a>                                     | 49,170,184  | 54,130,726  | 10.09   | 9.21  | 5.38  |
| 517 | 2/9/2023      | <a href="#">13G/A</a>   | <a href="#">RPRX / Royalty Pharma plc - Class A</a>                                | 29,636,565  | 35,627,791  | 20.22   | 8.08  | 17.1  |
| 518 | 2/9/2023      | <a href="#">13G/A</a>   | <a href="#">RUSHA / Rush Enterprises Inc - Class A</a>                             | 5,104,475   | 4,719,697   | -7.54   | 11.15   | -5.91   |
| 519 | 2/9/2023      | <a href="#">13G/A</a>   | <a href="#">RRGB / Red Robin Gourmet Burgers Inc</a>                               | 1,130,814   | 874,086   | -22.7   | 5.49  | -23.75  |
| 520 | 2/9/2023      | <a href="#">13G/A</a>   | <a href="#">PLXS / Plexus Corp.</a>  | 3,122,105   | 3,229,318   | 3.43  | 11.68   | 4.75  |
| 521 | 2/9/2023      | <a href="#">13G/A</a>   | <a href="#">RMBS / Rambus Inc.</a>   | 11,861,940  | 12,480,580  | 5.22  | 11.61   | 7   |






Raw (\*.xlsx) attached.

|     | A             | B   | C  | D   | E   | F   | G           | H            |
|-----|---------------|---|--|---|---|---|-------------|--------------|
|     | SEC File Date | Form  | Security   | Prev Shares   | Current Shares  | ΔShares %   | % Ownership | % ΔOwnership |
| 1   |               |  |  |  |  |  |             |              |
| 522 | 2/9/2023      | 13G/A   | <a href="#">OTIS / Otis Worldwide Corp</a>   | 38,297,402  | 39,713,309  | 3.7   | 9.53        | 5.65         |
| 523 | 2/9/2023      | 13G/A   | <a href="#">RDN / Radian Group, Inc.</a>   | 18,357,109  | 20,846,774  | 13.56   | 13.28       | 26.96        |
| 524 | 2/9/2023      | 13G/A   | <a href="#">REGN / Regeneron Pharmaceuticals, Inc.</a>                             | 8,158,515   | 8,722,448   | 6.91  | 8.15        | 5.57         |
| 525 | 2/9/2023      | 13G/A   | <a href="#">RWT / Redwood Trust Inc.</a>   | 12,095,033  | 12,701,741  | 5.02  | 11.21       | 6.26         |
| 526 | 2/9/2023      | 13G/A   | <a href="#">SAFT / Safety Insurance Group, Inc.</a>                                | 1,614,674   | 1,645,560   | 1.91  | 11.17       | 3.62         |
| 527 | 2/9/2023      | 13G/A   | <a href="#">OM / Outset Medical Inc</a>  | 4,133,914   | 4,579,656   | 10.78   | 9.48        | 7.97         |
| 528 | 2/9/2023      | 13G/A   | <a href="#">CRM / Salesforce Inc</a>   | 76,162,895  | 81,871,309  | 7.5   | 8.19        | 5.95         |
| 529 | 2/9/2023      | 13G/A   | <a href="#">PLUG / Plug Power Inc</a>  | 49,661,545  | 51,870,529  | 4.45  | 8.9         | 3.25         |
| 530 | 2/9/2023      | 13G/A   | <a href="#">PJT / PJT Partners Inc - Class A</a>                                   | 1,638,592   | 2,117,649   | 29.24   | 8.67        | 28.44        |
| 531 | 2/9/2023      | 13G/A   | <a href="#">RRR / Red Rock Resorts Inc - Class A</a>                               | 5,362,987   | 4,868,474   | -9.22   | 8.39        | 7.43         |
| 532 | 2/9/2023      | 13G/A   | <a href="#">PPG / PPG Industries, Inc.</a>   | 19,927,841  | 20,701,127  | 3.88  | 8.81        | 5.01         |
| 533 | 2/9/2023      | 13G/A   | <a href="#">SHOO / Steven Madden Ltd.</a>  | 8,414,282   | 8,424,567   | 0.12  | 10.82       | 4.64         |
| 534 | 2/9/2023      | 13G/A   | <a href="#">STRA / Strategic Education Inc</a>                                     | 2,538,802   | 2,597,469   | 2.31  | 10.62       | 4.73         |
| 535 | 2/9/2023      | 13G/A   | <a href="#">TNET / TriNet Group Inc</a>  | 3,756,947   | 3,700,831   | -1.49   | 5.95        | 4.2          |
| 536 | 2/9/2023      | 13G/A   | <a href="#">SRI / Stoneridge Inc.</a>  | 1,401,379   | 1,363,481   | -2.7  | 4.99        | -3.29        |
| 537 | 2/9/2023      | 13G/A   | <a href="#">HEAR / Turtle Beach Corp</a>   | 807,305   | 846,786   | 4.89  | 5.11        | 1.59         |
| 538 | 2/9/2023      | 13G/A   | <a href="#">PATH / UiPath Inc - Class A</a>  | 22,242,815  | 28,925,944  | 30.05   | 6.15        | 22.51        |
| 539 | 2/9/2023      | 13G/A   | <a href="#">SRDX / Surmodics, Inc.</a>   | 907,040   | 984,911   | 8.59  | 6.97        | 7.4          |
| 540 | 2/9/2023      | 13G/A   | <a href="#">SYNA / Synaptics Inc</a>   | 3,988,581   | 4,305,266   | 7.94  | 10.8        | 7.36         |
| 541 | 2/9/2023      | 13G/A   | <a href="#">VZ / Verizon Communications Inc</a>                                    | 321,650,268   | 354,645,505   | 10.26   | 8.44        | 10.18        |
| 542 | 2/9/2023      | 13G/A   | <a href="#">UMPQ / Umpqua Holdings Corp</a>  | 21,696,494  | 21,864,775  | 0.78  | 10.07       | 0.7          |
| 543 | 2/9/2023      | 13G/A   | <a href="#">VTRS / Viatis Inc</a>  | 131,074,042   | 149,318,666   | 13.92   | 12.31       | 13.56        |
| 544 | 2/9/2023      | 13G/A   | <a href="#">SKT / Tanger Factory Outlet Centers, Inc.</a>                          | 16,839,838  | 16,785,960  | -0.32   | 16.09       | -0.62        |
| 545 | 2/9/2023      | 13G/A   | <a href="#">UVV / Universal Corp.</a>  | 2,802,626   | 2,977,688   | 6.25  | 12.13       | 6.5          |
| 546 | 2/9/2023      | 13G/A   | <a href="#">UHT / Universal Health Realty Income</a>                               | 2,203,821   | 2,181,273   | -1.02   | 15.8        | -1.19        |
| 547 | 2/9/2023      | 13G/A   | <a href="#">LRN / Stride Inc</a>   | 4,285,669   | 4,743,708   | 10.69   | 11.02       | 9.98         |
| 548 | 2/9/2023      | 13G/A   | <a href="#">VNT / Vontier Corporation</a>  | 15,802,216  | 15,973,262  | 1.08  | 10.11       | 1.1          |
| 549 | 2/9/2023      | 13G/A   | <a href="#">RMR / RMR Group Inc (The) - Class A</a>                                | 2,321,849   | 2,297,477   | -1.05   | 14.72       | -1.8         |
| 550 | 2/9/2023      | 13G/A   | <a href="#">WRB / W.R. Berkley Corp.</a>   | 15,666,766  | 25,400,556  | 62.13   | 9.57        | 7.89         |
| 551 | 2/9/2023      | 13G/A   | <a href="#">TRNO / Terreno Realty Corp</a>   | 10,612,925  | 10,579,765  | -0.31   | 13.91       | -1.28        |
| 552 | 2/9/2023      | 13G/A   | <a href="#">SLG / SL Green Realty Corp.</a>  |   | 9,442,145   |   | 14.68       |              |
| 553 | 2/9/2023      | 13G/A   | <a href="#">WASH / Washington Trust Bancorp, Inc.</a>                              | 920,980   | 936,915   | 1.73  | 5.45        | 2.64         |
| 554 | 2/9/2023      | 13G/A   | <a href="#">ROP / Roper Technologies Inc</a>                                       | 8,682,556   | 9,520,222   | 9.65  | 8.98        | 9.11         |
| 555 | 2/9/2023      | 13G/A   | <a href="#">TXT / Textron Inc.</a>   | 23,325,594  | 23,907,485  | 2.49  | 11.45       | 8.22         |
| 556 | 2/9/2023      | 13G/A   | <a href="#">WMK / Weis Markets, Inc.</a>   | 1,709,858   | 1,783,439   | 4.3   | 6.63        | 4.25         |
| 557 | 2/9/2023      | 13G/A   | <a href="#">TJX / TJX Companies, Inc.</a>  | 89,858,041  | 91,293,991  | 1.6   | 7.9         | 4.91         |
| 558 | 2/9/2023      | 13G/A   | <a href="#">TMST / TimkenSteel Corp</a>  | 3,781,263   | 3,453,563   | -8.67   | 7.77        | -5.01        |
| 559 | 2/9/2023      | 13G/A   | <a href="#">TRTX / TPG RE Finance Trust Inc</a>                                    | 5,658,469   | 5,941,156   | 5   | 7.68        | 4.63         |
| 560 | 2/9/2023      | 13G/A   | <a href="#">VBTX / Veritex Holdings Inc</a>  | 3,186,680   | 3,686,450   | 15.68   | 6.83        | 5.73         |
| 561 | 2/9/2023      | 13G/A   | <a href="#">THS / Treehouse Foods Inc</a>  | 6,551,834   | 6,385,115   | -2.54   | 11.39       | -3.06        |
| 562 | 2/9/2023      | 13G/A   | <a href="#">VGR / Vector Group Ltd</a>   | 16,466,494  | 17,047,005  | 3.53  | 11.01       | 2.9          |
| 563 | 2/9/2023      | 13G/A   | <a href="#">WMB / Williams Cos Inc</a>   | 122,619,577   | 127,907,931   | 4.31  | 10.5        | 4.06         |
| 564 | 2/9/2023      | 13G/A   | <a href="#">DSP / Viant Technology Inc - Class A</a>                               | 1,180,275   | 570,814   | -51.64  | 3.95        | -54.86       |
| 565 | 2/9/2023      | 13G/A   | <a href="#">RGLD / Royal Gold, Inc.</a>  | 6,595,268   | 6,626,902   | 0.48  | 10.1        | 0.5          |
| 566 | 2/9/2023      | 13G/A   | <a href="#">VIAV / Viavi Solutions Inc</a>   | 26,118,112  | 26,707,113  | 2.26  | 11.8        | 7.37         |
| 567 | 2/9/2023      | 13G/A   | <a href="#">SPCE / Virgin Galactic Holdings Inc - Class</a>                        | 16,961,503  | 19,982,247  | 17.81   | 7.28        | 10.81        |
| 568 | 2/9/2023      | 13G/A   | <a href="#">SIVB / SVB Financial Group</a>   | 6,254,172   | 6,657,712   | 6.45  | 11.26       | 5.63         |
| 569 | 2/9/2023      | 13G/A   | <a href="#">WK / Workiva Inc - Class A</a>   | 4,166,851   | 4,583,549   | 10  | 9.42        | 2.06         |
| 570 | 2/9/2023      | 13G/A   | <a href="#">TBI / TrueBlue Inc</a>   | 4,462,678   | 4,299,287   | -3.66   | 13.14       | 4.45         |
| 571 | 2/9/2023      | 13G/A   | <a href="#">TWO / Two Harbors Investment Corp</a>                                  |   | 9,823,329   |   | 11.37       |              |
| 572 | 2/9/2023      | 13G/A   | <a href="#">VNO / Vornado Realty Trust</a>   | 27,643,775  | 27,631,207  | -0.05   | 14.4        | -0.14        |
| 573 | 2/9/2023      | 13G/A   | <a href="#">GWW / W.W. Grainger Inc.</a>   | 5,174,631   | 5,513,895   | 6.56  | 10.91       | 8.67         |








Raw (\*.xlsx) attached.

|     | A             | B   | C  | D   | E   | F   | G   | H   |
|-----|---------------|---|--|---|---|---|---|---|
|     | SEC File Date | Form  | Security   | Prev Shares   | Current Shares  | ΔShares %   | % Ownership   | % ΔOwnership  |
| 1   |               |  |  |  |  |  |  |  |
| 574 | 2/9/2023      | <a href="#">13G/A</a>   | <a href="#">UDR / UDR Inc</a>  | 48,274,114  | 52,667,742  | 9.1   | 16.18   | 3.65  |
| 575 | 2/9/2023      | <a href="#">13G/A</a>   | <a href="#">RUTH / Ruths Hospitality Group Inc</a>                                 | 2,701,823   | 2,537,833   | -6.07   | 7.64  | -2.92   |
| 576 | 2/9/2023      | <a href="#">13G/A</a>   | <a href="#">SBSI / Southside Bancshares Inc</a>                                    | 2,374,273   | 2,283,882   | -3.81   | 7.11  | -3.4  |
| 577 | 2/9/2023      | <a href="#">13G/A</a>   | <a href="#">SPLK / Splunk Inc</a>  | 14,710,340  | 16,014,851  | 8.87  | 9.78  | 5.62  |
| 578 | 2/9/2023      | <a href="#">13G/A</a>   | <a href="#">SANM / Sanmina Corp</a>  | 6,937,717   | 6,576,813   | -5.2  | 11.45   | 6.22  |
| 579 | 2/9/2023      | <a href="#">13G/A</a>   | <a href="#">SFM / Sprouts Farmers Market Inc</a>                                   | 11,052,491  | 11,013,731  | -0.35   | 10.4  | 3.17  |
| 580 | 2/9/2023      | <a href="#">13G/A</a>   | <a href="#">SPR / Spirit Aerosystems Holdings Inc -</a>                            | 9,315,232   | 10,303,930  | 10.61   | 9.79  | 10.37   |
| 581 | 2/9/2023      | <a href="#">13G/A</a>   | <a href="#">SBAC / SBA Communications Corp - Class</a>                             | 17,363,296  | 17,498,803  | 0.78  | 16.21   | 1.57  |
| 582 | 2/9/2023      | <a href="#">13G/A</a>   | <a href="#">SBUX / Starbucks Corp.</a>   | 98,681,046  | 105,626,376   | 7.04  | 9.2   | 9.39  |
| 583 | 2/9/2023      | <a href="#">13G/A</a>   | <a href="#">SCL / Stepan Co.</a>   | 2,464,865   | 2,557,418   | 3.75  | 11.51   | 4.64  |
| 584 | 2/9/2023      | <a href="#">13G/A</a>   | <a href="#">STRL / Sterling Infrastructure Inc</a>                                 | 1,449,255   | 1,640,466   | 13.19   | 5.41  | 7.55  |
| 585 | 2/9/2023      | <a href="#">13G/A</a>   | <a href="#">TTWO / Take-Two Interactive Software,</a>                              | 12,340,892  | 18,220,196  | 47.64   | 10.86   | 1.5   |
| 586 | 2/9/2023      | <a href="#">13G/A</a>   | <a href="#">SXT / Sensient Technologies Corp.</a>                                  | 4,551,824   | 4,893,250   | 7.5   | 11.64   | 7.48  |
| 587 | 2/9/2023      | <a href="#">13G/A</a>   | <a href="#">TOL / Toll Brothers Inc.</a>   | 11,761,516  | 11,689,517  | -0.61   | 10.56   | 3.23  |
| 588 | 2/9/2023      | <a href="#">13G/A</a>   | <a href="#">STOR / Store Capital Corp</a>  | 35,699,044  | 37,659,141  | 5.49  | 13.32   | 1.76  |
| 589 | 2/9/2023      | <a href="#">13G/A</a>   | <a href="#">SHEN / Shenandoah Telecommunications</a>                               | 5,031,311   | 5,488,846   | 9.09  | 10.96   | 8.84  |
| 590 | 2/9/2023      | <a href="#">13G/A</a>   | <a href="#">SDC / Smiledirectclub Inc - Class A</a>                                | 9,843,591   | 7,555,598   | -23.24  | 6.2   | -24.94  |
| 591 | 2/9/2023      | <a href="#">13G/A</a>   | <a href="#">RPT / RPT Realty</a>   | 13,359,507  | 14,055,513  | 5.21  | 16.49   | 4.04  |
| 592 | 2/9/2023      | <a href="#">13G/A</a>   | <a href="#">SILK / Silk Road Medical Inc</a>                                       | 3,031,366   | 3,562,110   | 17.51   | 9.34  | 7.48  |
| 593 | 2/9/2023      | <a href="#">13G/A</a>   | <a href="#">TRIP / TripAdvisor Inc.</a>  | 9,307,474   | 10,740,789  | 15.4  | 8.41  | 13.34   |
| 594 | 2/9/2023      | <a href="#">13G/A</a>   | <a href="#">SUPN / Supernus Pharmaceuticals Inc</a>                                | 5,513,149   | 5,789,960   | 5.02  | 10.71   | 3.28  |
| 595 | 2/9/2023      | <a href="#">13G/A</a>   | <a href="#">TGI / Triumph Group Inc.</a>   | 5,287,089   | 5,655,945   | 6.98  | 8.7   | 6.36  |
| 596 | 2/9/2023      | <a href="#">13G/A</a>   | <a href="#">SPG / Simon Property Group, Inc.</a>                                   | 47,545,983  | 48,316,915  | 1.62  | 14.78   | 2.14  |
| 597 | 2/9/2023      | <a href="#">13G/A</a>   | <a href="#">SITE / SiteOne Landscape Supply Inc</a>                                | 3,938,556   | 4,058,815   | 3.05  | 9   | 2.16  |
| 598 | 2/9/2023      | <a href="#">13G/A</a>   | <a href="#">TFC / Truist Financial Corporation</a>                                 | 116,494,076   | 122,319,147   | 5   | 9.22  | 5.61  |
| 599 | 2/9/2023      | <a href="#">13G/A</a>   | <a href="#">TLS / Telos Corp</a>   | 4,353,432   | 3,982,222   | -8.53   | 5.92  | -9.2  |
| 600 | 2/9/2023      | <a href="#">13G/A</a>   | <a href="#">TNC / Tennant Co.</a>  | 2,046,034   | 2,146,009   | 4.89  | 11.54   | 4.53  |
| 601 | 2/9/2023      | <a href="#">13G/A</a>   | <a href="#">UFPI / UFP Industries Inc</a>  | 7,080,062   | 7,501,106   | 5.95  | 12.17   | 6.38  |
| 602 | 2/9/2023      | <a href="#">13G/A</a>   | <a href="#">UMH / UMH Properties Inc</a>   | 4,925,771   | 5,277,901   | 7.15  | 9.47  | -5.77   |
| 603 | 2/9/2023      | <a href="#">13G/A</a>   | <a href="#">TBPH / Theravance Biopharma Inc</a>                                    | 6,299,823   | 5,558,839   | -11.76  | 8.25  | -3.51   |
| 604 | 2/9/2023      | <a href="#">13G/A</a>   | <a href="#">SOFI / SoFi Technologies Inc</a>                                       | 53,386,070  | 68,270,315  | 27.88   | 7.36  | 11.18   |
| 605 | 2/9/2023      | <a href="#">13G/A</a>   | <a href="#">SWTX / SpringWorks Therapeutics Inc</a>                                | 2,862,312   | 4,322,355   | 51.01   | 6.93  | 19.28   |
| 606 | 2/9/2023      | <a href="#">13G/A</a>   | <a href="#">SFNC / Simmons First National Corp. -</a>                              | 12,358,580  | 15,437,161  | 24.91   | 12.16   | 13.01   |
| 607 | 2/9/2023      | <a href="#">13G/A</a>   | <a href="#">SWX / Southwest Gas Holdings Inc</a>                                   | 5,956,240   | 6,928,868   | 16.33   | 10.36   | 2.78  |
| 608 | 2/9/2023      | <a href="#">13G/A</a>   | <a href="#">TPR / Tapestry Inc</a>   | 31,903,125  | 30,478,112  | -4.47   | 12.65   | 9.05  |
| 609 | 2/9/2023      | <a href="#">13G/A</a>   | <a href="#">TDG / Transdigm Group Incorporated</a>                                 | 5,590,718   | 5,672,346   | 1.46  | 10.43   | 3.47  |
| 610 | 2/9/2023      | <a href="#">13G/A</a>   | <a href="#">TASK / TaskUs Inc Class A</a>  | 2,462,748   | 2,677,538   | 8.72  | 9.72  | 7.52  |
| 611 | 2/9/2023      | <a href="#">13G/A</a>   | <a href="#">TTD / Trade Desk Inc - Class A</a>                                     | 39,647,976  | 40,691,898  | 2.63  | 9.14  | 0.55  |
| 612 | 2/9/2023      | <a href="#">13G/A</a>   | <a href="#">TNL / Travel+Leisure Co</a>  | 8,662,089   | 9,681,801   | 11.77   | 11.91   | 18.74   |
| 613 | 2/9/2023      | <a href="#">13G/A</a>   | <a href="#">TG / Tredegar Corp.</a>  | 1,773,587   | 1,673,070   | -5.67   | 4.92  | -6.46   |
| 614 | 2/9/2023      | <a href="#">13G/A</a>   | <a href="#">SCS / Steelcase, Inc. - Class A</a>                                    | 7,699,404   | 8,848,133   | 14.92   | 9.56  | 8.02  |
| 615 | 2/9/2023      | <a href="#">13G/A</a>   | <a href="#">TPH / Tri Pointe Homes Inc.</a>  | 11,900,227  | 13,458,758  | 13.1  | 13.34   | 24.56   |
| 616 | 2/9/2023      | <a href="#">13G/A</a>   | <a href="#">TRUP / Trupanion Inc</a>   | 3,832,072   | 3,999,232   | 4.36  | 9.78  | 3.06  |
| 617 | 2/9/2023      | <a href="#">13G/A</a>   | <a href="#">WD / Walker &amp; Dunlop Inc</a>                                       | 3,676,245   | 3,707,149   | 0.84  | 11.23   | -2.09   |
| 618 | 2/9/2023      | <a href="#">13G/A</a>   | <a href="#">VRM / Vroom Inc.</a>   | 9,785,681   | 6,255,103   | -36.08  | 4.53  | -36.64  |
| 619 | 2/9/2023      | <a href="#">13G/A</a>   | <a href="#">WNC / Wabash National Corp.</a>  | 6,348,619   | 6,511,314   | 2.56  | 13.58   | 5.85  |
| 620 | 2/9/2023      | <a href="#">13G/A</a>   | <a href="#">WYNN / Wynn Resorts Ltd.</a>   | 11,424,780  | 11,132,845  | -2.56   | 9.82  | -2.29   |
| 621 | 2/9/2023      | <a href="#">13G/A</a>   | <a href="#">WFC / Wells Fargo &amp; Co.</a>  | 325,460,566   | 331,546,750   | 1.87  | 8.7   | 6.62  |
| 622 | 2/9/2023      | <a href="#">13G/A</a>   | <a href="#">WERN / Werner Enterprises, Inc.</a>                                    | 5,552,278   | 5,723,281   | 3.08  | 9.06  | 9.16  |
| 623 | 2/9/2023      | <a href="#">13G/A</a>   | <a href="#">WSR / Whitestone REIT</a>  | 2,870,698   | 3,134,594   | 9.19  | 6.35  | 8.55  |
| 624 | 2/9/2023      | <a href="#">13G/A</a>   | <a href="#">VECO / Veeco Instruments Inc</a>                                       | 5,417,147   | 5,947,703   | 9.79  | 11.57   | 7.83  |
| 625 | 2/9/2023      | <a href="#">13G/A</a>   | <a href="#">XYL / Xylem Inc</a>  | 18,955,113  | 21,037,631  | 10.99   | 11.67   | 11.04   |








Raw (\*.xlsx) attached.

|     | A             | B   | C  | D           | E   | F   | G   | H            |
|-----|---------------|---|--|-------------|---|---|---|--------------|
| 1   | SEC File Date | Form  | Security   | Prev Shares | Current Shares  | ΔShares %   | % Ownership   | % ΔOwnership |
|     |               |  |  |             |  |  |  |              |
| 626 | 2/9/2023      | 13G/A   | <a href="#">WRLD / World Acceptance Corp.</a>                                      | 478,477     | 475,368   | -0.65   | 7.6   | 6.44         |
| 627 | 2/9/2023      | 13G/A   | <a href="#">WWD / Woodward Inc</a>   | 5,432,213   | 5,570,965   | 2.55  | 9.33  | 8.36         |
| 628 | 2/9/2023      | 13G/A   | <a href="#">XNCR / Xencor Inc</a>  | 6,324,776   | 6,652,233   | 5.18  | 11.1  | 2.68         |
| 629 | 2/9/2023      | 13G/A   | <a href="#">VICI / VICI Properties Inc</a>   | 88,507,481  | 144,131,966   | 62.85   | 14.45   | 2.7          |
| 630 | 2/9/2023      | 13G/A   | <a href="#">ZNTL / Zentalis Pharmaceuticals Inc</a>                                | 3,186,986   | 4,160,149   | 30.54   | 7.29  | 3.7          |
| 631 | 2/9/2023      | 13G/A   | <a href="#">VMC / Vulcan Materials Co</a>  | 14,351,364  | 14,519,204  | 1.17  | 10.92   | 1.02         |
| 632 | 2/9/2023      | 13G/A   | <a href="#">WAB / Westinghouse Air Brake</a>                                       | 18,897,196  | 19,697,995  | 4.24  | 10.83   | 7.02         |
| 633 | 2/9/2023      | 13G/A   | <a href="#">RXN / Rexnord Corp</a>   | 10,768,641  | 13,815,611  | 28.29   | 7.77  | -6.95        |
| 634 | 2/9/2023      | 13G/A   | <a href="#">WAFD / Washington Federal Inc.</a>                                     | 6,860,020   | 7,189,293   | 4.8   | 10.99   | 4.47         |
| 635 | 2/9/2023      | 13G/A   | <a href="#">WM / Waste Management, Inc.</a>  | 34,980,666  | 37,490,065  | 7.17  | 9.13  | 9.21         |
| 636 | 2/9/2023      | 13G/A   | <a href="#">WBS / Webster Financial Corp.</a>                                      | 9,240,448   | 17,831,254  | 92.97   | 10.25   | 0.49         |
| 637 | 2/9/2023      | 13G/A   | <a href="#">WU / Western Union Company</a>   | 41,754,123  | 47,330,106  | 13.35   | 12.26   | 18           |
| 638 | 2/9/2023      | 13G/A   | <a href="#">WABC / Westamerica Bancorporation</a>                                  | 3,109,991   | 3,397,651   | 9.25  | 12.63   | 9.07         |
| 639 | 2/9/2023      | 13G/A   | <a href="#">ZG / Zillow Group Inc - Class A</a>                                    | 21,837,651  | 6,897,371   | -68.42  | 11.85   | 1.63         |
| 640 | 2/9/2023      | 13G/A   | <a href="#">WHR / Whirlpool Corp.</a>  | 7,286,844   | 7,036,011   | -3.44   | 12.92   | 7.67         |
| 641 | 2/9/2023      | 13G/A   | <a href="#">WGO / Winnebago Industries, Inc.</a>                                   | 2,469,407   | 2,383,176   | -3.49   | 7.8   | 5.26         |
| 642 | 2/9/2023      | 13G/A   | <a href="#">ZI / ZoomInfo Technologies Inc.</a>                                    | 21,364,807  | 30,176,182  | 41.24   | 7.48  | 41.13        |
| 643 | 2/9/2023      | 13G/A   | <a href="#">OLED / Universal Display Corp.</a>                                     | 4,024,536   | 4,173,687   | 3.71  | 8.84  | 3.51         |
| 644 | 2/9/2023      | 13G/A   | <a href="#">ZUO / Zuora Inc - Class A</a>  | 12,462,496  | 12,692,226  | 1.84  | 10.11   | 0.4          |
| 645 | 2/9/2023      | 13G/A   | <a href="#">UHS / Universal Health Services, Inc. -</a>                            | 7,709,190   | 7,294,009   | -5.39   | 11.37   | 7.87         |
| 646 | 2/9/2023      | 13G/A   | <a href="#">XPO / XPO Inc</a>  | 9,032,676   | 10,751,543  | 19.03   | 9.34  | 18.98        |
| 647 | 2/9/2023      | 13G/A   | <a href="#">YUM / Yum Brands Inc.</a>  | 22,770,049  | 22,707,954  | -0.27   | 8.06  | 3.73         |
| 648 | 2/9/2023      | 13G/A   | <a href="#">ZUMZ / Zumiez Inc</a>  | 2,302,884   | 1,422,991   | -38.21  | 7.3   | -27.15       |
| 649 | 2/9/2023      | 13G/A   | <a href="#">RIGL / Rigel Pharmaceuticals</a>                                       | 9,028,114   | 12,083,796  | 33.85   | 6.99  | 32.39        |
| 650 | 2/9/2023      | 13G/A   | <a href="#">FIX / Comfort Systems USA, Inc.</a>                                    | 3,691,256   | 3,938,900   | 6.71  | 11.01   | 7.52         |
| 651 | 2/9/2023      | 13G/A   | <a href="#">PACW / Pacwest Bancorp</a>   | 13,386,501  | 13,591,315  | 1.53  | 11.54   | 1.05         |
| 652 | 2/9/2023      | 13G/A   | <a href="#">OSUR / Orasure Technologies Inc.</a>                                   | 4,899,750   | 5,129,077   | 4.68  | 7.06  | 3.82         |
| 653 | 2/9/2023      | 13G/A   | <a href="#">WTW / Willis Towers Watson Public</a>                                  | 13,355,138  | 12,241,335  | -8.34   | 11.31   | 5.5          |
| 654 | 2/9/2023      | 13G/A   | <a href="#">IRBT / Irobot Corp</a>   | 2,887,597   | 2,934,514   | 1.62  | 10.73   | 0.19         |
| 655 | 2/9/2023      | 13G/A   | <a href="#">HLF / Herbalife Ltd</a>  | 11,261,873  | 12,785,306  | 13.53   | 13.06   | 30.08        |
| 656 | 2/9/2023      | 13G/A   | <a href="#">CNO / CNO Financial Group Inc</a>                                      | 13,660,551  | 13,871,812  | 1.55  | 12.13   | 9.48         |
| 657 | 2/9/2023      | 13G/A   | <a href="#">HCKT / Hackett Group Inc (The)</a>                                     | 1,584,629   | 1,672,798   | 5.56  | 5.28  | -0.75        |
| 658 | 2/9/2023      | 13G/A   | <a href="#">WDC / Western Digital Corp.</a>  | 35,190,258  | 37,341,622  | 6.11  | 11.76   | 4.16         |
| 659 | 2/9/2023      | 13G/A   | <a href="#">DVN / DEVON ENERGY CORP NEW</a>  | 74,797,975  | 77,845,552  | 4.07  | 11.91   | 7.78         |
| 660 | 2/9/2023      | 13G/A   | <a href="#">BA / Boeing Co.</a>  | 43,079,520  | 46,029,863  | 6.85  | 7.72  | 5.32         |
| 661 | 2/9/2023      | 13G/A   | <a href="#">LAZ / Lazard Ltd. - Class A</a>  | 9,730,707   | 10,218,994  | 5.02  | 9.06  | 4.98         |
| 662 | 2/9/2023      | 13G/A   | <a href="#">GKOS / Glaukos Corporation</a>   | 5,116,595   | 5,349,225   | 4.55  | 11.21   | 2.75         |
| 663 | 2/9/2023      | 13G/A   | <a href="#">RCKT / Rocket Pharmaceuticals Inc</a>                                  | 3,301,138   | 4,186,542   | 26.82   | 5.32  | 3.91         |
| 664 | 2/9/2023      | 13G/A   | <a href="#">ESGR / Enstar Group Limited</a>  | 1,066,503   | 1,104,495   | 3.56  | 6.91  | 8.82         |
| 665 | 2/9/2023      | 13G/A   | <a href="#">SSNC / SS&amp;C Technologies Holdings Inc</a>                          | 19,762,357  | 21,017,381  | 6.35  | 8.34  | 7.34         |
| 666 | 2/9/2023      | 13G/A   | <a href="#">IRTC / iRhythm Technologies Inc</a>                                    | 2,680,700   | 2,876,849   | 7.32  | 9.55  | 4.83         |
| 667 | 2/9/2023      | 13G/A   | <a href="#">BMRC / Bank of Marin Bancorp</a>                                       | 905,133     | 871,792   | -3.68   | 5.44  | -3.72        |
| 668 | 2/9/2023      | 13G/A   | <a href="#">TVTX / Travers Therapeutics Inc</a>                                    | 3,880,873   | 3,515,446   | -9.42   | 5.48  | -13.56       |
| 669 | 2/9/2023      | 13G/A   | <a href="#">NBHC / National Bank Holdings Corp -</a>                               | 3,141,138   | 4,081,280   | 29.93   | 10.86   | 4.73         |
| 670 | 2/9/2023      | 13G/A   | <a href="#">IQV / IQVIA Holdings Inc</a>   | 20,970,407  | 21,447,600  | 2.28  | 11.55   | 5.19         |
| 671 | 2/9/2023      | 13G/A   | <a href="#">HHC / Howard Hughes Corporation</a>                                    | 5,912,884   | 5,173,150   | -12.51  | 10.37   | -3.36        |
| 672 | 2/9/2023      | 13G/A   | <a href="#">FBRT / Franklin BSP Realty Trust Inc.</a>                              | 9,027,648   | 9,175,716   | 1.64  | 11.12   | 3.15         |
| 673 | 2/9/2023      | 13G/A   | <a href="#">FWONA / Liberty Media Corp. (New</a>                                   | 2,513,802   | 2,628,864   | 4.58  | 10.97   | 8.19         |
| 674 | 2/9/2023      | 13G/A   | <a href="#">SFIX / Stitch Fix Inc - Class A</a>                                    | 7,481,297   | 6,314,399   | -15.6   | 7.39  | -17.71       |
| 675 | 2/9/2023      | 13G/A   | <a href="#">HASI / Hannon Armstrong Sustainable</a>                                | 7,747,121   | 8,354,663   | 7.84  | 9.39  | 2.62         |
| 676 | 2/9/2023      | 13G/A   | <a href="#">ATEN / A10 Networks Inc</a>  | 5,695,441   | 5,694,530   | -0.02   | 7.75  | 5.59         |
| 677 | 2/9/2023      | 13G/A   | <a href="#">KMI / Kinder Morgan Inc - Class P</a>                                  | 172,797,753 | 172,397,514   | -0.23   | 7.67  | 0.66         |








Raw (\*.xlsx) attached.

|     | A             | B   | C  | D   | E   | F   | G   | H   |
|-----|---------------|---|--|---|---|---|---|---|
|     | SEC File Date | Form  | Security   | Prev Shares   | Current Shares  | ΔShares %   | % Ownership   | % ΔOwnership  |
| 1   |               |  |  |  |  |  |  |  |
| 678 | 2/9/2023      | <a href="#">13G/A</a>   | <a href="#">ICE / Intercontinental Exchange Inc</a>                                | 43,498,491  | 45,388,511  | 4.35  | 8.13  | 5.31  |
| 679 | 2/9/2023      | <a href="#">13G/A</a>   | <a href="#">REAL / Therealreal Inc</a>   | 7,225,739   | 5,155,010   | -28.66  | 5.26  | -32.74  |
| 680 | 2/9/2023      | <a href="#">13G/A</a>   | <a href="#">FWONK / Liberty Media Corp. (New</a>                                   | 17,125,987  | 17,715,708  | 3.44  | 8.58  | 2.02  |
| 681 | 2/9/2023      | <a href="#">13G/A</a>   | <a href="#">QRVO / Qorvo Inc</a>   | 12,138,463  | 11,829,838  | -2.54   | 11.67   | 5.99  |
| 682 | 2/9/2023      | <a href="#">13G/A</a>   | <a href="#">GDDY / Godaddy Inc - Class A</a>                                       | 16,094,349  | 15,092,457  | -6.23   | 9.73  | 0.52  |
| 683 | 2/9/2023      | <a href="#">13G/A</a>   | <a href="#">SAIC / Science Applications International</a>                          | 5,188,584   | 5,270,588   | 1.58  | 9.65  | 5.93  |
| 684 | 2/9/2023      | <a href="#">13G/A</a>   | <a href="#">KREF / KKR Real Estate Finance Trust Inc</a>                           | 3,829,820   | 5,696,773   | 48.75   | 8.24  | 32.05   |
| 685 | 2/9/2023      | <a href="#">13G/A</a>   | <a href="#">BLD / TopBuild Corp</a>  | 2,985,701   | 2,948,344   | -1.25   | 9.22  | 1.65  |
| 686 | 2/9/2023      | <a href="#">13G/A</a>   | <a href="#">AQUA / Evoqua Water Technologies Corp</a>                              | 11,069,476  | 11,382,827  | 2.83  | 9.34  | 1.74  |
| 687 | 2/9/2023      | <a href="#">13G/A</a>   | <a href="#">SNOW / Snowflake Inc - Class A</a>                                     | 15,607,468  | 17,709,367  | 13.47   | 5.51  | 8.04  |
| 688 | 2/9/2023      | <a href="#">13G/A</a>   | <a href="#">UE / Urban Edge Properties</a>   | 16,875,873  | 18,629,495  | 10.39   | 15.86   | 10.06   |
| 689 | 2/9/2023      | <a href="#">13G/A</a>   | <a href="#">CALM / Cal-Maine Foods, Inc.</a>                                       | 4,406,969   | 5,426,369   | 23.13   | 12.3  | 23  |
| 690 | 2/9/2023      | <a href="#">13G/A</a>   | <a href="#">LOB / Live Oak Bancshares Inc</a>                                      | 2,347,157   | 2,449,962   | 4.38  | 5.57  | 2.2   |
| 691 | 2/9/2023      | <a href="#">13G/A</a>   | <a href="#">GRPN / Groupon Inc</a>   | 2,299,506   | 1,117,776   | -51.39  | 3.67  | -52.83  |
| 692 | 2/9/2023      | <a href="#">13G/A</a>   | <a href="#">SCWX / SecureWorks Corp - Class A</a>                                  | 997,585   | 1,090,096   | 9.27  | 7.44  | 5.98  |
| 693 | 2/9/2023      | <a href="#">13G/A</a>   | <a href="#">MTDR / Matador Resources Co</a>  | 11,855,358  | 11,454,049  | -3.39   | 9.69  | -4.06   |
| 694 | 2/9/2023      | <a href="#">13G/A</a>   | <a href="#">GTLB / Gitlab Inc - Class A</a>  | 877,616   | 6,539,334   | 645.12  | 7.17  | 2.87  |
| 695 | 2/9/2023      | <a href="#">13G/A</a>   | <a href="#">GOSS / Gossamer Bio Inc</a>  | 5,587,459   | 7,959,857   | 42.46   | 8.43  | 15.32   |
| 696 | 2/9/2023      | <a href="#">13G/A</a>   | <a href="#">FSR / Fisker Inc - Class A</a>   | 13,379,930  | 15,313,592  | 14.45   | 8.53  | 4.79  |
| 697 | 2/9/2023      | <a href="#">13G/A</a>   | <a href="#">STZ / Constellation Brands Inc - Class A</a>                           | 12,287,936  | 13,050,430  | 6.21  | 7.07  | -5.48   |
| 698 | 2/9/2023      | <a href="#">13G/A</a>   | <a href="#">WHD / Cactus Inc - Class A</a>   | 5,627,890   | 5,960,385   | 5.91  | 9.82  | 2.83  |
| 699 | 2/9/2023      | <a href="#">13G/A</a>   | <a href="#">CRS / Carpenter Technology Corp.</a>                                   | 5,390,125   | 5,761,256   | 6.89  | 11.89   | 6.26  |
| 700 | 2/9/2023      | <a href="#">13G/A</a>   | <a href="#">ASO / Academy Sports and Outdoors Inc</a>                              | 9,462,337   | 9,199,041   | -2.78   | 11.77   | 8.38  |
| 701 | 2/9/2023      | <a href="#">13G/A</a>   | <a href="#">CATO / Cato Corp. - Class A</a>  | 1,241,150   | 926,795   | -25.33  | 4.84  | -21.04  |
| 702 | 2/9/2023      | <a href="#">13G/A</a>   | <a href="#">CCSI / Consensus Cloud Solutions Inc</a>                               | 2,007,526   | 2,056,864   | 2.46  | 10.37   | 2.37  |
| 703 | 2/9/2023      | <a href="#">13G/A</a>   | <a href="#">COHU / Cohu, Inc.</a>  | 3,662,219   | 3,544,328   | -3.22   | 7.44  | -1.06   |
| 704 | 2/9/2023      | <a href="#">13G/A</a>   | <a href="#">CAG / Conagra Brands Inc</a>   | 53,951,894  | 56,959,935  | 5.58  | 11.89   | 5.69  |
| 705 | 2/9/2023      | <a href="#">13G/A</a>   | <a href="#">HVT / Haverty Furniture Cos., Inc.</a>                                 | 1,124,820   | 967,943   | -13.95  | 6.51  | -4.26   |
| 706 | 2/9/2023      | <a href="#">13G/A</a>   | <a href="#">TAP / Molson Coors Beverage Company -</a>                              | 20,094,866  | 21,825,412  | 8.61  | 10.9  | 8.78  |
| 707 | 2/9/2023      | <a href="#">13G/A</a>   | <a href="#">DG / Dollar General Corp.</a>  | 18,009,857  | 18,348,392  | 1.88  | 8.21  | 5.66  |
| 708 | 2/9/2023      | <a href="#">13G/A</a>   | <a href="#">DIOD / Diodes, Inc.</a>  | 4,962,444   | 5,357,466   | 7.96  | 11.78   | 6.9   |
| 709 | 2/9/2023      | <a href="#">13G/A</a>   | <a href="#">WEN / Wendy's Co - Class A</a>   | 17,523,076  | 18,405,437  | 5.04  | 8.64  | 8.82  |
| 710 | 2/9/2023      | <a href="#">13G/A</a>   | <a href="#">NKE / Nike, Inc. - Class B</a>   | 106,359,777   | 109,698,806   | 3.14  | 8.71  | 4.69  |
| 711 | 2/9/2023      | <a href="#">13G/A</a>   | <a href="#">FHB / First Hawaiian INC</a>   | 14,271,194  | 14,663,275  | 2.75  | 11.48   | 3.61  |
| 712 | 2/9/2023      | <a href="#">13G/A</a>   | <a href="#">RVTY / Revvity Inc.</a>  | 13,785,723  | 14,393,876  | 4.41  | 11.4  | 4.4   |
| 713 | 2/9/2023      | <a href="#">13G/A</a>   | <a href="#">BOOM / DMC Global Inc</a>  | 1,309,194   | 1,347,074   | 2.89  | 6.9   | 1.62  |
| 714 | 2/9/2023      | <a href="#">13G/A</a>   | <a href="#">KLAC / KLA Corp.</a>   | 13,509,990  | 13,243,687  | -1.97   | 9.35  | 4.94  |
| 715 | 2/9/2023      | <a href="#">13G/A</a>   | <a href="#">AN / Autonation Inc.</a>   | 4,696,598   | 4,147,548   | -11.69  | 8.37  | 16.74   |
| 716 | 2/9/2023      | <a href="#">13G/A</a>   | <a href="#">HP / Helmerich &amp; Payne, Inc.</a>                                   | 11,798,753  | 11,865,323  | 0.56  | 11.26   | 3.11  |
| 717 | 2/9/2023      | <a href="#">13G/A</a>   | <a href="#">HUM / Humana Inc.</a>  | 10,008,322  | 11,357,974  | 13.49   | 8.97  | 15.15   |
| 718 | 2/9/2023      | <a href="#">13G/A</a>   | <a href="#">ITW / Illinois Tool Works, Inc.</a>                                    | 25,701,561  | 25,720,512  | 0.07  | 8.37  | 2.2   |
| 719 | 2/9/2023      | <a href="#">13G/A</a>   | <a href="#">GIS / General Mills, Inc.</a>  | 50,732,057  | 52,009,379  | 2.52  | 8.82  | 4.88  |
| 720 | 2/9/2023      | <a href="#">13G/A</a>   | <a href="#">J / Jacobs Solutions Inc</a>   | 13,748,221  | 14,202,288  | 3.3   | 11.22   | 5.65  |
| 721 | 2/9/2023      | <a href="#">13G/A</a>   | <a href="#">BOH / Bank of Hawaii Corp.</a>   | 4,017,630   | 4,048,800   | 0.78  | 10.12   | 0.8   |
| 722 | 2/9/2023      | <a href="#">13G/A</a>   | <a href="#">BEN / Franklin Resources, Inc.</a>                                     | 32,682,023  | 34,570,289  | 5.78  | 6.91  | 6.14  |
| 723 | 2/9/2023      | <a href="#">13G/A</a>   | <a href="#">MAS / Masco Corp.</a>  | 25,532,389  | 24,772,858  | -2.97   | 10.98   | 4.97  |
| 724 | 2/9/2023      | <a href="#">13G/A</a>   | <a href="#">MATW / Matthews International Corp. -</a>                              | 3,416,424   | 3,575,945   | 4.67  | 11.8  | 8.66  |
| 725 | 2/9/2023      | <a href="#">13G/A</a>   | <a href="#">HWM / Howmet Aerospace Inc</a>   | 41,783,188  | 42,507,281  | 1.73  | 10.27   | 2.09  |
| 726 | 2/9/2023      | <a href="#">13G/A</a>   | <a href="#">EPAC / Enerpac Tool Group Corp - Class A</a>                           | 6,474,544   | 6,474,672   | 0   | 11.36   | 5.87  |
| 727 | 2/9/2023      | <a href="#">13G/A</a>   | <a href="#">KBAL / Kimball International, Inc. - Class B</a>                       | 1,906,505   | 1,875,073   | -1.65   | 5.15  | -1.15   |
| 728 | 2/9/2023      | <a href="#">13G/A</a>   | <a href="#">LANC / Lancaster Colony Corp.</a>                                      | 2,038,561   | 2,117,894   | 3.89  | 7.69  | 3.92  |
| 729 | 2/9/2023      | <a href="#">13G/A</a>   | <a href="#">LNC / Lincoln National Corp.</a>                                       | 20,457,515  | 20,068,955  | -1.9  | 11.86   | 4.77  |

Raw (\*.xlsx) attached.








|     | A             | B   | C  | D   | E   | F   | G   | H   |
|-----|---------------|---|--|---|---|---|---|---|
|     | SEC File Date | Form  | Security   | Prev Shares   | Current Shares  | ΔShares %   | % Ownership   | % ΔOwnership  |
| 1   |               |  |  |  |  |  |  |  |
| 730 | 2/9/2023      | 13G/A   | <a href="#">LOW / Lowe's Cos., Inc.</a>  | 57,697,261  | 54,149,370  | -6.15   | 8.95  | 4.56  |
| 731 | 2/9/2023      | 13G/A   | <a href="#">MSEX / Middlesex Water Co.</a>   | 1,290,969   | 1,424,068   | 10.31   | 8.07  | 9.35  |
| 732 | 2/9/2023      | 13G/A   | <a href="#">APOG / Apogee Enterprises Inc.</a>                                     | 2,685,340   | 2,910,291   | 8.38  | 13.1  | 23.58   |
| 733 | 2/9/2023      | 13G/A   | <a href="#">THC / Tenet Healthcare Corp.</a>                                       | 10,855,165  | 11,304,003  | 4.13  | 10.45   | 3.16  |
| 734 | 2/9/2023      | 13G/A   | <a href="#">STAA / Staar Surgical Co.</a>  | 4,970,324   | 5,306,915   | 6.77  | 11.01   | 5.46  |
| 735 | 2/9/2023      | 13G/A   | <a href="#">JWN / Nordstrom, Inc.</a>  | 10,116,234  | 9,420,303   | -6.88   | 5.88  | -7.4  |
| 736 | 2/9/2023      | 13G/A   | <a href="#">UBSI / United Bankshares, Inc.</a>                                     | 13,544,798  | 14,016,115  | 3.48  | 10.41   | 4   |
| 737 | 2/9/2023      | 13G/A   | <a href="#">VTR / Ventas Inc</a>   | 63,553,153  | 65,465,237  | 3.01  | 16.38   | 2.89  |
| 738 | 2/9/2023      | 13G/A   | <a href="#">SWN / Southwestern Energy Company</a>                                  | 118,811,297   | 116,543,599   | -1.91   | 10.56   | -9.82   |
| 739 | 2/9/2023      | 13G/A   | <a href="#">TTC / Toro Co.</a>   | 10,570,538  | 10,456,523  | -1.08   | 10.05   | -0.69   |
| 740 | 2/9/2023      | 13G/A   | <a href="#">BRC / Brady Corp. - Class A</a>  | 5,314,336   | 5,371,252   | 1.07  | 11.63   | 5.73  |
| 741 | 2/9/2023      | 13G/A   | <a href="#">MGRC / McGrath Rentcorp</a>  | 2,490,381   | 2,625,188   | 5.41  | 10.77   | 4.87  |
| 742 | 2/9/2023      | 13G/A   | <a href="#">GROW / U.S. Global Investors, Inc. - Class</a>                         | 647,874   | 607,458   | -6.24   | 4.73  | -5.4  |
| 743 | 2/9/2023      | 13G/A   | <a href="#">PLAB / Photronics, Inc.</a>  | 4,239,349   | 4,655,002   | 9.8   | 7.54  | 8.33  |
| 744 | 2/9/2023      | 13G/A   | <a href="#">XRAY / DENTSPLY Sirona Inc</a>   | 23,855,927  | 25,121,756  | 5.31  | 11.69   | 7.15  |
| 745 | 2/9/2023      | 13G/A   | <a href="#">FICO / Fair, Isaac Corp.</a>   | 2,687,121   | 2,513,754   | -6.45   | 10.06   | -1.57   |
| 746 | 2/9/2023      | 13G/A   | <a href="#">MTH / Meritage Homes Corp.</a>   | 4,192,515   | 4,246,391   | 1.29  | 11.61   | 3.29  |
| 747 | 2/9/2023      | 13G/A   | <a href="#">RAD / Rite Aid Corp.</a>   | 3,794,891   | 2,765,172   | -27.13  | 4.89  | -28.3   |
| 748 | 2/9/2023      | 13G/A   | <a href="#">RLI / RLI Corp.</a>  | 4,563,563   | 4,781,024   | 4.77  | 10.54   | 4.67  |
| 749 | 2/9/2023      | 13G/A   | <a href="#">UCBI / United Community Banks Inc</a>                                  | 10,719,549  | 11,980,115  | 11.76   | 11.28   | -6  |
| 750 | 2/9/2023      | 13G/A   | <a href="#">R / Ryder System, Inc.</a>   | 5,396,530   | 5,648,837   | 4.68  | 11.24   | 12.06   |
| 751 | 2/9/2023      | 13G/A   | <a href="#">ADP / Automatic Data Processing Inc.</a>                               | 38,508,651  | 40,184,122  | 4.35  | 9.69  | 6.02  |
| 752 | 2/9/2023      | 13G/A   | <a href="#">TRV / Travelers Companies Inc.</a>                                     | 21,544,414  | 21,874,602  | 1.53  | 9.33  | 6.51  |
| 753 | 2/9/2023      | 13G/A   | <a href="#">SLB / SLB</a>  | 119,850,812   | 125,139,611   | 4.41  | 8.83  | 3.4   |
| 754 | 2/9/2023      | 13G/A   | <a href="#">HIG / Hartford Financial Services Group</a>                            | 39,787,394  | 39,535,660  | -0.63   | 12.43   | 6.33  |
| 755 | 2/9/2023      | 13G/A   | <a href="#">FOSL / Fossil Group Inc</a>  | 3,682,621   | 2,607,668   | -29.19  | 5.03  | -28.75  |
| 756 | 2/9/2023      | 13G/A   | <a href="#">VVI / Viad Corp.</a>   | 1,294,105   | 1,370,913   | 5.94  | 6.63  | 5.24  |
| 757 | 2/9/2023      | 13G/A   | <a href="#">LGND / Ligand Pharmaceuticals, Inc. -</a>                              | 1,716,735   | 1,843,115   | 7.36  | 10.91   | 6.23  |
| 758 | 2/9/2023      | 13G/A   | <a href="#">KAI / Kadant, Inc.</a>   | 585,154   | 637,897   | 9.01  | 5.47  | 8.53  |
| 759 | 2/9/2023      | 13G/A   | <a href="#">SMTC / Semtech Corp.</a>   | 6,453,953   | 7,465,678   | 15.68   | 11.69   | 16.67   |
| 760 | 2/9/2023      | 13G/A   | <a href="#">PEAK / Healthpeak Properties Inc.</a>                                  | 86,061,246  | 87,991,432  | 2.24  | 16.37   | 2.57  |
| 761 | 2/9/2023      | 13G/A   | <a href="#">VICR / Vicor Corp.</a>   | 2,099,616   | 2,156,314   | 2.7   | 6.67  | 1.68  |
| 762 | 2/9/2023      | 13G/A   | <a href="#">PATK / Patrick Industries, Inc.</a>                                    | 1,530,345   | 1,835,486   | 19.94   | 8.1   | 25.19   |
| 763 | 2/9/2023      | 13G/A   | <a href="#">PVAC / Penn Virginia Corp.</a>   | 1,272,110   | 1,426,937   | 12.17   | 7.47  | 23.88   |
| 764 | 2/9/2023      | 13G/A   | <a href="#">TPC / Tutor Perini Corp</a>  | 3,857,465   | 2,215,258   | -42.57  | 4.3   | -43.05  |
| 765 | 2/9/2023      | 13G/A   | <a href="#">PDCE / PDC Energy Inc</a>  | 10,683,902  | 9,293,638   | -13.01  | 10.09   | -8.02   |
| 766 | 2/9/2023      | 13G/A   | <a href="#">ORLY / O'Reilly Automotive, Inc.</a>                                   | 5,219,164   | 5,166,545   | -1.01   | 8.26  | 6.58  |
| 767 | 2/9/2023      | 13G/A   | <a href="#">ALB / Albemarle Corp.</a>  | 13,585,134  | 14,174,413  | 4.34  | 12.1  | 4.22  |
| 768 | 2/9/2023      | 13G/A   | <a href="#">KEY / Keycorp</a>  | 109,923,407   | 110,209,070   | 0.26  | 11.81   | 0   |
| 769 | 2/9/2023      | 13G/A   | <a href="#">TSCO / Tractor Supply Co.</a>  | 12,786,869  | 12,989,113  | 1.58  | 11.76   | 4.72  |
| 770 | 2/9/2023      | 13G/A   | <a href="#">THRM / Gentherm Inc - Class A</a>                                      | 3,726,975   | 3,626,493   | -2.7  | 10.92   | -2.67   |
| 771 | 2/9/2023      | 13G/A   | <a href="#">ROCK / Gibraltar Industries Inc.</a>                                   | 2,796,226   | 2,820,278   | 0.86  | 9.11  | 6.43  |
| 772 | 2/9/2023      | 13G/A   | <a href="#">AOS / A.O. Smith Corp.</a>   | 15,095,155  | 14,669,923  | -2.82   | 11.56   | 2.03  |
| 773 | 2/9/2023      | 13G/A   | <a href="#">RGR / Sturm, Ruger &amp; Co., Inc.</a>                                 | 1,888,300   | 1,989,512   | 5.36  | 11.26   | 4.94  |
| 774 | 2/9/2023      | 13G/A   | <a href="#">LSI / Life Storage Inc - Registered Shares</a>                         | 12,145,643  | 12,792,584  | 5.33  | 15.05   | 1.62  |
| 775 | 2/9/2023      | 13G/A   | <a href="#">SY Y / Sysco Corp.</a>   | 44,993,172  | 47,586,380  | 5.76  | 9.39  | 6.95  |
| 776 | 2/9/2023      | 13G/A   | <a href="#">TEX / Terex Corp.</a>  | 7,698,421   | 7,700,381   | 0.03  | 11.41   | 3.45  |
| 777 | 2/9/2023      | 13G/A   | <a href="#">TRN / Trinity Industries, Inc.</a>                                     | 8,666,480   | 9,686,105   | 11.77   | 11.9  | 14.42   |
| 778 | 2/9/2023      | 13G/A   | <a href="#">SO / Southern Company</a>  | 90,764,249  | 97,914,225  | 7.88  | 8.99  | 5.02  |
| 779 | 2/9/2023      | 13G/A   | <a href="#">SSD / Simpson Manufacturing Co., Inc.</a>                              | 4,164,623   | 4,122,607   | -1.01   | 9.68  | 0.94  |
| 780 | 2/9/2023      | 13G/A   | <a href="#">CPE / Callon Petroleum Co.</a>   | 6,610,084   | 6,728,744   | 1.8   | 10.92   | 1.96  |
| 781 | 2/9/2023      | 13G/A   | <a href="#">SMP / Standard Motor Products, Inc.</a>                                | 1,347,839   | 1,342,584   | -0.39   | 6.22  | 1.47  |

Raw (\*.xlsx) attached.

|     | A             | B   | C   | D   | E   | F   | G   | H   |
|-----|---------------|---|---|---|---|---|---|---|
|     | SEC File Date | Form  | Security  | Prev Shares   | Current Shares  | ΔShares %   | % Ownership   | % ΔOwnership  |
| 1   |               |  |  |  |  |  |  |  |
| 782 | 2/9/2023      | 13G/A   | PARA / Paramount Global - Class B   | 65,330,869  | 57,975,670  | -11.26  | 9.53  | -11.51  |
| 783 | 2/9/2023      | 13G/A   | 872307903 / TCF Financial Corporation   | 13,926,004  | 4,291,828   | -69.18  | 12.23   | 33.95   |
| 784 | 2/9/2023      | 13G/A   | XPER / Xperi Inc  | 4,974,511   | 4,482,863   | -9.88   | 10.67   | -10.56  |
| 785 | 2/9/2023      | 13G/A   | FCFS / FirstCash Holdings Inc   | 3,666,888   | 2,718,424   | -25.87  | 5.46  | -27.78  |
| 786 | 2/9/2023      | 13G/A   | WLY / John Wiley & Sons Inc. - Class A  | 4,666,478   | 4,790,932   | 2.67  | 10.3  | 3   |
| 787 | 2/9/2023      | 13G/A   | COHR / Coherent Corp  |   | 11,839,496  |   | 8.54  |   |
| 788 | 2/9/2023      | 13G/A   | NLY / Annaly Capital Management Inc   |   | 44,821,374  |   | 9.58  |   |
| 789 | 2/9/2023      | 13G/A   | SEAT / Vivid Seats Inc - Class A  | 4,108,645   | 480,649   | -88.3   | 0.59  | -88.95  |
| 790 | 2/9/2023      | 13G/A   | RNG / RingCentral Inc. - Class A  | 8,506,843   | 9,747,692   | 14.59   | 11.33   | 13.19   |
| 791 | 2/9/2023      | 13G/A   | UPST / Upstart Holdings Inc   |   | 6,396,482   |   | 7.81  |   |
| 792 | 2/9/2023      | 13G/A   | TSVT / 2seventy bio Inc   |   | 2,404,229   |   | 6.34  |   |
| 793 | 2/9/2023      | 13G/A   | EG / Everest Group Ltd  |   | 4,857,673   |   | 12.4  |   |
| 794 | 2/9/2023      | 13G/A   | STX / Seagate Technology Holdings Plc   | 26,871,930  | 23,292,557  | -13.32  | 11.28   | 7.84  |
| 795 | 2/9/2023      | 13G/A   | LBRDA / Liberty Broadband Corp - Series   | 9,188,697   | 1,484,818   | -83.84  | 7.87  | 53.41   |
| 796 | 2/9/2023      | 13G/A   | SPHR / Sphere Entertainment Co - Class A  | 2,563,887   | 2,514,028   | -1.94   | 9.08  | -3.2  |
| 797 | 2/9/2023      | 13G/A   | MODG / Topgolf Callaway Brands Corp   | 12,494,331  | 13,198,016  | 5.63  | 7.14  | 6.25  |
| 798 | 2/9/2023      | 13G/A   | DFH / Dream Finders Homes Inc - Class A   | 1,646,559   | 1,839,414   | 11.71   | 5.68  | 11.37   |
| 799 | 2/9/2023      | 13G/A   | BCC / Boise Cascade Co  | 5,065,198   | 4,883,182   | -3.59   | 12.38   | -3.88   |
| 800 | 2/9/2023      | 13G/A   | CROX / Crocs Inc  | 5,609,635   | 5,703,838   | 1.68  | 9.24  | -3.04   |
| 801 | 2/9/2023      | 13G/A   | CODI / Compass Diversified Holdings   | 3,971,133   | 5,052,514   | 27.23   | 7   | 16.28   |
| 802 | 2/9/2023      | 13G/A   | DTIL / Precision Biosciences Inc  | 3,244,286   | 4,373,367   | 34.8  | 3.94  | -26.22  |
| 803 | 2/9/2023      | 13G/A   | AVAV / AeroVironment Inc.   | 2,489,062   | 2,605,972   | 4.7   | 10.36   | 3.29  |
| 804 | 2/9/2023      | 13G/A   | JBT / John Bean Technologies Corp   | 3,375,845   | 3,519,838   | 4.27  | 11.05   | 3.95  |
| 805 | 2/9/2023      | 13G/A   | HOMB / Home Bancshares Inc  | 20,647,596  | 21,267,212  | 3   | 10.43   | 3.88  |
| 806 | 2/9/2023      | 13G/A   | V / Visa Inc - Class A  | 143,761,460   | 147,356,830   | 2.5   | 9.05  | 4.99  |
| 807 | 2/9/2023      | 13G/A   | LW / Lamb Weston Holdings Inc   | 15,886,735  | 16,885,057  | 6.28  | 11.74   | 7.9   |
| 808 | 2/9/2023      | 13G/A   | HEI.A / Heico Corp. - Class A   | 7,430,171   | 7,824,195   | 5.3   | 9.53  | 4.27  |
| 809 | 2/9/2023      | 13G/A   | IP / International Paper Co.  | 45,092,319  | 42,185,372  | -6.45   | 11.86   | 1.89  |
| 810 | 2/9/2023      | 13G/A   | CHE / Chemed Corp.  | 1,740,446   | 1,692,377   | -2.76   | 11.38   | 0.62  |
| 811 | 2/9/2023      | 13G/A   | LHX / L3Harris Technologies Inc   | 16,782,733  | 17,699,032  | 5.46  | 9.3   | 8.77  |
| 812 | 2/9/2023      | 13G/A   | FYBR / Frontier Communications Parent   | 20,944,352  | 23,413,962  | 11.79   | 9.56  | 11.55   |
| 813 | 2/9/2023      | 13G/A   | DCI / Donaldson Co. Inc.  | 12,377,096  | 12,759,764  | 3.09  | 10.49   | 4.69  |
| 814 | 2/9/2023      | 13G/A   | MRK / Merck & Co Inc  | 211,202,531   | 227,205,978   | 7.58  | 8.96  | 7.18  |
| 815 | 2/9/2023      | 13G/A   | WAT / Waters Corp.  | 6,658,934   | 6,803,307   | 2.17  | 11.45   | 4.95  |
| 816 | 2/9/2023      | 13G/A   | AGX / Argan, Inc.   | 848,240   | 699,774   | -17.5   | 5.15  | -4.63   |
| 817 | 2/9/2023      | 13G/A   | TTEC / TTEC Holdings Inc  | 2,449,025   | 2,455,949   | 0.28  | 5.2   | -0.19   |
| 818 | 2/9/2023      | 13G/A   | FORR / Forrester Research Inc.  | 1,258,961   | 1,377,276   | 9.4   | 7.23  | 10.05   |
| 819 | 2/9/2023      | 13G/A   | ABBV / Abbvie Inc   | 146,312,069   | 158,317,552   | 8.21  | 8.95  | 8.09  |
| 820 | 2/9/2023      | 13G/A   | TCMD / Tactile Systems Technology Inc   | 1,220,074   | 1,218,371   | -0.14   | 6.05  | -1.63   |
| 821 | 2/9/2023      | 13G/A   | MATV / Mativ Holdings Inc   | 3,593,370   | 6,567,414   | 82.76   | 11.95   | 4.64  |
| 822 | 2/9/2023      | 13G/A   | ATNI / ATN International Inc  | 1,152,663   | 1,178,440   | 2.24  | 7.48  | 2.75  |
| 823 | 2/9/2023      | 13G/A   | SGMO / Sangamo Therapeutics Inc   | 9,340,555   | 14,045,609  | 50.37   | 8.57  | 33.7  |
| 824 | 2/9/2023      | 13G/A   | UAL / United Airlines Holdings Inc  | 33,849,742  | 37,156,084  | 9.77  | 11.37   | 8.7   |
| 825 | 2/9/2023      | 13G/A   | NVAX / Novavax, Inc.  | 7,992,228   | 8,844,653   | 10.67   | 10.41   | 2.26  |
| 826 | 2/9/2023      | 13G/A   | DOW / Dow Inc   | 63,746,653  | 60,927,483  | -4.42   | 8.66  | 0.46  |
| 827 | 2/9/2023      | 13G/A   | EL / Estee Lauder Cos., Inc. - Class A  | 17,887,435  | 18,236,234  | 1.95  | 7.89  | 2.2   |
| 828 | 2/9/2023      | 13G/A   | UFCS / United Fire Group Inc  | 2,534,949   | 2,569,033   | 1.34  | 10.2  | 1.39  |
| 829 | 2/9/2023      | 13G/A   | OPCH / Option Care Health Inc. -  | 13,980,736  | 15,524,268  | 11.04   | 8.53  | 9.78  |
| 830 | 2/9/2023      | 13G/A   | TMP / Tompkins Financial Corp   | 1,451,535   | 1,415,614   | -2.47   | 9.77  | -2.5  |
| 831 | 2/9/2023      | 13G/A   | UNP / Union Pacific Corp.   | 53,665,479  | 54,266,227  | 1.12  | 8.83  | 5.75  |
| 832 | 2/9/2023      | 13G/A   | EMN / Eastman Chemical Co   | 16,026,862  | 14,994,249  | -6.44   | 12.5  | 4.87  |
| 833 | 2/9/2023      | 13G/A   | DTE / DTE Energy Co.  | 21,608,113  | 23,020,513  | 6.54  | 11.88   | 6.55  |










Raw (\*.xlsx) attached.

|     | A             | B   | C  | D   | E   | F   | G   | H   |
|-----|---------------|---|--|---|---|---|---|---|
|     | SEC File Date | Form  | Security   | Prev Shares   | Current Shares  | ΔShares %   | % Ownership   | % ΔOwnership  |
| 1   |               |  |  |  |  |  |  |  |
| 834 | 2/9/2023      | <a href="#">13G/A</a>   | <a href="#">EXC / Exelon Corp.</a>   | 84,497,206  | 91,771,885  | 8.61  | 9.25  | 6.94  |
| 835 | 2/9/2023      | <a href="#">13G/A</a>   | <a href="#">GS / Goldman Sachs Group, Inc.</a>                                     | 26,131,505  | 29,524,710  | 12.99   | 8.72  | 11.65   |
| 836 | 2/9/2023      | <a href="#">13G/A</a>   | <a href="#">CENX / Century Aluminum Co.</a>  | 5,618,201   | 6,203,619   | 10.42   | 6.79  | 8.99  |
| 837 | 2/9/2023      | <a href="#">13G/A</a>   | <a href="#">AGEN / Agenus Inc</a>  | 17,634,553  | 24,281,255  | 37.69   | 7.97  | 16.01   |
| 838 | 2/9/2023      | <a href="#">13G/A</a>   | <a href="#">MDU / MDU Resources Group Inc</a>                                      | 22,537,128  | 22,021,300  | -2.29   | 10.83   | -2.26   |
| 839 | 2/9/2023      | <a href="#">13G/A</a>   | <a href="#">D / Dominion Energy Inc</a>  | 69,775,679  | 74,884,672  | 7.32  | 8.99  | 4.41  |
| 840 | 2/9/2023      | <a href="#">13G/A</a>   | <a href="#">DUK / Duke Energy Corp.</a>  | 66,738,560  | 70,510,251  | 5.65  | 9.16  | 5.53  |
| 841 | 2/9/2023      | <a href="#">13G/A</a>   | <a href="#">AGIO / Agios Pharmaceuticals Inc</a>                                   | 5,068,590   | 5,335,076   | 5.26  | 9.71  | 4.07  |
| 842 | 2/9/2023      | <a href="#">13G/A</a>   | <a href="#">EIX / Edison International</a>   | 43,798,385  | 48,365,315  | 10.43   | 12.67   | 9.89  |
| 843 | 2/9/2023      | <a href="#">13G/A</a>   | <a href="#">ALRM / Alarm.com Holdings Inc</a>                                      | 5,483,770   | 5,511,037   | 0.5   | 11.04   | 0.82  |
| 844 | 2/9/2023      | <a href="#">13G/A</a>   | <a href="#">AIN / Albany International Corp. - Class A</a>                         | 3,413,734   | 3,442,049   | 0.83  | 11.07   | 5.03  |
| 845 | 2/9/2023      | <a href="#">13G/A</a>   | <a href="#">XOM / Exxon Mobil Corp.</a>  | 355,607,673   | 368,671,214   | 3.67  | 8.95  | 6.55  |
| 846 | 2/9/2023      | <a href="#">13G/A</a>   | <a href="#">FCEL / Fuelcell Energy Inc</a>   | 36,667,184  | 38,273,473  | 4.38  | 9.43  | -5.7  |
| 847 | 2/9/2023      | <a href="#">13G/A</a>   | <a href="#">ALNY / Alnylam Pharmaceuticals Inc</a>                                 | 10,702,771  | 11,507,116  | 7.52  | 9.35  | 4.47  |
| 848 | 2/9/2023      | <a href="#">13G/A</a>   | <a href="#">PPL / PPL Corp</a>   | 88,748,861  | 92,068,873  | 3.74  | 12.5  | 5.75  |
| 849 | 2/9/2023      | <a href="#">13G/A</a>   | <a href="#">AMBC / AMBAC Financial Group Inc.</a>                                  | 4,981,390   | 4,987,974   | 0.13  | 11.09   | 3.07  |
| 850 | 2/9/2023      | <a href="#">13G/A</a>   | <a href="#">RYAM / Rayonier Advanced Materials Inc</a>                             | 3,862,115   | 4,332,155   | 12.17   | 6.77  | 11.72   |
| 851 | 2/9/2023      | <a href="#">13G/A</a>   | <a href="#">AEL / American Equity Investment Life</a>                              | 9,899,977   | 9,856,998   | -0.43   | 11.5  | 7.48  |
| 852 | 2/9/2023      | <a href="#">13G/A</a>   | <a href="#">AMH / American Homes 4 Rent - Class A</a>                              | 39,871,926  | 41,354,072  | 3.72  | 11.72   | -1.92   |
| 853 | 2/9/2023      | <a href="#">13G/A</a>   | <a href="#">MS / Morgan Stanley</a>  | 117,937,806   | 112,674,113   | -4.46   | 6.67  | 1.52  |
| 854 | 2/9/2023      | <a href="#">13G/A</a>   | <a href="#">CRMT / Americas Car Mart, Inc.</a>                                     | 423,945   | 400,865   | -5.44   | 6.29  | -3.38   |
| 855 | 2/9/2023      | <a href="#">13G/A</a>   | <a href="#">OTTR / Otter Tail Corporation</a>                                      | 4,348,990   | 4,908,646   | 12.87   | 11.79   | 12.61   |
| 856 | 2/9/2023      | <a href="#">13G/A</a>   | <a href="#">ANAB / AnaptysBio Inc</a>  | 1,842,683   | 1,776,908   | -3.57   | 6.25  | -6.3  |
| 857 | 2/9/2023      | <a href="#">13G/A</a>   | <a href="#">ANF / Abercrombie &amp; Fitch Co. - Class A</a>                        | 7,294,800   | 5,426,567   | -25.61  | 11.07   | -14.25  |
| 858 | 2/9/2023      | <a href="#">13G/A</a>   | <a href="#">PBF / PBF Energy Inc - Class A</a>                                     | 12,527,591  | 12,526,420  | -0.01   | 8.98  | -13.74  |
| 859 | 2/9/2023      | <a href="#">13G/A</a>   | <a href="#">APTV / Aptiv PLC</a>   | 28,476,912  | 29,816,335  | 4.7   | 11  | 4.46  |
| 860 | 2/9/2023      | <a href="#">13G/A</a>   | <a href="#">AMAT / Applied Materials Inc.</a>                                      | 73,139,429  | 73,671,156  | 0.73  | 8.73  | 6.08  |
| 861 | 2/9/2023      | <a href="#">13G/A</a>   | <a href="#">DIS / Walt Disney Co (The)</a>   | 137,951,580   | 146,328,509   | 6.07  | 8.02  | 5.67  |
| 862 | 2/9/2023      | <a href="#">13G/A</a>   | <a href="#">UGI / UGI Corp.</a>  | 23,668,973  | 25,007,483  | 5.66  | 11.92   | 5.39  |
| 863 | 2/9/2023      | <a href="#">13G/A</a>   | <a href="#">ASIX / AdvanSix Inc</a>  | 2,034,329   | 2,455,306   | 20.69   | 8.91  | 23.24   |
| 864 | 2/9/2023      | <a href="#">13G/A</a>   | <a href="#">AHH / Armada Hoffler Properties Inc</a>                                | 7,196,321   | 8,151,781   | 13.28   | 12.04   | 2.91  |
| 865 | 2/9/2023      | <a href="#">13G/A</a>   | <a href="#">AKBA / Akebia Therapeutics Inc.</a>                                    | 18,359,420  | 11,238,870  | -38.78  | 6.11  | -38.9   |
| 866 | 2/9/2023      | <a href="#">13G/A</a>   | <a href="#">ALK / Alaska Air Group Inc.</a>  | 13,848,376  | 14,571,902  | 5.22  | 11.49   | 3.98  |
| 867 | 2/9/2023      | <a href="#">13G/A</a>   | <a href="#">AIG / Arthur J. Gallagher &amp; Co.</a>                                | 24,314,580  | 26,124,202  | 7.44  | 12.39   | 5.63  |
| 868 | 2/9/2023      | <a href="#">13G/A</a>   | <a href="#">ABM / ABM Industries Inc.</a>  | 8,511,671   | 8,180,181   | -3.89   | 12.47   | -1.34   |
| 869 | 2/9/2023      | <a href="#">13G/A</a>   | <a href="#">ALLE / Allegion plc</a>  | 10,873,129  | 10,559,262  | -2.89   | 12.02   | -0.83   |
| 870 | 2/9/2023      | <a href="#">13G/A</a>   | <a href="#">AC / Associated Capital Group Inc - Class</a>                          | 197,237   | 191,581   | -2.87   | 6.3   | -1.1  |
| 871 | 2/9/2023      | <a href="#">13G/A</a>   | <a href="#">ACCO / Acco Brands Corporation</a>                                     | 8,670,732   | 9,051,503   | 4.39  | 9.6   | 5.96  |
| 872 | 2/9/2023      | <a href="#">13G/A</a>   | <a href="#">ATRA / Atara Biotherapeutics Inc</a>                                   | 7,075,521   | 7,211,048   | 1.92  | 7.6   | -5  |
| 873 | 2/9/2023      | <a href="#">13G/A</a>   | <a href="#">ATKR / Atkore Inc</a>  | 5,102,098   | 4,618,457   | -9.48   | 11.63   | 5.63  |
| 874 | 2/9/2023      | <a href="#">13G/A</a>   | <a href="#">AHCO / AdaptHealth Corp</a>  | 7,159,298   | 8,211,817   | 14.7  | 6.09  | 12.57   |
| 875 | 2/9/2023      | <a href="#">13G/A</a>   | <a href="#">JRVR / James River Group Holdings Ltd</a>                              | 2,440,606   | 2,395,090   | -1.86   | 6.39  | -2.29   |
| 876 | 2/9/2023      | <a href="#">13G/A</a>   | <a href="#">AOSL / Alpha &amp; Omega Semiconductor</a>                             | 1,642,937   | 1,743,627   | 6.13  | 6.36  | 2.09  |
| 877 | 2/9/2023      | <a href="#">13G/A</a>   | <a href="#">ADSK / Autodesk Inc.</a>   | 17,713,778  | 18,340,299  | 3.54  | 8.5   | 5.59  |
| 878 | 2/9/2023      | <a href="#">13G/A</a>   | <a href="#">AAT / American Assets Trust Inc</a>                                    | 8,181,951   | 8,626,367   | 5.43  | 14.25   | 5.32  |
| 879 | 2/9/2023      | <a href="#">13G/A</a>   | <a href="#">AMG / Affiliated Managers Group Inc.</a>                               | 3,855,328   | 3,874,869   | 0.51  | 10.29   | 1.98  |
| 880 | 2/9/2023      | <a href="#">13G/A</a>   | <a href="#">COLD / Americold Realty Trust Inc</a>                                  | 37,433,584  | 38,047,085  | 1.64  | 14.12   | 0.64  |
| 881 | 2/9/2023      | <a href="#">13G/A</a>   | <a href="#">ADC / Agree Realty Corp.</a>   | 11,095,127  | 13,970,181  | 25.91   | 15.77   | 2.4   |
| 882 | 2/9/2023      | <a href="#">13G/A</a>   | <a href="#">AZZ / AZZ Inc</a>  | 2,559,912   | 2,762,380   | 7.91  | 11.11   | 7.76  |
| 883 | 2/9/2023      | <a href="#">13G/A</a>   | <a href="#">FOLD / Amicus Therapeutics Inc</a>                                     | 25,645,184  | 26,538,371  | 3.48  | 9.45  | 2.72  |
| 884 | 2/9/2023      | <a href="#">13G/A</a>   | <a href="#">BKR / Baker Hughes Co - Class A</a>                                    | 94,929,726  | 119,934,155   | 26.34   | 11.98   | 9.91  |
| 885 | 2/9/2023      | <a href="#">13G/A</a>   | <a href="#">BANC / Banc of California Inc</a>                                      | 3,551,860   | 3,753,697   | 5.68  | 6.29  | 10.16   |








Raw (\*.xlsx) attached.

|     | A             | B   | C  | D   | E   | F   | G           | H            |
|-----|---------------|---|--|---|---|---|-------------|--------------|
|     | SEC File Date | Form  | Security   | Prev Shares   | Current Shares  | ΔShares %   | % Ownership | % ΔOwnership |
| 1   |               |  |  |  |  |  |             |              |
| 886 | 2/9/2023      | <a href="#">13G/A</a>   | <a href="#">BAND / Bandwidth Inc - Class A</a>                                     | 2,371,941   | 2,040,739   | -13.96  | 8.74        | -14.31       |
| 887 | 2/9/2023      | <a href="#">13G/A</a>   | <a href="#">ALGN / Align Technology, Inc.</a>                                      | 8,213,345   | 8,329,757   | 1.42  | 10.66       | 1.33         |
| 888 | 2/9/2023      | <a href="#">13G/A</a>   | <a href="#">ANGO / Angiodynamic Inc</a>  | 2,561,224   | 2,781,793   | 8.61  | 7.11        | 7.24         |
| 889 | 2/9/2023      | <a href="#">13G/A</a>   | <a href="#">BANR / Banner Corp.</a>  | 3,782,997   | 4,053,060   | 7.14  | 11.85       | 7.34         |
| 890 | 2/9/2023      | <a href="#">13G/A</a>   | <a href="#">ALSN / Allison Transmission Holdings Inc</a>                           | 12,521,114  | 11,560,047  | -7.68   | 12.5        | 4.08         |
| 891 | 2/9/2023      | <a href="#">13G/A</a>   | <a href="#">ALLY / Ally Financial Inc</a>  | 35,851,312  | 31,445,082  | -12.29  | 10.53       | 1.74         |
| 892 | 2/9/2023      | <a href="#">13G/A</a>   | <a href="#">AMEH / Apollo Medical Holdings Inc</a>                                 | 3,897,315   | 4,438,955   | 13.9  | 7.83        | 11.54        |
| 893 | 2/9/2023      | <a href="#">13G/A</a>   | <a href="#">AIMC / Altra Industrial Motion Corp</a>                                | 5,914,890   | 6,234,553   | 5.4   | 9.57        | 5.05         |
| 894 | 2/9/2023      | <a href="#">13G/A</a>   | <a href="#">APP / Applovin Corp - Class A</a>                                      | 15,530,682  | 15,832,711  | 1.94  | 5.4         | 2.47         |
| 895 | 2/9/2023      | <a href="#">13G/A</a>   | <a href="#">BGCP / BGC Partners Inc - Class A</a>                                  | 32,800,795  | 32,775,445  | -0.08   | 10.12       | 0.2          |
| 896 | 2/9/2023      | <a href="#">13G/A</a>   | <a href="#">AMED / Amedisys Inc.</a>   | 3,158,777   | 3,128,416   | -0.96   | 9.63        | -0.62        |
| 897 | 2/9/2023      | <a href="#">13G/A</a>   | <a href="#">AFG / American Financial Group Inc</a>                                 | 7,231,239   | 7,925,702   | 9.6   | 9.31        | 9.14         |
| 898 | 2/9/2023      | <a href="#">13G/A</a>   | <a href="#">AVD / American Vanguard Corp.</a>                                      | 1,765,195   | 1,971,940   | 11.71   | 6.67        | 16.81        |
| 899 | 2/9/2023      | <a href="#">13G/A</a>   | <a href="#">ARR / ARMOUR Residential REIT Inc</a>                                  | 9,491,504   | 15,111,119  | 59.21   | 11.44       | 8.13         |
| 900 | 2/9/2023      | <a href="#">13G/A</a>   | <a href="#">BNGO / Bionano Genomics Inc</a>  | 14,825,634  | 16,064,444  | 8.36  | 5.41        | 5.46         |
| 901 | 2/9/2023      | <a href="#">13G/A</a>   | <a href="#">SQ / Block Inc - Class A</a>   | 25,189,188  | 35,515,147  | 40.99   | 6.61        | 4.75         |
| 902 | 2/9/2023      | <a href="#">13G/A</a>   | <a href="#">AME / Ametek Inc</a>   | 24,144,640  | 25,300,306  | 4.79  | 11.02       | 5.56         |
| 903 | 2/9/2023      | <a href="#">13G/A</a>   | <a href="#">ASUR / Asure Software Inc</a>  | 1,190,872   | 884,156   | -25.76  | 4.39        | -26.34       |
| 904 | 2/9/2023      | <a href="#">13G/A</a>   | <a href="#">ASH / Ashland Inc</a>  | 5,271,092   | 5,167,846   | -1.96   | 9.52        | 2.81         |
| 905 | 2/9/2023      | <a href="#">13G/A</a>   | <a href="#">AIZ / Assurant Inc</a>   | 6,864,464   | 7,048,915   | 2.69  | 13.34       | 10.71        |
| 906 | 2/9/2023      | <a href="#">13G/A</a>   | <a href="#">AM / Antero Midstream Corp</a>   | 31,049,765  | 32,912,960  | 6   | 6.88        | 5.85         |
| 907 | 2/9/2023      | <a href="#">13G/A</a>   | <a href="#">BCOV / Brightcove Inc</a>  | 2,780,768   | 2,795,661   | 0.54  | 6.64        | -1.92        |
| 908 | 2/9/2023      | <a href="#">13G/A</a>   | <a href="#">AVB / Avalonbay Communities Inc.</a>                                   | 22,369,485  | 22,919,307  | 2.46  | 16.38       | 2.31         |
| 909 | 2/9/2023      | <a href="#">13G/A</a>   | <a href="#">AIV / Apartment Investment &amp;</a>                                   | 21,425,324  | 21,828,329  | 1.88  | 14.4        | 2.35         |
| 910 | 2/9/2023      | <a href="#">13G/A</a>   | <a href="#">BRLT / Brilliant Earth Group Inc Class A</a>                           | 735,721   | 967,826   | 31.55   | 8.84        | 15.1         |
| 911 | 2/9/2023      | <a href="#">13G/A</a>   | <a href="#">AVGO / Broadcom Inc</a>  | 36,465,158  | 39,039,754  | 7.06  | 9.34        | 5.78         |
| 912 | 2/9/2023      | <a href="#">13G/A</a>   | <a href="#">CAR / Avis Budget Group Inc</a>  | 3,572,506   | 2,115,373   | -40.79  | 5.1         | -19.43       |
| 913 | 2/9/2023      | <a href="#">13G/A</a>   | <a href="#">ARCB / ArcBest Corp</a>  | 2,658,888   | 2,747,763   | 3.34  | 11.25       | 8.17         |
| 914 | 2/9/2023      | <a href="#">13G/A</a>   | <a href="#">AWI / Armstrong World Industries Inc.</a>                              | 4,284,736   | 4,202,345   | -1.92   | 9.2         | 1.88         |
| 915 | 2/9/2023      | <a href="#">13G/A</a>   | <a href="#">BRKR / Bruker Corp</a>   | 10,765,626  | 11,045,016  | 2.6   | 7.51        | 5.77         |
| 916 | 2/9/2023      | <a href="#">13G/A</a>   | <a href="#">BURL / Burlington Stores Inc</a>                                       | 5,851,868   | 5,984,086   | 2.26  | 9.18        | 4.79         |
| 917 | 2/9/2023      | <a href="#">13G/A</a>   | <a href="#">AORT / Artivion Inc</a>  | 2,650,989   | 2,809,140   | 5.97  | 6.97        | 3.41         |
| 918 | 2/9/2023      | <a href="#">13G/A</a>   | <a href="#">ABG / Asbury Automotive Group Inc</a>                                  | 2,455,122   | 2,499,411   | 1.8   | 11.29       | 6.41         |
| 919 | 2/9/2023      | <a href="#">13G/A</a>   | <a href="#">BECN / Beacon Roofing Supply Inc - Class</a>                           | 5,456,476   | 4,769,046   | -12.6   | 7.33        | -5.78        |
| 920 | 2/9/2023      | <a href="#">13G/A</a>   | <a href="#">BBY / Best Buy Co. Inc.</a>  | 27,705,867  | 26,046,061  | -5.99   | 11.77       | 2.17         |
| 921 | 2/9/2023      | <a href="#">13G/A</a>   | <a href="#">BLI / Berkeley Lights Inc</a>  | 4,435,418   | 3,208,543   | -27.66  | 4.66        | -29.07       |
| 922 | 2/9/2023      | <a href="#">13G/A</a>   | <a href="#">BCAB / BioAtla Inc</a>   | 2,264,654   | 1,931,039   | -14.73  | 4.19        | -34.63       |
| 923 | 2/9/2023      | <a href="#">13G/A</a>   | <a href="#">CDNA / Caredx Inc</a>  | 5,269,840   | 5,270,397   | 0.01  | 9.84        | -1.4         |
| 924 | 2/9/2023      | <a href="#">13G/A</a>   | <a href="#">CDMO / Avid Bioservices Inc</a>  | 4,010,716   | 4,349,290   | 8.44  | 6.98        | 7.22         |
| 925 | 2/9/2023      | <a href="#">13G/A</a>   | <a href="#">CSL / Carlisle Companies Inc.</a>                                      | 5,214,763   | 5,422,719   | 3.99  | 10.49       | 3.96         |
| 926 | 2/9/2023      | <a href="#">13G/A</a>   | <a href="#">BLFS / Biolife Solutions Inc</a>                                       | 2,147,258   | 2,466,931   | 14.89   | 5.77        | 11.82        |
| 927 | 2/9/2023      | <a href="#">13G/A</a>   | <a href="#">AVNS / Avanos Medical Inc</a>  | 5,221,786   | 5,500,000   | 5.33  | 11.83       | 9.13         |
| 928 | 2/9/2023      | <a href="#">13G/A</a>   | <a href="#">BMI / Badger Meter Inc.</a>  | 3,393,097   | 3,512,449   | 3.52  | 12          | 3.45         |
| 929 | 2/9/2023      | <a href="#">13G/A</a>   | <a href="#">CENT / Central Garden &amp; Pet Co.</a>                                | 4,298,789   | 4,412,071   | 2.64  | 10.7        | 5            |
| 930 | 2/9/2023      | <a href="#">13G/A</a>   | <a href="#">BXP / Boston Properties, Inc.</a>                                      | 22,978,972  | 23,591,706  | 2.67  | 15.05       | 2.31         |
| 931 | 2/9/2023      | <a href="#">13G/A</a>   | <a href="#">BHF / Brighthouse Financial Inc</a>                                    | 8,082,227   | 6,998,627   | -13.41  | 10.12       | -4.08        |
| 932 | 2/9/2023      | <a href="#">13G/A</a>   | <a href="#">BKU / BankUnited Inc</a>   | 9,962,375   | 9,235,979   | -7.29   | 11.95       | 6.89         |
| 933 | 2/9/2023      | <a href="#">13G/A</a>   | <a href="#">BEAM / Beam Therapeutics Inc</a>                                       | 4,697,265   | 6,273,630   | 33.56   | 8.9         | 29.17        |
| 934 | 2/9/2023      | <a href="#">13G/A</a>   | <a href="#">CHEF / Chefs` Warehouse Inc</a>  | 2,349,351   | 2,556,760   | 8.83  | 6.68        | 7.74         |
| 935 | 2/9/2023      | <a href="#">13G/A</a>   | <a href="#">BNFT / Benefitfocus Inc</a>  | 1,893,997   | 1,518,409   | -19.83  | 4.4         | -22.4        |
| 936 | 2/9/2023      | <a href="#">13G/A</a>   | <a href="#">BRMK / Broadmark Realty Capital Inc</a>                                | 11,670,345  | 12,452,881  | 6.71  | 9.37        | 6.48         |
| 937 | 2/9/2023      | <a href="#">13G/A</a>   | <a href="#">EAT / Brinker International, Inc.</a>                                  | 5,280,823   | 5,198,338   | -1.56   | 11.81       | 1.55         |








Raw (\*.xlsx) attached.

|     | A             | B   | C  | D   | E   | F   | G   | H   |
|-----|---------------|---|--|---|---|---|---|---|
|     | SEC File Date | Form  | Security   | Prev Shares   | Current Shares  | ΔShares %   | % Ownership   | % ΔOwnership  |
| 1   |               |  |  |  |  |  |  |  |
| 938 | 2/9/2023      | 13G/A   | BMRN / Biomarin Pharmaceutical Inc. -  | 16,351,031  | 17,365,080  | 6.2   | 9.34  | 4.83  |
| 939 | 2/9/2023      | 13G/A   | BFLY / Butterfly Network Inc - Class A   | 13,179,593  | 12,052,848  | -8.55   | 6.92  | -10.36  |
| 940 | 2/9/2023      | 13G   | AAIC / Arlington Asset Investment Corp -   | 1,512,920   | 1,491,928   | -1.39   | 5.26  | 9.36  |
| 941 | 2/9/2023      | 13G   | EARN / Ellington Residential Mortgage  | 482,267   | 814,721   | 68.94   | 6.15  | 57.29   |
| 942 | 2/9/2023      | 13G   | DMRC / Digimarc Corporation  |   | 1,006,524   |   | 5.02  |   |
| 943 | 2/9/2023      | 13G   | DXLG / Destination XL Group Inc  |   | 3,157,073   |   | 5.05  |   |
| 944 | 2/9/2023      | 13G   | ALIT / Alight Inc. - Class A   |   | 27,125,829  |   | 5.84  |   |
| 945 | 2/9/2023      | 13G   | ME / 23andMe Holding Co - Class A  |   | 27,187,344  |   | 9.48  |   |
| 946 | 2/9/2023      | 13G   | BLUE / Bluebird bio Inc  | 3,506,909   | 4,266,320   | 21.65   | 5.15  | 4.89  |
| 947 | 2/9/2023      | 13G   | ACRE / Ares Commercial Real Estate Corp  |   | 2,741,508   |   | 5.04  |   |
| 948 | 2/9/2023      | 13G   | AOUT / American Outdoor Brands Inc   | 693,218   | 705,637   | 1.79  | 5.29  | 8.18  |
| 949 | 2/9/2023      | 13G   | AMR / Alpha Metallurgical Resources Inc  | 843,983   | 1,381,196   | 63.65   | 8.66  | 87.85   |
| 950 | 2/9/2023      | 13G   | AMPY / Amplify Energy Corp.  |   | 2,458,936   |   | 6.4   |   |
| 951 | 2/9/2023      | 13G   | ALLO / Allogene Therapeutics Inc   |   | 7,265,221   |   | 5.04  |   |
| 952 | 2/9/2023      | 13G   | DNA / Ginkgo Bioworks Holdings Inc -   |   | 101,521,280   |   | 7.49  |   |
| 953 | 2/9/2023      | 13G   | GHM / Graham Corp.   | 466,713   | 542,992   | 16.34   | 5.12  | 16.63   |
| 954 | 2/9/2023      | 13G   | / (006220103)  |   | 19,665,237  |   | 5.3   |   |
| 955 | 2/9/2023      | 13G   | ORC / Orchid Island Capital Inc  |   | 1,743,328   |   | 5.22  |   |
| 956 | 2/9/2023      | 13G   | DKNG / DraftKings Inc. - Class A   |   | 35,263,897  |   | 7.86  |   |
| 957 | 2/9/2023      | 13G   | SMR / NuScale Power Corporation - Class  |   | 3,427,793   |   | 6.61  |   |
| 958 | 2/9/2023      | 13G   | MIR / Mirion Technologies Inc. - Class A   |   | 12,577,497  |   | 6.29  |   |
| 959 | 2/9/2023      | 13G   | FREE / Whole Earth Brands Inc - Class A  |   | 2,113,239   |   | 5.03  |   |
| 960 | 2/9/2023      | 13G   | XM / Qualtrics International Inc - Class A   |   | 10,224,441  |   | 6.1   |   |
| 961 | 2/9/2023      | 13G   | ICFI / ICF International, Inc  | 923,377   | 963,584   | 4.35  | 5.11  | 4.29  |
| 962 | 2/9/2023      | 13G   | BHPLF / BHP Group Limited  | 141,986,759   | 255,491,040   | 79.94   | 5.04  | 4.78  |
| 963 | 2/9/2023      | 13G   | 6VL / Proterra Inc   |   | 18,794,569  |   | 8.33  |   |
| 964 | 2/9/2023      | 13G   | FTAI / FTAI Aviation Ltd - Class A   |   | 7,629,567   |   | 7.68  |   |
| 965 | 2/9/2023      | 13G/A   | SBCF / Seacoast Banking Corp. Of Florida   | 3,619,289   | 4,528,249   | 25.11   | 6.8   | 9.68  |
| 966 | 2/9/2023      | 13G/A   | SRPT / Sarepta Therapeutics Inc  | 8,311,108   | 8,033,264   | -3.34   | 9.15  | -4.09   |
| 967 | 2/9/2023      | 13G/A   | SHW / Sherwin-Williams Co.   | 20,613,398  | 21,083,709  | 2.28  | 8.14  | 3.56  |
| 968 | 2/9/2023      | 13G/A   | SKY / Skyline Champion Corp  | 5,903,040   | 6,038,081   | 2.29  | 10.61   | 2.22  |
| 969 | 2/9/2023      | 13G/A   | TITN / Titan Machinery Inc   | 1,221,355   | 1,358,997   | 11.27   | 5.98  | 10.54   |
| 970 | 2/9/2023      | 13G/A   | UTZ / Utz Brands Inc - Class A   | 6,307,658   | 6,839,761   | 8.44  | 8.46  | 4.06  |
| 971 | 2/9/2023      | 13G/A   | USB / U.S. Bancorp.  | 109,186,579   | 119,477,892   | 9.43  | 7.81  | 6.11  |
| 972 | 2/9/2023      | 13G/A   | UWMC / UWM Holdings Corporation -  | 7,930,982   | 7,528,147   | -5.08   | 8.13  | 2.91  |
| 973 | 2/9/2023      | 13G/A   | WSO / Watsco Inc. - Class A  | 3,311,836   | 3,210,219   | -3.07   | 9.65  | -3.79   |
| 974 | 2/9/2023      | 13G/A   | XRX / Xerox Holdings Corp  | 13,617,636  | 13,116,464  | -3.68   | 8.47  | 11.01   |
| 975 | 2/9/2023      | 13G/A   | WCN / Waste Connections Inc  | 26,355,728  | 27,667,266  | 4.98  | 10.76   | 6.32  |
| 976 | 2/9/2023      | 13G/A   | RMD / Resmed Inc.  | 16,119,963  | 17,028,881  | 5.64  | 11.63   | 5.15  |
| 977 | 2/9/2023      | 13G/A   | SKYW / Skywest Inc.  | 5,724,478   | 6,171,853   | 7.82  | 12.2  | 7.39  |
| 978 | 2/9/2023      | 13G/A   | SR / Spire Inc.  | 5,172,727   | 5,492,262   | 6.18  | 10.45   | 4.5   |
| 979 | 2/9/2023      | 13G/A   | SIX / Six Flags Entertainment Corp   | 8,726,723   | 8,601,813   | -1.43   | 10.34   | 2.38  |
| 980 | 2/9/2023      | 13G/A   | TSN / Tyson Foods, Inc. - Class A  | 34,940,320  | 38,724,256  | 10.83   | 13.45   | 12.84   |
| 981 | 2/9/2023      | 13G/A   | UPS / United Parcel Service, Inc. - Class B  | 64,571,614  | 67,566,426  | 4.64  | 9.26  | 4.51  |
| 982 | 2/9/2023      | 13G/A   | UNH / Unitedhealth Group Inc   | 79,483,862  | 84,052,380  | 5.75  | 9   | 6.64  |
| 983 | 2/9/2023      | 13G/A   | UTHR / United Therapeutics Corp  | 4,160,963   | 4,480,719   | 7.68  | 9.83  | 6.39  |
| 984 | 2/9/2023      | 13G/A   | VCEL / Vericel Corp  | 3,049,063   | 3,307,928   | 8.49  | 7   | 7.53  |
| 985 | 2/9/2023      | 13G/A   | USNA / Usana Health Sciences Inc   | 1,498,731   | 1,534,910   | 2.41  | 7.99  | 3.77  |
| 986 | 2/9/2023      | 13G/A   | UEIC / Universal Electronics Inc.  | 826,722   | 770,054   | -6.85   | 6.07  | -3.8  |
| 987 | 2/9/2023      | 13G/A   | NUVA / Nuvasive Inc  | 5,313,551   | 6,236,112   | 17.36   | 11.96   | 17.14   |
| 988 | 2/9/2023      | 13G/A   | RJF / Raymond James Financial, Inc.  | 21,356,497  | 23,255,887  | 8.89  | 10.81   | 5.05  |
| 989 | 2/9/2023      | 13G/A   | SPGI / S&P Global Inc  | 20,328,152  | 28,933,423  | 42.33   | 8.88  | 5.34  |








Raw (\*.xlsx) attached.

|      | A             | B   | C  | D   | E   | F   | G   | H   |
|------|---------------|---|--|---|---|---|---|---|
|      | SEC File Date | Form  | Security   | Prev Shares   | Current Shares  | ΔShares %   | % Ownership   | % ΔOwnership  |
| 1    |               |  |  |  |  |  |  |  |
| 990  | 2/9/2023      | 13G/A   | <a href="#">SPPI / Spectrum Pharmaceuticals, Inc.</a>                              | 9,492,321   | 8,400,287   | -11.5   | 4.13  | -28.67  |
| 991  | 2/9/2023      | 13G/A   | <a href="#">WOR / Worthington Industries, Inc.</a>                                 | 3,316,859   | 3,352,776   | 1.08  | 6.9   | 4.7   |
| 992  | 2/9/2023      | 13G/A   | <a href="#">VYGR / Voyager Therapeutics Inc</a>                                    | 2,072,045   | 1,955,172   | -5.64   | 5.06  | -7.33   |
| 993  | 2/9/2023      | 13G/A   | <a href="#">VMEQ / Vimeo Inc</a>   | 12,634,772  | 13,626,355  | 7.85  | 8.68  | 7.16  |
| 994  | 2/9/2023      | 13G/A   | <a href="#">URI / United Rentals, Inc.</a>   | 7,992,397   | 8,110,194   | 1.47  | 11.7  | 5.98  |
| 995  | 2/9/2023      | 13G/A   | <a href="#">WMG / Warner Music Group Corp - Class</a>                              | 8,535,823   | 10,421,289  | 22.09   | 7.6   | 9.51  |
| 996  | 2/9/2023      | 13G/A   | <a href="#">REVG / REV Group Inc</a>   | 3,292,089   | 3,076,744   | -6.54   | 5.14  | 1.58  |
| 997  | 2/9/2023      | 13G/A   | <a href="#">MNST / Monster Beverage Corp.</a>                                      | 29,500,911  | 31,210,025  | 5.79  | 5.98  | 7.17  |
| 998  | 2/9/2023      | 13G/A   | <a href="#">NLS / Nautilus Inc</a>   | 1,614,983   | 1,476,616   | -8.57   | 4.66  | -10.04  |
| 999  | 2/9/2023      | 13G/A   | <a href="#">NXGN / NextGen Healthcare Inc</a>                                      | 6,495,700   | 6,389,869   | -1.63   | 9.45  | -0.53   |
| 1000 | 2/9/2023      | 13G/A   | <a href="#">SAVE / Spirit Airlines Inc</a>   | 9,787,189   | 10,157,579  | 3.78  | 9.33  | 3.32  |
| 1001 | 2/9/2023      | 13G/A   | <a href="#">TW / Tradeweb Markets Inc Cls A</a>                                    | 9,082,472   | 10,276,137  | 13.14   | 9.25  | 7.06  |
| 1002 | 2/9/2023      | 13G/A   | <a href="#">UIS / Unisys Corp.</a>   | 8,656,729   | 8,111,780   | -6.3  | 11.97   | -7.14   |
| 1003 | 2/9/2023      | 13G/A   | <a href="#">TROX / Tronox Holdings plc - Class A</a>                               | 11,287,138  | 13,114,212  | 16.19   | 8.49  | 15.67   |
| 1004 | 2/9/2023      | 13G/A   | <a href="#">TREX / TREX Co., Inc.</a>  | 10,423,686  | 10,175,044  | -2.39   | 9.27  | 2.43  |
| 1005 | 2/9/2023      | 13G/A   | <a href="#">URBN / Urban Outfitters, Inc.</a>                                      | 6,794,736   | 6,769,015   | -0.38   | 7.34  | 5.76  |
| 1006 | 2/9/2023      | 13G/A   | <a href="#">UVE / Universal Insurance Holdings Inc</a>                             | 2,984,037   | 1,889,704   | -36.67  | 6.19  | -35.32  |
| 1007 | 2/9/2023      | 13G/A   | <a href="#">TRU / TransUnion</a>   | 16,690,340  | 17,617,884  | 5.56  | 9.14  | 4.94  |
| 1008 | 2/9/2023      | 13G/A   | <a href="#">W / Wayfair Inc - Class A</a>  | 6,407,441   | 6,845,552   | 6.84  | 8.41  | 2.31  |
| 1009 | 2/9/2023      | 13G/A   | <a href="#">OI / O-I Glass Inc</a>   | 18,970,857  | 19,560,317  | 3.11  | 12.61   | 4.21  |
| 1010 | 2/9/2023      | 13G/A   | <a href="#">PUBM / PubMatic Inc - Class A</a>                                      | 4,290,196   | 4,421,931   | 3.07  | 10.24   | 0.69  |
| 1011 | 2/9/2023      | 13G/A   | <a href="#">SLQT / SelectQuote Inc</a>   | 12,957,297  | 6,781,237   | -47.66  | 4.07  | -48.48  |
| 1012 | 2/9/2023      | 13G/A   | <a href="#">SLCA / U.S. Silica Holdings Inc</a>                                    | 4,982,505   | 6,664,539   | 33.76   | 8.8   | 31.74   |
| 1013 | 2/9/2023      | 13G/A   | <a href="#">TWLO / Twilio Inc Class A</a>  | 10,443,890  | 16,537,284  | 58.34   | 9.48  | 52.9  |
| 1014 | 2/9/2023      | 13G/A   | <a href="#">US98262P1012 / Weight Watchers</a>                                     | 7,153,861   | 5,499,583   | -23.12  | 7.8   | -23.68  |
| 1015 | 2/9/2023      | 13G/A   | <a href="#">TRTN / Triton International Ltd</a>                                    | 7,822,215   | 7,860,482   | 0.49  | 13.36   | 14.09   |
| 1016 | 2/9/2023      | 13G/A   | <a href="#">UNF / Unifirst Corp.</a>   | 1,622,689   | 1,689,223   | 4.1   | 11.19   | 4.97  |
| 1017 | 2/9/2023      | 13G/A   | <a href="#">UAA / Under Armour Inc - Class A</a>                                   | 19,894,614  | 16,805,998  | -15.52  | 8.91  | -15.55  |
| 1018 | 2/9/2023      | 13G/A   | <a href="#">ZION / Zions Bancorporation N.A</a>                                    | 18,399,658  | 21,079,668  | 14.57   | 14.09   | 19.81   |
| 1019 | 2/9/2023      | 13G/A   | <a href="#">ZBH / Zimmer Biomet Holdings Inc</a>                                   | 23,102,761  | 24,055,739  | 4.12  | 11.46   | 3.8   |
| 1020 | 2/9/2023      | 13G/A   | <a href="#">YORW / York Water Co.</a>  | 841,002   | 922,407   | 9.68  | 6.46  | 0.62  |
| 1021 | 2/9/2023      | 13G/A   | <a href="#">YEXT / Yext Inc</a>  | 13,789,768  | 14,958,308  | 8.47  | 12.25   | 16.56   |
| 1022 | 2/9/2023      | 13G/A   | <a href="#">ZBRA / Zebra Technologies Corp. - Class A</a>                          | 5,902,683   | 5,910,264   | 0.13  | 11.45   | 3.62  |
| 1023 | 2/9/2023      | 13G/A   | <a href="#">ZM / Zoom Video Communications Inc -</a>                               | 13,114,697  | 20,207,290  | 54.08   | 8.23  | 52.13   |
| 1024 | 2/9/2023      | 13G/A   | <a href="#">ZS / Zscaler Inc</a>   | 7,543,542   | 8,183,936   | 8.49  | 5.67  | 5.19  |
| 1025 | 2/9/2023      | 13G/A   | <a href="#">UNFI / United Natural Foods Inc.</a>                                   | 6,567,828   | 7,160,905   | 9.03  | 11.97   | 5.84  |
| 1026 | 2/9/2023      | 13G/A   | <a href="#">ROG / Rogers Corp.</a>   | 2,042,551   | 2,177,866   | 6.62  | 11.58   | 6.14  |
| 1027 | 2/9/2023      | 13G/A   | <a href="#">LUV / Southwest Airlines Co</a>  | 61,814,978  | 65,581,138  | 6.09  | 11.05   | 5.84  |
| 1028 | 2/9/2023      | 13G/A   | <a href="#">PCRX / Pacira BioSciences Inc</a>                                      | 4,665,955   | 4,925,195   | 5.56  | 10.73   | 2.48  |
| 1029 | 2/9/2023      | 13G/A   | <a href="#">TTMI / TTM Technologies Inc</a>  | 11,227,551  | 11,706,735  | 4.27  | 11.45   | 6.41  |
| 1030 | 2/9/2023      | 13G/A   | <a href="#">PNR / Pentair plc</a>  | 18,751,649  | 19,553,998  | 4.28  | 11.89   | 4.94  |
| 1031 | 2/9/2023      | 13G/A   | <a href="#">WCC / Wesco International, Inc.</a>                                    | 4,522,306   | 4,652,716   | 2.88  | 9.15  | 2.01  |
| 1032 | 2/9/2023      | 13G/A   | <a href="#">OHI / Omega Healthcare Investors, Inc.</a>                             | 34,818,500  | 34,382,537  | -1.25   | 14.68   | 0.75  |
| 1033 | 2/9/2023      | 13G/A   | <a href="#">WST / West Pharmaceutical Services, Inc.</a>                           | 8,633,853   | 8,988,409   | 4.11  | 12.14   | 4.21  |
| 1034 | 2/9/2023      | 13G/A   | <a href="#">YETI / YETI Holdings Inc</a>   | 7,687,546   | 7,953,540   | 3.46  | 9.22  | 5.13  |
| 1035 | 2/9/2023      | 13G/A   | <a href="#">VSH / Vishay Intertechnology, Inc.</a>                                 | 13,258,047  | 13,736,683  | 3.61  | 10.6  | 5.89  |
| 1036 | 2/9/2023      | 13G/A   | <a href="#">SAGE / Sage Therapeutics Inc</a>                                       | 4,578,241   | 4,885,552   | 6.71  | 8.21  | 5.66  |
| 1037 | 2/9/2023      | 13G/A   | <a href="#">VRTS / Virtus Investment Partners Inc</a>                              | 847,963   | 896,637   | 5.74  | 12.4  | 10.91   |
| 1038 | 2/9/2023      | 13G/A   | <a href="#">HCC / Warrior Met Coal Inc</a>   | 6,102,910   | 7,106,826   | 16.45   | 13.76   | 15.92   |
| 1039 | 2/9/2023      | 13G/A   | <a href="#">UTMD / Utah Medical Products, Inc.</a>                                 | 189,573   | 167,690   | -11.54  | 4.62  | -10.98  |
| 1040 | 2/9/2023      | 13G/A   | <a href="#">PRI / Primerica Inc</a>  | 4,501,901   | 3,899,195   | -13.39  | 10.57   | -7.28   |
| 1041 | 2/9/2023      | 13G/A   | <a href="#">UA / Under Armour Inc - Class C</a>                                    | 23,616,345  | 21,892,790  | -7.3  | 9.56  | -6.09   |








Raw (\*.xlsx) attached.

|      | A             | B   | C   | D   | E   | F   | G   | H   |
|------|---------------|---|---|---|---|---|---|---|
|      | SEC File Date | Form  | Security  | Prev Shares   | Current Shares  | ΔShares %   | % Ownership   | % ΔOwnership  |
| 1    |               |  |  |  |  |  |  |  |
| 1042 | 2/9/2023      | 13G/A   | WDFC / WD-40 Co.  | 1,609,971   | 1,645,345   | 2.2   | 12.12   | 3.24  |
| 1043 | 2/9/2023      | 13G/A   | MAPS / WM Technology Inc - Class A  | 3,331,221   | 5,962,048   | 78.97   | 6.56  | 29.39   |
| 1044 | 2/9/2023      | 13G/A   | ROKU / Roku Inc - Class A   | 10,048,797  | 11,160,020  | 11.06   | 9.16  | 7.26  |
| 1045 | 2/9/2023      | 13G/A   | SSTK / Shutterstock Inc   | 2,749,572   | 3,010,586   | 9.49  | 8.41  | 11.84   |
| 1046 | 2/9/2023      | 13G/A   | UVSP / Univest Financial Corp   | 1,487,235   | 1,516,635   | 1.98  | 5.19  | 2.77  |
| 1047 | 2/9/2023      | 13G/A   | RSI / Rush Street Interactive Inc - Class A                                       | 4,595,879   | 4,947,347   | 7.65  | 7.71  | -0.64   |
| 1048 | 2/9/2023      | 13G/A   | SEE / Sealed Air Corp.  | 16,315,588  | 16,761,290  | 2.73  | 11.59   | 5.27  |
| 1049 | 2/9/2023      | 13G/A   | WOW / WideOpenWest Inc  | 4,963,901   | 5,332,630   | 7.43  | 6.08  | 6.67  |
| 1050 | 2/9/2023      | 13G/A   | LMAT / Lemaitre Vascular Inc  | 1,295,354   | 1,477,542   | 14.06   | 6.72  | 13.32   |
| 1051 | 2/9/2023      | 13G/A   | SON / Sonoco Products Co.   | 10,419,701  | 10,922,717  | 4.83  | 11.2  | 5.66  |
| 1052 | 2/9/2023      | 13G/A   | WPC / W. P. Carey Inc   | 26,318,273  | 29,309,215  | 11.36   | 14.09   | -0.28   |
| 1053 | 2/9/2023      | 13G/A   | OCGN / Ocugen Inc   | 10,605,494  | 11,859,143  | 11.82   | 5.42  | 1.88  |
| 1054 | 2/9/2023      | 13G/A   | RITM / Rithm Capital Corporation  | 41,980,007  | 44,733,562  | 6.56  | 9.44  | 4.89  |
| 1055 | 2/9/2023      | 13G/A   | TDW / Tidewater Inc. - New  | 2,069,392   | 2,646,378   | 27.88   | 5.24  | 4.59  |
| 1056 | 2/9/2023      | 13G/A   | RLAY / Relay Therapeutics Inc   | 6,198,442   | 10,384,218  | 67.53   | 8.59  | 49.65   |
| 1057 | 2/9/2023      | 13G/A   | SPNT / SiriusPoint Ltd  | 9,556,940   | 9,875,614   | 3.33  | 6.09  | 3.22  |
| 1058 | 2/9/2023      | 13G/A   | SPTN / SpartanNash Co   | 2,726,667   | 2,985,855   | 9.51  | 8.46  | 11.46   |
| 1059 | 2/9/2023      | 13G/A   | LDI / LoanDepot Inc - Class A   | 1,495,996   | 3,706,283   | 147.75  | 5.14  | -31.19  |
| 1060 | 2/9/2023      | 13G/A   | VREX / Varex Imaging Corp   | 4,264,345   | 4,610,447   | 8.12  | 11.5  | 6.68  |
| 1061 | 2/9/2023      | 13G/A   | KNBE / KnowBe4 Inc - Class A  | 8,150,830   | 8,327,956   | 2.17  | 6.32  | -38.22  |
| 1062 | 2/9/2023      | 13G/A   | LMND / Lemonade Inc   | 3,324,966   | 4,523,743   | 36.05   | 6.54  | 21.34   |
| 1063 | 2/9/2023      | 13G/A   | MXL / MaxLinear Inc   | 7,807,731   | 9,108,946   | 16.67   | 11.59   | 13.96   |
| 1064 | 2/9/2023      | 13G/A   | PETS / Petmed Express, Inc.   | 1,406,170   | 1,483,238   | 5.48  | 7.04  | 4.92  |
| 1065 | 2/9/2023      | 13G/A   | SI / Silvergate Capital Corp - Class A  | 2,605,254   | 2,999,083   | 15.12   | 9.47  | 10.24   |
| 1066 | 2/9/2023      | 13G/A   | SCHN / Schnitzer Steel Industries, Inc. -   | 2,724,592   | 2,587,403   | -5.04   | 9.52  | -6.58   |
| 1067 | 2/9/2023      | 13G/A   | CREE / Cree, Inc.   | 10,927,379  | 11,929,675  | 9.17  | 9.6   | 2.13  |
| 1068 | 2/9/2023      | 13G/A   | SLGN / Silgan Holdings Inc.   | 8,580,027   | 8,936,105   | 4.15  | 8.12  | 4.5   |
| 1069 | 2/9/2023      | 13G/A   | SSB / SouthState Corporation  | 7,914,710   | 8,451,132   | 6.78  | 11.16   | 7.41  |
| 1070 | 2/9/2023      | 13G/A   | KOP / Koppers Holdings Inc  | 2,369,178   | 2,358,636   | -0.44   | 11.29   | 1.53  |
| 1071 | 2/9/2023      | 13G/A   | LFUS / Littelfuse, Inc.   | 2,465,359   | 2,546,324   | 3.28  | 10.29   | 2.8   |
| 1072 | 2/9/2023      | 13G/A   | SEAS / SeaWorld Entertainment Inc   | 5,105,679   | 3,952,836   | -22.58  | 6.19  | -6.35   |
| 1073 | 2/9/2023      | 13G/A   | WSM / Williams-Sonoma, Inc.   | 7,698,131   | 7,937,719   | 3.11  | 11.92   | 12.99   |
| 1074 | 2/9/2023      | 13G/A   | K / Kellogg Co  | 28,706,271  | 30,733,548  | 7.06  | 9.01  | 7.01  |
| 1075 | 2/9/2023      | 13G/A   | LPX / Louisiana-Pacific Corp.   | 10,087,146  | 6,882,797   | -31.77  | 9.6   | -16.23  |
| 1076 | 2/9/2023      | 13G/A   | TDUP / ThredUp Inc - Class A  | 4,457,200   | 3,588,234   | -19.5   | 5.13  | -39.86  |
| 1077 | 2/9/2023      | 13G/A   | TRMB / Trimble Inc  | 27,233,198  | 28,049,922  | 3   | 11.37   | 4.79  |
| 1078 | 2/9/2023      | 13G/A   | PDCO / Patterson Companies Inc.   | 8,684,983   | 9,240,985   | 6.4   | 9.52  | 6.85  |
| 1079 | 2/9/2023      | 13G/A   | MD / Pediatrix Medical Group Inc  | 9,329,814   | 9,738,017   | 4.38  | 11.72   | 8.62  |
| 1080 | 2/9/2023      | 13G/A   | SITM / SiTime Corp  | 1,444,572   | 1,572,229   | 8.84  | 7.33  | 4.27  |
| 1081 | 2/9/2023      | 13G/A   | SEMR / SEMrush Holdings Inc - Class A   | 2,000,559   | 3,150,111   | 57.46   | 7.22  | 8.9   |
| 1082 | 2/9/2023      | 13G/A   | RRC / Range Resources Corp  | 27,351,074  | 24,766,887  | -9.45   | 10.25   | -2.66   |
| 1083 | 2/9/2023      | 13G/A   | UBA / Urstadt Biddle Properties, Inc. -   | 4,058,053   | 3,936,381   | -3  | 13.19   | -2.22   |
| 1084 | 2/9/2023      | 13G/A   | RARE / Ultragenyx Pharmaceutical Inc.   | 5,920,568   | 6,374,230   | 7.66  | 9.09  | 4.6   |
| 1085 | 2/9/2023      | 13G/A   | WWE / World Wrestling Entertainment,  | 4,152,240   | 4,128,663   | -0.57   | 9.54  | 2.69  |
| 1086 | 2/9/2023      | 13G/A   | SNA / Snap-on, Inc.   | 6,321,416   | 6,628,609   | 4.86  | 12.47   | 5.59  |
| 1087 | 2/9/2023      | 13G/A   | RHI / Robert Half Inc   | 13,631,963  | 13,692,357  | 0.44  | 12.62   | 3.1   |
| 1088 | 2/9/2023      | 13G/A   | VEEV / Veeva Systems Inc - Class A  | 12,755,644  | 13,535,591  | 6.11  | 9.6   | 4.58  |
| 1089 | 2/9/2023      | 13G/A   | VMI / Valmont Industries, Inc.  | 2,145,311   | 2,153,702   | 0.39  | 10.1  | 0.4   |
| 1090 | 2/9/2023      | 13G/A   | VRTX / Vertex Pharmaceuticals, Inc.   | 20,155,842  | 21,546,903  | 6.9   | 8.39  | 5.8   |
| 1091 | 2/9/2023      | 13G/A   | UMBF / UMB Financial Corp.  | 4,300,446   | 4,459,978   | 3.71  | 9.23  | 3.82  |
| 1092 | 2/9/2023      | 13G/A   | WBA / Walgreens Boots Alliance Inc  | 59,253,434  | 61,519,967  | 3.83  | 7.13  | 3.94  |
| 1093 | 2/9/2023      | 13G/A   | WELL / Welltower Inc.   | 68,821,686  | 75,690,885  | 9.98  | 16.02   | 1.33  |






Raw (\*.xlsx) attached.

|      | A             | B   | C  | D   | E   | F   | G   | H   |
|------|---------------|---|--|---|---|---|---|---|
|      | SEC File Date | Form  | Security   | Prev Shares   | Current Shares  | ΔShares %   | % Ownership   | % ΔOwnership  |
| 1    |               |  |  |  |  |  |  |  |
| 1094 | 2/9/2023      | 13G/A   | <a href="#">LCII / LCI Industries</a>  | 2,695,475   | 2,820,043   | 4.62  | 11.09   | 3.94  |
| 1095 | 2/9/2023      | 13G/A   | <a href="#">VERX / Vertex Inc Class A</a>  | 2,621,819   | 3,598,337   | 37.25   | 7.38  | 14.77   |
| 1096 | 2/9/2023      | 13G/A   | <a href="#">YELP / Yelp Inc</a>  | 7,660,974   | 9,478,827   | 23.73   | 13.6  | 29.65   |
| 1097 | 2/9/2023      | 13G/A   | <a href="#">OGN / Organon &amp; Co.</a>  | 28,774,673  | 31,471,695  | 9.37  | 12.37   | 8.99  |
| 1098 | 2/9/2023      | 13G/A   | <a href="#">NNN / NNN REIT Inc</a>   | 25,837,049  | 26,777,900  | 3.64  | 14.98   | 1.84  |
| 1099 | 2/9/2023      | 13G/A   | <a href="#">FOUR / Shift4 Payments Inc - Class A</a>                               | 4,626,417   | 4,811,405   | 4   | 9.08  | 1.11  |
| 1100 | 2/9/2023      | 13G/A   | <a href="#">SONO / Sonos Inc</a>   | 13,604,113  | 14,039,124  | 3.2   | 11.08   | 3.94  |
| 1101 | 2/9/2023      | 13G/A   | <a href="#">H / Hyatt Hotels Corporation - Class A</a>                             | 4,333,753   | 4,346,547   | 0.3   | 9.04  | 4.87  |
| 1102 | 2/9/2023      | 13G/A   | <a href="#">LGF.A / Lions Gate Entertainment Corp. -</a>                           | 5,571,022   | 6,645,198   | 19.28   | 7.97  | 18.96   |
| 1103 | 2/9/2023      | 13G/A   | <a href="#">JLL / Jones Lang Lasalle Inc.</a>                                      | 7,304,857   | 7,018,465   | -3.92   | 14.79   | 2.21  |
| 1104 | 2/9/2023      | 13G/A   | <a href="#">LBRDK / Liberty Broadband Corp - Series</a>                            | 12,658,410  | 11,050,032  | -12.71  | 8.68  | 2.12  |
| 1105 | 2/9/2023      | 13G/A   | <a href="#">MEI / Methode Electronics, Inc.</a>                                    | 4,017,116   | 4,167,316   | 3.74  | 11.55   | 7.14  |
| 1106 | 2/9/2023      | 13G/A   | <a href="#">MYE / Myers Industries Inc.</a>  | 2,477,910   | 2,557,365   | 3.21  | 7.01  | 2.49  |
| 1107 | 2/9/2023      | 13G/A   | <a href="#">NTST / Netstreet Corp</a>  | 5,528,292   | 5,311,907   | -3.91   | 9.68  | -3.87   |
| 1108 | 2/9/2023      | 13G/A   | <a href="#">PAYC / Paycom Software Inc</a>   | 5,461,630   | 5,782,895   | 5.88  | 9.63  | 5.82  |
| 1109 | 2/9/2023      | 13G/A   | <a href="#">VIR / Vir Biotechnology Inc</a>  | 7,330,131   | 10,094,501  | 37.71   | 7.58  | 35.36   |
| 1110 | 2/9/2023      | 13G/A   | <a href="#">PEB / Pebblebrook Hotel Trust</a>                                      | 19,324,962  | 19,704,439  | 1.96  | 14.99   | 1.9   |
| 1111 | 2/9/2023      | 13G/A   | <a href="#">POOL / Pool Corporation</a>  | 4,411,856   | 4,448,410   | 0.83  | 11.39   | 3.45  |
| 1112 | 2/9/2023      | 13G/A   | <a href="#">OUST / Ouster Inc - Class A</a>  | 10,634,089  | 7,402,497   | -30.39  | 4.01  | -35.32  |
| 1113 | 2/9/2023      | 13G/A   | <a href="#">PGTI / PGT Innovations Inc</a>   | 3,781,138   | 3,965,712   | 4.88  | 6.61  | 4.26  |
| 1114 | 2/9/2023      | 13G/A   | <a href="#">TEL / TE Connectivity Ltd - Registered</a>                             | 27,312,606  | 28,082,806  | 2.82  | 8.85  | 5.73  |
| 1115 | 2/9/2023      | 13G/A   | <a href="#">TFX / Teleflex Incorporated</a>  | 5,063,204   | 5,420,563   | 7.06  | 11.56   | 6.94  |
| 1116 | 2/9/2023      | 13G/A   | <a href="#">TMO / Thermo Fisher Scientific Inc.</a>                                | 31,103,788  | 32,534,676  | 4.6   | 8.3   | 5.2   |
| 1117 | 2/9/2023      | 13G/A   | <a href="#">TXRH / Texas Roadhouse Inc</a>   | 6,907,665   | 6,880,958   | -0.39   | 10.28   | 1.48  |
| 1118 | 2/9/2023      | 13G/A   | <a href="#">TMHC / Taylor Morrison Home Corp.</a>                                  | 11,411,504  | 10,981,199  | -3.77   | 10.14   | 1   |
| 1119 | 2/9/2023      | 13G/A   | <a href="#">THR / Thermon Group Holdings Inc</a>                                   | 3,079,326   | 3,194,907   | 3.75  | 9.54  | 3.25  |
| 1120 | 2/9/2023      | 13G/A   | <a href="#">TPL / Texas Pacific Land Corporation</a>                               | 581,633   | 631,365   | 8.55  | 8.2   | 9.19  |
| 1121 | 2/9/2023      | 13G/A   | <a href="#">VRTV / Veritiv Corp</a>  | 918,243   | 987,278   | 7.52  | 7.32  | 16.38   |
| 1122 | 2/9/2023      | 13G/A   | <a href="#">TYL / Tyler Technologies, Inc.</a>                                     | 4,536,823   | 4,752,857   | 4.76  | 11.41   | 3.07  |
| 1123 | 2/9/2023      | 13G/A   | <a href="#">VFC / VF Corp.</a>   | 40,200,890  | 42,201,852  | 4.98  | 10.86   | 5.03  |
| 1124 | 2/9/2023      | 13G/A   | <a href="#">COOP / Mr. Cooper Group Inc</a>  | 8,125,291   | 7,369,276   | -9.3  | 10.44   | -5.18   |
| 1125 | 2/9/2023      | 13G/A   | <a href="#">PRGS / Progress Software Corp.</a>                                     | 4,861,203   | 5,012,970   | 3.12  | 11.66   | 5.14  |
| 1126 | 2/9/2023      | 13G/A   | <a href="#">O / Realty Income Corp.</a>  | 89,344,766  | 100,758,107   | 12.77   | 16.07   | 1.77  |
| 1127 | 2/9/2023      | 13G/A   | <a href="#">DGX / Quest Diagnostics, Inc.</a>                                      | 13,377,729  | 13,973,339  | 4.45  | 12.27   | 12.47   |
| 1128 | 2/9/2023      | 13G/A   | <a href="#">SCPL / Sciply Corp - Class A</a>                                       | 1,999,214   | 1,945,151   | -2.7  | 8.57  | 5.15  |
| 1129 | 2/9/2023      | 13G/A   | <a href="#">SHO / Sunstone Hotel Investors Inc</a>                                 | 32,275,293  | 34,677,153  | 7.44  | 16.48   | 11.96   |
| 1130 | 2/9/2023      | 13G/A   | <a href="#">ORCL / Oracle Corp.</a>  | 142,066,815   | 138,247,505   | -2.69   | 5.13  | -3.57   |
| 1131 | 2/9/2023      | 13G/A   | <a href="#">PAYX / Paychex Inc.</a>  | 29,121,393  | 30,787,344  | 5.72  | 8.54  | 5.82  |
| 1132 | 2/9/2023      | 13G/A   | <a href="#">OVID / Ovid Therapeutics Inc</a>                                       | 3,442,618   | 2,581,736   | -25.01  | 3.66  | -27.67  |
| 1133 | 2/9/2023      | 13G/A   | <a href="#">TXN / Texas Instruments Inc.</a>                                       | 84,942,678  | 87,509,560  | 3.02  | 9.64  | 4.78  |
| 1134 | 2/9/2023      | 13G/A   | <a href="#">TTGT / Techtargt Inc.</a>  | 1,835,477   | 1,981,138   | 7.94  | 6.76  | 6.12  |
| 1135 | 2/9/2023      | 13G/A   | <a href="#">TPX / Tempur Sealy International Inc</a>                               | 19,145,555  | 15,591,444  | -18.56  | 9.12  | -13.72  |
| 1136 | 2/9/2023      | 13G/A   | <a href="#">FTI / TechnipFMC plc</a>   | 23,516,585  | 9,096,352   | -61.32  | 2.04  | -60.92  |
| 1137 | 2/9/2023      | 13G/A   | <a href="#">TDC / Teradata Corp</a>  | 12,231,015  | 11,692,419  | -4.4  | 11.49   | 1.95  |
| 1138 | 2/9/2023      | 13G/A   | <a href="#">TRMK / Trustmark Corp.</a>   | 6,290,864   | 6,648,706   | 5.69  | 10.91   | 8.34  |
| 1139 | 2/9/2023      | 13G/A   | <a href="#">TDS / Telephone And Data Systems, Inc.</a>                             | 11,046,287  | 12,180,798  | 10.27   | 11.47   | 11.47   |
| 1140 | 2/9/2023      | 13G/A   | <a href="#">TRGP / Targa Resources Corp</a>  | 23,791,081  | 25,884,922  | 8.8   | 11.43   | 10.01   |
| 1141 | 2/9/2023      | 13G/A   | <a href="#">TRST / Trustco Bank Corp.</a>  | 1,302,042   | 1,304,610   | 0.2   | 6.85  | 1.18  |
| 1142 | 2/9/2023      | 13G/A   | <a href="#">LYLT.V / Loyalty Ventures Inc</a>                                      | 2,098,186   | 930,989   | -55.63  | 3.78  | -55.69  |
| 1143 | 2/9/2023      | 13G/A   | <a href="#">VTLE / Vital Energy Inc.</a>   | 1,084,967   | 1,152,140   | 6.19  | 6.85  | 7.7   |
| 1144 | 2/9/2023      | 13G/A   | <a href="#">LUNG / Pulmonx Corp</a>  | 2,524,488   | 2,419,620   | -4.15   | 6.47  | -5.55   |
| 1145 | 2/9/2023      | 13G/A   | <a href="#">SPB / Spectrum Brands Holdings Inc.</a>                                | 4,104,370   | 4,293,602   | 4.61  | 10.53   | 4.57  |

Raw (\*.xlsx) attached.








|      | A             | B   | C  | D   | E   | F   | G   | H   |
|------|---------------|---|--|---|---|---|---|---|
|      | SEC File Date | Form  | Security   | Prev Shares   | Current Shares  | ΔShares %   | % Ownership   | % ΔOwnership  |
| 1    |               |  |  |  |  |  |  |  |
| 1146 | 2/9/2023      | 13G/A   | <a href="#">SNV / Synovus Financial Corp.</a>                                      | 14,673,884  | 15,356,589  | 4.65  | 10.56   | 4.66  |
| 1147 | 2/9/2023      | 13G/A   | <a href="#">SMCI / Super Micro Computer Inc</a>                                    | 4,348,912   | 5,083,962   | 16.9  | 9.61  | 12.93   |
| 1148 | 2/9/2023      | 13G/A   | <a href="#">STOK / Stoke Therapeutics Inc</a>                                      | 1,912,182   | 1,602,045   | -16.22  | 4.06  | -21.92  |
| 1149 | 2/9/2023      | 13G/A   | <a href="#">SRCL / Stericycle Inc.</a>   | 8,358,752   | 8,845,201   | 5.82  | 9.6   | 5.49  |
| 1150 | 2/9/2023      | 13G/A   | <a href="#">SYF / Synchrony Financial</a>  | 65,499,366  | 58,021,118  | -11.42  | 12.88   | 7.6   |
| 1151 | 2/9/2023      | 13G/A   | <a href="#">STEM / Stem Inc - Class A</a>  | 12,086,688  | 13,642,662  | 12.87   | 8.83  | 5.5   |
| 1152 | 2/9/2023      | 13G/A   | <a href="#">STE / Steris Plc</a>   | 11,382,516  | 11,966,040  | 5.13  | 11.99   | 5.36  |
| 1153 | 2/9/2023      | 13G/A   | <a href="#">SLVM / Sylvamo Corp</a>  | 2,839,570   | 2,711,139   | -4.52   | 6.14  | -4.66   |
| 1154 | 2/9/2023      | 13G/A   | <a href="#">TGT / Target Corp</a>  | 42,664,160  | 42,782,234  | 0.28  | 9.29  | 4.38  |
| 1155 | 2/9/2023      | 13G/A   | <a href="#">RIG / Transocean Ltd</a>   | 51,597,016  | 63,405,047  | 22.89   | 8.78  | 11.56   |
| 1156 | 2/9/2023      | 13G/A   | <a href="#">TRHC / Tabula Rasa HealthCare Inc</a>                                  | 1,599,875   | 1,193,981   | -25.37  | 4.4   | -29.26  |
| 1157 | 2/9/2023      | 13G/A   | <a href="#">TUP / Tupperware Brands Corporation</a>                                | 3,344,376   | 2,482,684   | -25.77  | 5.58  | -18.42  |
| 1158 | 2/9/2023      | 13G/A   | <a href="#">VSTO / Vista Outdoor Inc</a>   | 4,848,633   | 5,057,716   | 4.31  | 8.94  | 5.67  |
| 1159 | 2/9/2023      | 13G/A   | <a href="#">UNIT / Uniti Group Inc</a>   | 38,062,322  | 38,272,931  | 0.55  | 16.14   | 0.12  |
| 1160 | 2/9/2023      | 13G/A   | <a href="#">SUI / Sun Communities, Inc.</a>  | 16,588,563  | 17,710,919  | 6.77  | 14.3  | 2.95  |
| 1161 | 2/9/2023      | 13G/A   | <a href="#">INN / Summit Hotel Properties Inc</a>                                  | 15,178,689  | 15,253,705  | 0.49  | 14.27   | 0.07  |
| 1162 | 2/9/2023      | 13G/A   | <a href="#">NCLH / Norwegian Cruise Line Holdings</a>                              | 45,160,452  | 47,475,416  | 5.13  | 11.27   | 4.06  |
| 1163 | 2/9/2023      | 13G/A   | <a href="#">BG / Bunge Ltd.</a>  |   | 15,170,725  |   | 10.13   |   |
| 1164 | 2/9/2023      | 13G/A   | <a href="#">FCFS / FirstCash Holdings Inc</a>                                      |   | 3,872,552   |   | 8.36  |   |
| 1165 | 2/9/2023      | 13G/A   | <a href="#">GOOG / Alphabet Inc - Class C</a>                                      | 21,035,884  | 422,660,991   | 1,909.24  | 6.94  | 4.83  |
| 1166 | 2/9/2023      | 13G/A   | <a href="#">CWEN / Clearway Energy Inc - Class C</a>                               | 8,177,297   | 8,598,712   | 5.15  | 10.46   | 4.6   |
| 1167 | 2/9/2023      | 13G/A   | <a href="#">WRK / WestRock Co</a>  | 30,367,382  | 30,927,175  | 1.84  | 12.15   | 5.29  |
| 1168 | 2/9/2023      | 13G/A   | <a href="#">PNM / PNM Resources Inc</a>  | 8,735,785   | 9,263,532   | 6.04  | 10.79   | 5.99  |
| 1169 | 2/9/2023      | 13G/A   | <a href="#">CWEN.A / Clearway Energy Inc - Class A</a>                             | 3,531,845   | 3,630,807   | 2.8   | 10.49   | 2.74  |
| 1170 | 2/9/2023      | 13G/A   | <a href="#">BLK / Blackrock Inc.</a>   | 12,236,134  | 13,580,827  | 10.99   | 9.04  | 12.3  |
| 1171 | 2/9/2023      | 13G/A   | <a href="#">EVRG / Evergy Inc</a>  | 28,830,566  | 29,243,403  | 1.43  | 12.74   | 0.31  |
| 1172 | 2/9/2023      | 13G/A   | <a href="#">GOOGL / Alphabet Inc - Class A</a>                                     | 22,972,466  | 482,277,696   | 1,999.37  | 8.07  | 5.63  |
| 1173 | 2/9/2023      | 13G/A   | <a href="#">COP / Conoco Phillips</a>  | 109,952,950   | 112,455,185   | 2.28  | 9.02  | 8.15  |
| 1174 | 2/9/2023      | 13G/A   | <a href="#">CE / Celanese Corp - Series A</a>                                      | 13,418,615  | 13,332,489  | -0.64   | 12.3  | -0.24   |
| 1175 | 2/9/2023      | 13G/A   | <a href="#">AEE / Ameren Corp.</a>   | 29,297,102  | 31,388,213  | 7.14  | 12.15   | 5.93  |
| 1176 | 2/9/2023      | 13G/A   | <a href="#">MO / Altria Group Inc.</a>   | 154,163,044   | 160,359,249   | 4.02  | 8.95  | 6.67  |
| 1177 | 2/9/2023      | 13G/A   | <a href="#">AWR / American States Water Co.</a>                                    | 4,493,142   | 4,668,822   | 3.91  | 12.63   | 3.87  |
| 1178 | 2/9/2023      | 13G/A   | <a href="#">ED / Consolidated Edison, Inc.</a>                                     | 41,301,294  | 43,349,680  | 4.96  | 12.22   | 4.62  |
| 1179 | 2/9/2023      | 13G/A   | <a href="#">CWST / Casella Waste Systems, Inc. -</a>                               | 4,629,147   | 4,764,755   | 2.93  | 9.4   | 2.4   |
| 1180 | 2/9/2023      | 13G/A   | <a href="#">AAPL / Apple Inc</a>   | 1,261,261,357   | 1,278,250,538   | 1.35  | 8.04  | 4.55  |
| 1181 | 2/9/2023      | 13G/A   | <a href="#">ETR / Entergy Corp.</a>  | 23,012,965  | 24,812,626  | 7.82  | 12.19   | 6.46  |
| 1182 | 2/9/2023      | 13G/A   | <a href="#">CPK / Chesapeake Utilities Corp</a>                                    | 1,294,976   | 1,435,316   | 10.84   | 8.09  | 9.92  |
| 1183 | 2/9/2023      | 13G/A   | <a href="#">CVX / Chevron Corp.</a>  | 163,400,131   | 159,036,903   | -2.67   | 8.22  | -3.07   |
| 1184 | 2/9/2023      | 13G/A   | <a href="#">MMM / 3M Co.</a>   | 50,240,763  | 46,872,159  | -6.7  | 8.48  | -2.75   |
| 1185 | 2/9/2023      | 13G/A   | <a href="#">ACHC / Acadia Healthcare Company Inc</a>                               | 8,360,117   | 8,962,462   | 7.2   | 9.85  | 5.91  |
| 1186 | 2/9/2023      | 13G/A   | <a href="#">MPWR / Monolithic Power System Inc</a>                                 | 4,794,054   | 5,118,311   | 6.76  | 10.9  | 4.81  |
| 1187 | 2/9/2023      | 13G/A   | <a href="#">MOS / Mosaic Company</a>   | 41,707,783  | 39,787,718  | -4.6  | 11.69   | 3.82  |
| 1188 | 2/9/2023      | 13G/A   | <a href="#">STEP / StepStone Group Inc - Class A</a>                               | 4,731,311   | 4,927,489   | 4.15  | 7.94  | 0.38  |
| 1189 | 2/9/2023      | 13G/A   | <a href="#">LIN / Linde Plc.</a>   | 45,664,381  | 46,650,053  | 2.16  | 9.47  | 6.05  |
| 1190 | 2/9/2023      | 13G/A   | <a href="#">PSX / Phillips 66</a>  | 44,677,746  | 50,216,131  | 12.4  | 10.62   | 4.22  |
| 1191 | 2/9/2023      | 13G/A   | <a href="#">MPC / Marathon Petroleum Corp</a>                                      | 62,395,638  | 43,891,083  | -29.66  | 9.37  | -15.13  |
| 1192 | 2/9/2023      | 13G/A   | <a href="#">POR / Portland General Electric Co</a>                                 | 9,438,370   | 11,546,522  | 22.34   | 11.44   | 8.33  |
| 1193 | 2/9/2023      | 13G/A   | <a href="#">HE / Hawaiian Electric Industries, Inc.</a>                            | 11,456,626  | 12,617,364  | 10.13   | 11.53   | 10.02   |
| 1194 | 2/9/2023      | 13G/A   | <a href="#">PEP / PepsiCo Inc</a>  | 122,600,602   | 130,504,608   | 6.45  | 9.47  | 6.76  |
| 1195 | 2/9/2023      | 13G/A   | <a href="#">JPM / JPMorgan Chase &amp; Co.</a>                                     | 260,062,354   | 274,622,643   | 5.6   | 9.36  | 6.36  |
| 1196 | 2/9/2023      | 13G/A   | <a href="#">NWE / Northwestern Corp.</a>   | 5,525,331   | 6,266,775   | 13.42   | 10.85   | 6.16  |
| 1197 | 2/9/2023      | 13G/A   | <a href="#">OLN / Olin Corp.</a>   | 15,813,246  | 14,729,968  | -6.85   | 10.75   | 6.65  |

Raw (\*.xlsx) attached.






|      | A             | B   | C  | D   | E   | F   | G   | H   |
|------|---------------|---|--|---|---|---|---|---|
|      | SEC File Date | Form  | Security   | Prev Shares   | Current Shares  | ΔShares %   | % Ownership   | % ΔOwnership  |
| 1    |               |  |  |  |  |  |  |  |
| 1198 | 2/9/2023      | <a href="#">13G/A</a>   | <a href="#">KMB / Kimberly-Clark Corp.</a>   | 29,653,201  | 29,578,773  | -0.25   | 8.76  | -0.57   |
| 1199 | 2/9/2023      | <a href="#">13G/A</a>   | <a href="#">CEG / Constellation Energy Corporation</a>                             | 39,346,890  | 38,376,259  | -2.47   | 11.75   | -2.49   |
| 1200 | 2/9/2023      | <a href="#">13G/A</a>   | <a href="#">FCX / Freeport-McMoRan Inc</a>   | 114,741,622   | 117,165,294   | 2.11  | 8.2   | 4.99  |
| 1201 | 2/9/2023      | <a href="#">13G/A</a>   | <a href="#">GE / General Electric Co.</a>  | 82,214,690  | 86,785,547  | 5.56  | 7.94  | 6.01  |
| 1202 | 2/9/2023      | <a href="#">13G/A</a>   | <a href="#">LNT / Alliant Energy Corp.</a>   | 30,687,859  | 32,798,266  | 6.88  | 13.07   | 6.61  |
| 1203 | 2/9/2023      | <a href="#">13G/A</a>   | <a href="#">BE / Bloom Energy Corp - Class A</a>                                   | 12,528,546  | 15,557,012  | 24.17   | 8.67  | 2.24  |
| 1204 | 2/9/2023      | <a href="#">13G/A</a>   | <a href="#">ES / Eversource Energy</a>   | 41,753,614  | 45,116,646  | 8.05  | 12.95   | 6.76  |
| 1205 | 2/9/2023      | <a href="#">13G/A</a>   | <a href="#">FE / Firstenergy Corp.</a>   | 63,771,524  | 66,818,032  | 4.78  | 11.69   | -0.17   |
| 1206 | 2/9/2023      | <a href="#">13G/A</a>   | <a href="#">BRK.B / Berkshire Hathaway Inc. - Class B</a>                          | 131,774,278   | 138,242,690   | 4.91  | 10.62   | 5.04  |
| 1207 | 2/9/2023      | <a href="#">13G/A</a>   | <a href="#">AVA / Avista Corp.</a>   | 8,230,974   | 9,169,360   | 11.4  | 12.43   | 6.88  |
| 1208 | 2/9/2023      | <a href="#">13G/A</a>   | <a href="#">C / Citigroup Inc</a>  | 164,986,164   | 167,689,164   | 1.64  | 8.66  | 4.21  |
| 1209 | 2/9/2023      | <a href="#">13G/A</a>   | <a href="#">ALE / Allete, Inc.</a>   | 5,422,778   | 6,208,467   | 14.49   | 10.86   | 5.33  |
| 1210 | 2/9/2023      | <a href="#">13G/A</a>   | <a href="#">ADM / Archer Daniels Midland Co.</a>                                   | 59,271,969  | 62,387,832  | 5.26  | 11.36   | 7.27  |
| 1211 | 2/9/2023      | <a href="#">13G/A</a>   | <a href="#">BAC / Bank Of America Corp.</a>  | 586,192,046   | 607,703,467   | 3.67  | 7.58  | 5.87  |
| 1212 | 2/9/2023      | <a href="#">13G/A</a>   | <a href="#">APD / Air Products &amp; Chemicals Inc.</a>                            | 19,637,915  | 20,763,782  | 5.73  | 9.35  | 5.53  |
| 1213 | 2/9/2023      | <a href="#">13G/A</a>   | <a href="#">ADEA / Adeia Inc</a>   |   | 12,586,295  |   | 11.98   |   |
| 1214 | 2/9/2023      | <a href="#">13G/A</a>   | <a href="#">ALX / Alexander's Inc.</a>   | 340,857   | 325,311   | -4.56   | 6.37  | -4.5  |
| 1215 | 2/9/2023      | <a href="#">13G/A</a>   | <a href="#">ALEC / Alector Inc</a>   | 5,540,240   | 6,364,611   | 14.88   | 7.7   | 12.9  |
| 1216 | 2/9/2023      | <a href="#">13G/A</a>   | <a href="#">AFRM / Affirm Holdings Inc - Class A</a>                               | 14,615,334  | 18,794,360  | 28.59   | 8.17  | 16.38   |
| 1217 | 2/9/2023      | <a href="#">13G/A</a>   | <a href="#">AAN / Aarons Company Inc (The)</a>                                     | 3,754,972   | 2,587,711   | -31.09  | 8.41  | -29.51  |
| 1218 | 2/9/2023      | <a href="#">13G/A</a>   | <a href="#">SXC / SunCoke Energy Inc</a>   | 6,126,282   | 6,738,067   | 9.99  | 8.08  | 9.63  |
| 1219 | 2/9/2023      | <a href="#">13G/A</a>   | <a href="#">ARE / Alexandria Real Estate Equities Inc.</a>                         | 23,783,205  | 25,917,493  | 8.97  | 15.79   | 2.87  |
| 1220 | 2/9/2023      | <a href="#">13G/A</a>   | <a href="#">ALG / Alamo Group Inc.</a>   | 706,226   | 689,683   | -2.34   | 5.76  | -2.7  |
| 1221 | 2/9/2023      | <a href="#">13G/A</a>   | <a href="#">AKAM / Akamai Technologies Inc</a>                                     | 17,625,754  | 17,952,230  | 1.85  | 11.42   | 5.25  |
| 1222 | 2/9/2023      | <a href="#">13G/A</a>   | <a href="#">ADPT / Adaptive Biotechnologies Corp</a>                               | 11,031,288  | 11,794,168  | 6.92  | 8.25  | 5.5   |
| 1223 | 2/9/2023      | <a href="#">13G/A</a>   | <a href="#">AL / Air Lease Corp - Class A</a>                                      | 9,598,022   | 9,937,750   | 3.54  | 8.96  | 6.41  |
| 1224 | 2/9/2023      | <a href="#">13G/A</a>   | <a href="#">AAP / Advance Auto Parts Inc</a>                                       | 6,708,765   | 7,700,330   | 14.78   | 13  | 20.82   |
| 1225 | 2/9/2023      | <a href="#">13G/A</a>   | <a href="#">AEIS / Advanced Energy Industries Inc.</a>                             | 4,148,451   | 4,237,957   | 2.16  | 11.34   | 3   |
| 1226 | 2/9/2023      | <a href="#">13G/A</a>   | <a href="#">X / United States Steel Corp.</a>                                      | 23,269,714  | 21,033,474  | -9.61   | 8.98  | 4.3   |
| 1227 | 2/9/2023      | <a href="#">13G/A</a>   | <a href="#">ADBE / Adobe Inc</a>   | 38,433,923  | 39,402,963  | 2.52  | 8.48  | 4.95  |
| 1228 | 2/9/2023      | <a href="#">13G/A</a>   | <a href="#">AFL / Aflac Inc.</a>   | 55,327,773  | 54,915,312  | -0.75   | 8.83  | 5.62  |
| 1229 | 2/9/2023      | <a href="#">13G/A</a>   | <a href="#">AJRD / Aerojet Rocketdyne Holdings Inc</a>                             | 8,071,724   | 8,234,817   | 2.02  | 10.21   | 1.79  |
| 1230 | 2/9/2023      | <a href="#">13G/A</a>   | <a href="#">ABT / Abbott Laboratories</a>  | 149,152,264   | 155,480,794   | 4.24  | 8.92  | 5.81  |
| 1231 | 2/9/2023      | <a href="#">13G/A</a>   | <a href="#">RUN / Sunrun Inc</a>   | 17,940,655  | 18,897,702  | 5.33  | 8.87  | 2.31  |
| 1232 | 2/9/2023      | <a href="#">13G/A</a>   | <a href="#">AIR / AAR Corp.</a>  | 3,568,021   | 3,724,416   | 4.38  | 10.81   | 7.46  |
| 1233 | 2/9/2023      | <a href="#">13G/A</a>   | <a href="#">TWOU / 2U Inc</a>  | 6,615,809   | 7,388,597   | 11.68   | 9.45  | 7.63  |
| 1234 | 2/9/2023      | <a href="#">13G/A</a>   | <a href="#">ORA / Ormat Technologies Inc</a>                                       | 4,303,308   | 4,826,487   | 12.16   | 8.61  | 12.11   |
| 1235 | 2/9/2023      | <a href="#">13G/A</a>   | <a href="#">NI / NiSource Inc</a>  | 47,459,780  | 52,054,948  | 9.68  | 12.82   | 6.04  |
| 1236 | 2/9/2023      | <a href="#">13G/A</a>   | <a href="#">NEM / Newmont Corp</a>   | 65,686,310  | 69,210,466  | 5.37  | 8.72  | 5.83  |
| 1237 | 2/9/2023      | <a href="#">13G/A</a>   | <a href="#">ATGE / Adtalem Global Education Inc</a>                                | 5,187,988   | 4,891,122   | -5.72   | 10.77   | 3.36  |
| 1238 | 2/9/2023      | <a href="#">13G/A</a>   | <a href="#">WKC / World Kinect Corp</a>  | 6,742,945   | 7,046,588   | 4.5   | 11.38   | 6.65  |
| 1239 | 2/9/2023      | <a href="#">13G/A</a>   | <a href="#">DDD / 3D Systems Corp.</a>   | 13,457,857  | 13,839,058  | 2.83  | 10.55   | 0.09  |
| 1240 | 2/9/2023      | <a href="#">13G/A</a>   | <a href="#">NJR / New Jersey Resources Corporation</a>                             | 10,645,927  | 11,131,786  | 4.56  | 11.54   | 4.06  |
| 1241 | 2/9/2023      | <a href="#">13G/A</a>   | <a href="#">PCG / PG&amp;E Corp.</a>   | 219,490,888   | 224,115,552   | 2.11  | 11.28   | 2.17  |
| 1242 | 2/9/2023      | <a href="#">13G/A</a>   | <a href="#">CNP / Centerpoint Energy Inc.</a>                                      | 72,003,301  | 76,579,412  | 6.36  | 12.17   | 6.29  |
| 1243 | 2/9/2023      | <a href="#">13G/A</a>   | <a href="#">GD / General Dynamics Corp.</a>  | 20,185,636  | 22,185,218  | 9.91  | 8.08  | 11.76   |
| 1244 | 2/9/2023      | <a href="#">13G/A</a>   | <a href="#">PKG / Packaging Corp Of America</a>                                    | 11,886,212  | 11,992,314  | 0.89  | 12.96   | 3.6   |
| 1245 | 2/9/2023      | <a href="#">13G/A</a>   | <a href="#">CG / Carlyle Group Inc (The)</a>                                       | 18,920,948  | 24,952,869  | 31.88   | 6.86  | 29.19   |
| 1246 | 2/9/2023      | <a href="#">13G/A</a>   | <a href="#">AMZN / Amazon.com Inc.</a>   | 33,421,754  | 712,070,069   | 2,030.56  | 6.98  | 5.92  |
| 1247 | 2/9/2023      | <a href="#">13G/A</a>   | <a href="#">ACN / Accenture plc - Class A</a>                                      | 56,202,558  | 57,794,521  | 2.83  | 8.78  | 2.81  |
| 1248 | 2/9/2023      | <a href="#">13G/A</a>   | <a href="#">ACAD / Acadia Pharmaceuticals Inc</a>                                  | 12,315,366  | 13,279,775  | 7.83  | 8.2   | 7.05  |
| 1249 | 2/9/2023      | <a href="#">13G/A</a>   | <a href="#">ATVI / Activision Blizzard Inc</a>                                     | 64,883,729  | 61,897,641  | -4.6  | 7.91  | -5.04   |




Raw (\*.xlsx) attached.

|      | A             | B   | C  | D   | E   | F   | G   | H   |
|------|---------------|---|--|---|---|---|---|---|
|      | SEC File Date | Form  | Security   | Prev Shares   | Current Shares  | ΔShares %   | % Ownership   | % ΔOwnership  |
| 1    |               |  |  |  |  |  |  |  |
| 1250 | 2/9/2023      | 13G/A   | <a href="#">ZIOP / Alaunos Therapeutics Inc</a>                                    | 11,633,700  | 9,147,741   | -21.37  | 3.81  | -29.18  |
| 1251 | 2/9/2023      | 13G/A   | <a href="#">AGCO / AGCO Corp.</a>  | 6,347,044   | 6,622,963   | 4.35  | 8.88  | 4.72  |
| 1252 | 2/9/2023      | 13G/A   | <a href="#">VST / Vistra Corp</a>  | 48,024,960  | 45,113,622  | -6.06   | 11.34   | 5.98  |
| 1253 | 2/9/2023      | 13G/A   | <a href="#">A / Agilent Technologies Inc.</a>                                      | 24,269,735  | 25,250,988  | 4.04  | 8.53  | 6.09  |
| 1254 | 2/9/2023      | 13G/A   | <a href="#">TROW / T. Rowe Price Group Inc.</a>                                    | 24,169,568  | 27,714,213  | 14.67   | 12.4  | 15.78   |
| 1255 | 2/9/2023      | 13G/A   | <a href="#">SRE / Sempra Energy</a>  | 27,348,804  | 28,388,731  | 3.8   | 9.03  | 4.03  |
| 1256 | 2/9/2023      | 13G/A   | <a href="#">ONEM / 1life Healthcare Inc</a>  | 14,124,081  | 17,071,447  | 20.87   | 8.35  | 12.84   |
| 1257 | 2/9/2023      | 13G/A   | <a href="#">UTL / Unitil Corp.</a>   | 1,127,997   | 1,223,085   | 8.43  | 7.63  | 8.07  |
| 1258 | 2/9/2023      | 13G/A   | <a href="#">RYN / Rayonier Inc.</a>  | 20,471,138  | 21,711,106  | 6.06  | 14.83   | 3.71  |
| 1259 | 2/9/2023      | 13G/A   | <a href="#">PG / Procter &amp; Gamble Co.</a>                                      | 215,125,047   | 225,735,413   | 4.93  | 9.53  | 7.2   |
| 1260 | 2/9/2023      | 13G/A   | <a href="#">OGE / Oge Energy Corp.</a>   | 20,046,232  | 21,038,382  | 4.95  | 10.51   | 5   |
| 1261 | 2/9/2023      | 13G/A   | <a href="#">KKR / KKR &amp; Co. Inc</a>  | 33,016,281  | 38,946,748  | 17.96   | 4.52  | -19.86  |
| 1262 | 2/9/2023      | 13G/A   | <a href="#">PNW / Pinnacle West Capital Corp.</a>                                  | 13,097,183  | 14,225,294  | 8.61  | 12.57   | 8.27  |
| 1263 | 2/9/2023      | 13G/A   | <a href="#">ARES / Ares Management Corp - Class A</a>                              | 13,579,629  | 14,790,463  | 8.92  | 8.53  | 5.31  |
| 1264 | 2/9/2023      | 13G/A   | <a href="#">WTRG / Essential Utilities Inc</a>                                     | 26,324,563  | 26,801,670  | 1.81  | 10.22   | 1.79  |
| 1265 | 2/9/2023      | 13G/A   | <a href="#">AKR / Acadia Realty Trust</a>  | 14,059,695  | 15,626,428  | 11.14   | 16.46   | 3.59  |
| 1266 | 2/9/2023      | 13G/A   | <a href="#">AGNC / AGNC Investment Corp</a>  | 47,416,547  | 54,355,072  | 14.63   | 9.51  | 5.32  |
| 1267 | 2/9/2023      | 13G/A   | <a href="#">US00486H1059 / ADTRAN, Inc.</a>  |   | 8,099,787   |   | 10.43   |   |
| 1268 | 2/9/2023      | 13G/A   | <a href="#">ACVA / ACV Auctions Inc - Class A</a>                                  | 7,977,256   | 10,856,555  | 36.09   | 9.23  | 7.95  |
| 1269 | 2/9/2023      | 13G/A   | <a href="#">AGYS / Agilysys, Inc</a>   | 1,637,507   | 1,650,177   | 0.77  | 6.58  | -1.05   |
| 1270 | 2/9/2023      | 13G/A   | <a href="#">ATSG / Air Transport Services Group Inc</a>                            | 5,350,663   | 6,491,591   | 21.32   | 8.93  | 23.86   |
| 1271 | 2/9/2023      | 13G/A   | <a href="#">SJI / South Jersey Industries Inc.</a>                                 | 12,888,864  | 14,765,478  | 14.56   | 12.06   | 5.24  |
| 1272 | 2/9/2023      | 13G/A   | <a href="#">GNRC / Generac Holdings Inc</a>  | 6,639,634   | 7,007,878   | 5.55  | 11.06   | 5.13  |
| 1273 | 2/9/2023      | 13G/A   | <a href="#">AMRC / Ameresco Inc. - Class A</a>                                     | 2,770,106   | 3,054,020   | 10.25   | 9.01  | 9.21  |
| 1274 | 2/9/2023      | 13G/A   | <a href="#">BX / Blackstone Inc</a>  | 39,935,913  | 46,994,275  | 17.67   | 6.7   | 15.32   |
| 1275 | 2/9/2023      | 13G/A   | <a href="#">HMIN / Homeinns Hotel Group</a>  | 5,040,150   | 4,916,397   | -2.46   | 6.83  | -9.66   |
| 1276 | 2/9/2023      | 13G/A   | <a href="#">ABNB / Airbnb Inc - Class A</a>  | 18,099,559  | 22,566,540  | 24.68   | 5.67  | 8.62  |
| 1277 | 2/9/2023      | 13G/A   | <a href="#">ACM / AECOM</a>  | 13,061,870  | 13,349,600  | 2.2   | 9.63  | 4.79  |
| 1278 | 2/9/2023      | 13G/A   | <a href="#">VLO / Valero Energy Corp.</a>  | 46,455,727  | 41,829,124  | -9.96   | 10.85   | -4.49   |
| 1279 | 2/9/2023      | 13G/A   | <a href="#">WMS / Advanced Drainage Systems Inc</a>                                | 4,761,043   | 6,666,198   | 40.02   | 8.05  | 20.51   |
| 1280 | 2/9/2023      | 13G/A   | <a href="#">WEC / WEC Energy Group Inc</a>   | 38,931,251  | 42,077,122  | 8.08  | 13.34   | 8.1   |
| 1281 | 2/9/2023      | 13G/A   | <a href="#">AMD / Advanced Micro Devices Inc.</a>                                  | 97,508,325  | 136,198,548   | 39.68   | 8.45  | 4.71  |
| 1282 | 2/9/2023      | 13G/A   | <a href="#">TXG / 10x Genomics Inc - Class A</a>                                   | 7,554,042   | 8,420,011   | 11.46   | 8.81  | 6.79  |
| 1283 | 2/9/2023      | 13G/A   | <a href="#">VRSK / Verisk Analytics Inc</a>  | 17,023,996  | 17,321,853  | 1.75  | 11.08   | 4.92  |
| 1284 | 2/9/2023      | 13G/A   | <a href="#">IDA / Idacorp, Inc.</a>  | 5,560,165   | 6,264,363   | 12.67   | 12.39   | 12.53   |
| 1285 | 2/9/2023      | 13G/A   | <a href="#">NRG / NRG Energy Inc.</a>  | 31,499,629  | 31,554,624  | 0.17  | 14.79   | 14.92   |
| 1286 | 2/9/2023      | 13G/A   | <a href="#">CMS / CMS Energy Corporation</a>                                       | 35,958,215  | 37,398,056  | 4   | 12.88   | 3.79  |
| 1287 | 2/9/2023      | 13G/A   | <a href="#">ALKS / Alkermes plc</a>  | 16,891,710  | 18,539,078  | 9.75  | 11.28   | 7.94  |
| 1288 | 2/9/2023      | 13G/A   | <a href="#">AYI / Acuity Brands, Inc.</a>  | 3,318,877   | 3,261,788   | -1.72   | 10.17   | 0.2   |
| 1289 | 2/9/2023      | 13G/A   | <a href="#">ADUS / Addus HomeCare Corporation</a>                                  | 1,063,121   | 1,107,995   | 4.22  | 6.88  | 3.15  |
| 1290 | 2/9/2023      | 13G/A   | <a href="#">AAON / AAON Inc.</a>   | 4,432,454   | 4,629,236   | 4.44  | 8.7   | 2.96  |
| 1291 | 2/9/2023      | 13G/A   | <a href="#">OXY / Occidental Petroleum Corp.</a>                                   | 99,516,764  | 61,149,817  | -38.55  | 6.73  | -36.87  |
| 1292 | 2/9/2023      | 13G/A   | <a href="#">TSLA / Tesla Inc</a>   | 62,448,572  | 217,857,401   | 248.86  | 6.9   | 10.93   |
| 1293 | 2/9/2023      | 13G/A   | <a href="#">AMWD / American Woodmark Corp.</a>                                     | 1,435,543   | 1,493,799   | 4.06  | 8.99  | 3.81  |
| 1294 | 2/9/2023      | 13G/A   | <a href="#">AX / Axos Financial Inc.</a>   | 6,009,789   | 6,371,676   | 6.02  | 10.62   | 5.99  |
| 1295 | 2/9/2023      | 13G/A   | <a href="#">ASAN / Asana Inc - Class A</a>   | 7,309,015   | 7,020,864   | -3.94   | 5.52  | -26.2   |
| 1296 | 2/9/2023      | 13G/A   | <a href="#">RCEL / AVITA Medical Inc</a>   | 1,270,510   | 1,148,326   | -9.62   | 4.59  | -11.73  |
| 1297 | 2/9/2023      | 13G/A   | <a href="#">AZEK / AZEK Company Inc - Class A</a>                                  | 9,765,627   | 9,671,386   | -0.97   | 6.4   | 1.43  |
| 1298 | 2/9/2023      | 13G/A   | <a href="#">ATOS / Atossa Therapeutics Inc</a>                                     | 6,970,850   | 5,697,536   | -18.27  | 4.5   | -18.33  |
| 1299 | 2/9/2023      | 13G/A   | <a href="#">OZK / Bank OZK</a>   | 13,083,932  | 12,096,499  | -7.55   | 10.29   | 1.98  |
| 1300 | 2/9/2023      | 13G/A   | <a href="#">TBBK / Bancorp Inc. (The)</a>  | 3,347,668   | 3,633,492   | 8.54  | 6.49  | 10.37   |
| 1301 | 2/9/2023      | 13G/A   | <a href="#">BGS / B&amp;G Foods, Inc</a>   | 7,416,198   | 8,972,360   | 20.98   | 12.52   | 9.54  |




Raw (\*.xlsx) attached.

|      | A             | B   | C  | D           | E   | F   | G   | H            |
|------|---------------|---|--|-------------|---|---|---|--------------|
| 1    | SEC File Date | Form  | Security   | Prev Shares | Current Shares  | ΔShares %   | % Ownership   | % ΔOwnership |
|      |               |  |  |             |  |  |  |              |
| 1302 | 2/9/2023      | <a href="#">13G/A</a>   | <a href="#">BANF / Bancfirst Corp.</a>   | 2,002,400   | 2,229,618   | 11.35   | 6.78  | 10.24        |
| 1303 | 2/9/2023      | <a href="#">13G/A</a>   | <a href="#">AXSM / Axsome Therapeutics Inc</a>                                     | 2,685,622   | 3,417,628   | 27.26   | 7.87  | 10.38        |
| 1304 | 2/9/2023      | <a href="#">13G/A</a>   | <a href="#">ATRC / Atricare Inc</a>  | 4,234,298   | 4,389,815   | 3.67  | 9.44  | 2.39         |
| 1305 | 2/9/2023      | <a href="#">13G/A</a>   | <a href="#">AVNT / Avient Corp</a>   | 9,218,941   | 10,130,890  | 9.89  | 11.14   | 10.52        |
| 1306 | 2/9/2023      | <a href="#">13G/A</a>   | <a href="#">AGO / Assured Guaranty Ltd</a>   | 7,517,675   | 7,193,642   | -4.31   | 11.99   | 11.43        |
| 1307 | 2/9/2023      | <a href="#">13G/A</a>   | <a href="#">BBWI / Bath &amp; Body Works Inc</a>                                   | 28,496,965  | 25,351,380  | -11.04  | 11.1  | 0.36         |
| 1308 | 2/9/2023      | <a href="#">13G/A</a>   | <a href="#">BALL / Ball Corp.</a>  | 34,946,691  | 35,462,609  | 1.48  | 11.3  | 4.73         |
| 1309 | 2/9/2023      | <a href="#">13G/A</a>   | <a href="#">B / Barnes Group Inc.</a>  | 5,072,289   | 5,491,071   | 8.26  | 10.86   | 8.38         |
| 1310 | 2/9/2023      | <a href="#">13G/A</a>   | <a href="#">BCPC / Balchem Corp.</a>   | 3,744,839   | 3,841,468   | 2.58  | 11.95   | 3.37         |
| 1311 | 2/9/2023      | <a href="#">13G/A</a>   | <a href="#">AVT / Avnet Inc.</a>   | 10,763,264  | 10,224,425  | -5.01   | 11.17   | 2.95         |
| 1312 | 2/9/2023      | <a href="#">13G/A</a>   | <a href="#">BLCM / Bellicum Pharmaceuticals Inc</a>                                | 430,078     | 181,843   | -57.72  | 2.11  | -58.79       |
| 1313 | 2/9/2023      | <a href="#">13G/A</a>   | <a href="#">BZH / Beazer Homes USA Inc.</a>  | 1,651,463   | 1,513,039   | -8.38   | 4.83  | -8           |
| 1314 | 2/9/2023      | <a href="#">13G/A</a>   | <a href="#">AXTA / Axalta Coating Systems Ltd</a>                                  | 20,507,338  | 21,127,131  | 3.02  | 9.58  | 6.68         |
| 1315 | 2/9/2023      | <a href="#">13G/A</a>   | <a href="#">BSY / Bentley Systems Inc - Class B</a>                                | 17,547,781  | 20,101,992  | 14.56   | 7.26  | 12.04        |
| 1316 | 2/9/2023      | <a href="#">13G/A</a>   | <a href="#">BHE / Benchmark Electronics Inc.</a>                                   | 3,851,608   | 4,081,607   | 5.97  | 11.6  | 6.13         |
| 1317 | 2/9/2023      | <a href="#">13G/A</a>   | <a href="#">T / AT&amp;T, Inc.</a>   | 572,599,844 | 606,925,483   | 5.99  | 8.52  | 6.23         |
| 1318 | 2/9/2023      | <a href="#">13G/A</a>   | <a href="#">BDX / Becton Dickinson &amp; Co.</a>                                   | 24,176,366  | 25,421,347  | 5.15  | 8.94  | 5.42         |
| 1319 | 2/9/2023      | <a href="#">13G/A</a>   | <a href="#">BDC / Belden Inc</a>   | 4,470,002   | 4,429,029   | -0.92   | 10.35   | 0.78         |
| 1320 | 2/9/2023      | <a href="#">13G/A</a>   | <a href="#">BBBY / Bed, Bath &amp; Beyond Inc.</a>                                 | 10,719,381  | 8,572,118   | -20.03  | 7.31  | -31.1        |
| 1321 | 2/9/2023      | <a href="#">13G/A</a>   | <a href="#">AXS / Axis Capital Holdings Ltd</a>                                    | 7,660,385   | 8,405,865   | 9.73  | 9.93  | 9.85         |
| 1322 | 2/9/2023      | <a href="#">13G/A</a>   | <a href="#">AVTR / Avantor Inc.</a>  | 50,319,888  | 61,754,847  | 22.72   | 9.16  | 10.9         |
| 1323 | 2/9/2023      | <a href="#">13G/A</a>   | <a href="#">ATO / Atmos Energy Corp.</a>   | 16,414,964  | 18,430,637  | 12.28   | 13.07   | 5.66         |
| 1324 | 2/9/2023      | <a href="#">13G/A</a>   | <a href="#">ARRY / Array Technologies Inc</a>                                      | 11,586,624  | 13,841,925  | 19.46   | 9.2   | 7.23         |
| 1325 | 2/9/2023      | <a href="#">13G/A</a>   | <a href="#">AVY / Avery Dennison Corp.</a>   | 9,649,647   | 9,856,108   | 2.14  | 12.17   | 4.46         |
| 1326 | 2/9/2023      | <a href="#">13G/A</a>   | <a href="#">AAWW / Atlas Air Worldwide Holdings</a>                                | 3,037,323   | 3,084,767   | 1.56  | 10.88   | 4.02         |
| 1327 | 2/9/2023      | <a href="#">13G/A</a>   | <a href="#">ARW / Arrow Electronics Inc.</a>                                       | 7,035,801   | 6,834,048   | -2.87   | 11.11   | 10           |
| 1328 | 2/9/2023      | <a href="#">13G/A</a>   | <a href="#">ARVN / Arvinas Inc</a>   | 3,992,209   | 4,457,257   | 11.65   | 8.37  | 10.86        |
| 1329 | 2/9/2023      | <a href="#">13G/A</a>   | <a href="#">ANDE / Andersons Inc.</a>  | 3,671,745   | 3,845,919   | 4.74  | 11.48   | 4.08         |
| 1330 | 2/9/2023      | <a href="#">13G/A</a>   | <a href="#">ABCB / Ameris Bancorp</a>  | 7,166,213   | 7,418,038   | 3.51  | 10.7  | 3.98         |
| 1331 | 2/9/2023      | <a href="#">13G/A</a>   | <a href="#">AXP / American Express Co.</a>   | 46,602,078  | 47,283,954  | 1.46  | 6.33  | 5.15         |
| 1332 | 2/9/2023      | <a href="#">13G/A</a>   | <a href="#">AAL / American Airlines Group Inc</a>                                  | 68,146,577  | 72,960,262  | 7.06  | 11.23   | 6.75         |
| 1333 | 2/9/2023      | <a href="#">13G/A</a>   | <a href="#">AIG / American International Group Inc</a>                             | 80,883,510  | 76,173,119  | -5.82   | 10.25   | 0.39         |
| 1334 | 2/9/2023      | <a href="#">13G/A</a>   | <a href="#">CDW / CDW Corp</a>   | 15,526,811  | 16,238,051  | 4.58  | 11.99   | 4.81         |
| 1335 | 2/9/2023      | <a href="#">13G/A</a>   | <a href="#">CRNC / Cerence Inc</a>   | 4,196,898   | 4,799,018   | 14.35   | 11.99   | 11.85        |
| 1336 | 2/9/2023      | <a href="#">13G/A</a>   | <a href="#">CHRW / C.H. Robinson Worldwide, Inc.</a>                               | 15,612,088  | 14,930,350  | -4.37   | 12.68   | 5.58         |
| 1337 | 2/9/2023      | <a href="#">13G/A</a>   | <a href="#">LBRDA / Liberty Broadband Corp - Series</a>                            | 9,188,697   | 8,595,171   | -6.46   | 5.52  | 7.6          |
| 1338 | 2/9/2023      | <a href="#">13G/A</a>   | <a href="#">BMBL / Bumble Inc - Class A</a>  | 7,216,518   | 7,954,141   | 10.22   | 6.13  | 9.86         |
| 1339 | 2/9/2023      | <a href="#">13G/A</a>   | <a href="#">CB / Chubb Limited</a>   | 35,503,624  | 38,144,673  | 7.44  | 9.19  | 11.53        |
| 1340 | 2/9/2023      | <a href="#">13G/A</a>   | <a href="#">BRP / BRP Group Inc - Class A</a>                                      | 4,955,019   | 5,784,748   | 16.75   | 9.42  | 8.28         |
| 1341 | 2/9/2023      | <a href="#">13G/A</a>   | <a href="#">CTRE / CareTrust REIT Inc</a>  | 15,509,106  | 15,883,405  | 2.41  | 16.37   | 2.44         |
| 1342 | 2/9/2023      | <a href="#">13G/A</a>   | <a href="#">CARA / Cara Therapeutics Inc</a>                                       | 3,032,762   | 3,101,724   | 2.27  | 5.77  | 1.76         |
| 1343 | 2/9/2023      | <a href="#">13G/A</a>   | <a href="#">CSII / Cardiovascular Systems Inc.</a>                                 | 2,700,378   | 2,845,055   | 5.36  | 6.79  | 1.95         |
| 1344 | 2/9/2023      | <a href="#">13G/A</a>   | <a href="#">COF / Capital One Financial Corp.</a>                                  | 32,936,595  | 31,257,286  | -5.1  | 8.19  | 5.81         |
| 1345 | 2/9/2023      | <a href="#">13G/A</a>   | <a href="#">CASY / Casey's General Stores, Inc.</a>                                | 3,717,740   | 3,794,561   | 2.07  | 10.18   | 1.6          |
| 1346 | 2/9/2023      | <a href="#">13G/A</a>   | <a href="#">CAH / Cardinal Health, Inc.</a>  | 35,841,618  | 31,320,204  | -12.61  | 11.95   | -6.05        |
| 1347 | 2/9/2023      | <a href="#">13G/A</a>   | <a href="#">ANET / Arista Networks Inc</a>   | 24,915,335  | 27,025,757  | 8.47  | 8.84  | 9            |
| 1348 | 2/9/2023      | <a href="#">13G/A</a>   | <a href="#">APLS / Apellis Pharmaceuticals Inc</a>                                 | 7,917,099   | 9,212,491   | 16.36   | 8.33  | 2.33         |
| 1349 | 2/9/2023      | <a href="#">13G/A</a>   | <a href="#">ARNC / Arconic Corporation</a>   | 10,861,880  | 11,901,158  | 9.57  | 11.73   | 15           |
| 1350 | 2/9/2023      | <a href="#">13G/A</a>   | <a href="#">AVIR / Atea Pharmaceuticals Inc</a>                                    | 5,781,882   | 6,089,522   | 5.32  | 7.31  | 5.03         |
| 1351 | 2/9/2023      | <a href="#">13G/A</a>   | <a href="#">APPF / Appfolio Inc - Class A</a>                                      | 1,700,290   | 1,834,444   | 7.89  | 8.99  | 1.58         |
| 1352 | 2/9/2023      | <a href="#">13G/A</a>   | <a href="#">AMN / AMN Healthcare Services Inc.</a>                                 | 5,602,447   | 5,456,661   | -2.6  | 12.59   | 6.24         |
| 1353 | 2/9/2023      | <a href="#">13G/A</a>   | <a href="#">ACGL / Arch Capital Group Ltd</a>                                      | 40,837,607  | 41,074,898  | 0.58  | 11.11   | 0.45         |






Raw (\*.xlsx) attached.

|      | A             | B   | C  | D   | E   | F   | G           | H            |
|------|---------------|---|--|---|---|---|-------------|--------------|
|      | SEC File Date | Form  | Security   | Prev Shares   | Current Shares  | ΔShares %   | % Ownership | % ΔOwnership |
| 1    |               |  |  |  |  |  |             |              |
| 1354 | 2/9/2023      | <a href="#">13G/A</a>   | <a href="#">ATR / Aptargroup Inc.</a>  | 6,903,959   | 7,071,098   | 2.42  | 10.83       | 3.24         |
| 1355 | 2/9/2023      | <a href="#">13G/A</a>   | <a href="#">AIT / Applied Industrial Technologies Inc.</a>                         | 4,595,024   | 4,968,963   | 8.14  | 12.88       | 7.78         |
| 1356 | 2/9/2023      | <a href="#">13G/A</a>   | <a href="#">AUB / Atlantic Union Bankshares Corp</a>                               | 7,609,912   | 8,193,627   | 7.67  | 10.97       | 9.05         |
| 1357 | 2/9/2023      | <a href="#">13G/A</a>   | <a href="#">ASTE / Astec Industries Inc.</a>                                       | 2,341,545   | 2,543,674   | 8.63  | 11.2        | 8.84         |
| 1358 | 2/9/2023      | <a href="#">13G/A</a>   | <a href="#">ARCH / Arch Resources Inc - Class A</a>                                | 1,836,765   | 1,826,781   | -0.54   | 10.1        | -0.59        |
| 1359 | 2/9/2023      | <a href="#">13G/A</a>   | <a href="#">ACA / Arcosa Inc</a>   | 5,159,686   | 5,398,009   | 4.62  | 11.16       | 4.49         |
| 1360 | 2/9/2023      | <a href="#">13G/A</a>   | <a href="#">ASB / Associated Banc-Corp.</a>  | 15,028,602  | 15,551,573  | 3.48  | 10.34       | 2.89         |
| 1361 | 2/9/2023      | <a href="#">13G/A</a>   | <a href="#">ARMK / Aramark</a>   | 22,903,642  | 24,287,684  | 6.04  | 9.4         | 5.26         |
| 1362 | 2/9/2023      | <a href="#">13G/A</a>   | <a href="#">AIRC / Apartment Income REIT Corp -</a>                                | 22,794,058  | 22,483,609  | -1.36   | 14.85       | 2.27         |
| 1363 | 2/9/2023      | <a href="#">13G/A</a>   | <a href="#">HOUS / Anywhere Real Estate Inc</a>                                    | 18,730,595  | 18,418,210  | -1.67   | 16.82       | 4.67         |
| 1364 | 2/9/2023      | <a href="#">13G/A</a>   | <a href="#">APG / APi Group Corporation</a>  | 17,491,333  | 18,324,090  | 4.76  | 7.83        | 0.51         |
| 1365 | 2/9/2023      | <a href="#">13G/A</a>   | <a href="#">AON / Aon plc. - Class A</a>   | 16,724,965  | 18,011,439  | 7.69  | 8.71        | 14.76        |
| 1366 | 2/9/2023      | <a href="#">13G/A</a>   | <a href="#">ANSS / Ansys Inc. - Registered Shares</a>                              | 9,414,711   | 9,860,259   | 4.73  | 11.32       | 4.91         |
| 1367 | 2/9/2023      | <a href="#">13G/A</a>   | <a href="#">APA / APA Corporation</a>  | 45,212,514  | 40,613,224  | -10.17  | 12.63       | 1.45         |
| 1368 | 2/9/2023      | <a href="#">13G/A</a>   | <a href="#">ARI / Apollo Commercial Real Estate</a>                                | 14,610,280  | 15,588,305  | 6.69  | 11.09       | 6.23         |
| 1369 | 2/9/2023      | <a href="#">13G/A</a>   | <a href="#">ANGI / Angi Inc - Class A</a>  | 6,135,446   | 6,444,778   | 5.04  | 7.82        | 2.49         |
| 1370 | 2/9/2023      | <a href="#">13G/A</a>   | <a href="#">ANIK / Anika Therapeutics Inc.</a>                                     | 965,913   | 983,768   | 1.85  | 6.73        | 0.6          |
| 1371 | 2/9/2023      | <a href="#">13G/A</a>   | <a href="#">AR / Antero Resources Corp</a>   | 26,219,640  | 26,562,257  | 1.31  | 8.85        | 5.99         |
| 1372 | 2/9/2023      | <a href="#">13G/A</a>   | <a href="#">AMCX / AMC Networks Inc - Class A</a>                                  | 3,255,503   | 3,324,305   | 2.11  | 10.55       | -0.28        |
| 1373 | 2/9/2023      | <a href="#">13G/A</a>   | <a href="#">AMPL / Amplitude Inc - Class A</a>                                     | 2,970,091   | 4,380,005   | 47.47   | 6.38        | 15.79        |
| 1374 | 2/9/2023      | <a href="#">13G/A</a>   | <a href="#">AMRX / Amneal Pharmaceuticals Inc -</a>                                | 11,574,895  | 13,048,068  | 12.73   | 8.61        | 11.1         |
| 1375 | 2/9/2023      | <a href="#">13G/A</a>   | <a href="#">AMCR / Amcor Plc</a>   | 113,925,511   | 115,328,945   | 1.23  | 7.75        | 4.31         |
| 1376 | 2/9/2023      | <a href="#">13G/A</a>   | <a href="#">ALLK / Allakos Inc</a>   | 3,494,674   | 2,952,522   | -15.51  | 3.47        | -46.03       |
| 1377 | 2/9/2023      | <a href="#">13G/A</a>   | <a href="#">AYX / Alteryx Inc - Class A</a>  | 5,507,899   | 5,615,095   | 1.95  | 9.17        | -0.65        |
| 1378 | 2/9/2023      | <a href="#">13G/A</a>   | <a href="#">ATUS / Altice USA Inc - Class A</a>                                    | 19,929,303  | 23,264,129  | 16.73   | 8.61        | 16.19        |
| 1379 | 2/9/2023      | <a href="#">13G/A</a>   | <a href="#">AWK / American Water Works Co. Inc.</a>                                | 21,525,980  | 22,721,992  | 5.56  | 12.5        | 5.4          |
| 1380 | 2/9/2023      | <a href="#">13G/A</a>   | <a href="#">AVXL / Anavex Life Sciences Corporation</a>                            | 3,841,570   | 4,144,500   | 7.89  | 5.32        | 5.35         |
| 1381 | 2/9/2023      | <a href="#">13G/A</a>   | <a href="#">AMRS / Amyris Inc</a>  | 17,315,246  | 21,211,189  | 22.5  | 5.84        | 3.91         |
| 1382 | 2/9/2023      | <a href="#">13G/A</a>   | <a href="#">US01675A1097 / Allbirds Inc</a>  | 1,711,337   | 7,207,317   | 321.15  | 7.49        | 10.15        |
| 1383 | 2/9/2023      | <a href="#">13G/A</a>   | <a href="#">AMPH / Amphastar Pharmaceuticals Inc</a>                               | 2,468,111   | 2,621,807   | 6.23  | 5.42        | 5.04         |
| 1384 | 2/9/2023      | <a href="#">13G/A</a>   | <a href="#">APEI / American Public Education Inc</a>                               | 1,196,422   | 944,417   | -21.06  | 5           | -21.75       |
| 1385 | 2/9/2023      | <a href="#">13G/A</a>   | <a href="#">AMT / American Tower Corp.</a>   | 59,157,936  | 61,431,926  | 3.84  | 13.19       | 1.54         |
| 1386 | 2/9/2023      | <a href="#">13G/A</a>   | <a href="#">AXL / American Axle &amp; Manufacturing</a>                            | 13,742,577  | 14,669,907  | 6.75  | 12.81       | 6.31         |
| 1387 | 2/9/2023      | <a href="#">13G/A</a>   | <a href="#">AMWL / American Well Corporation -</a>                                 | 16,852,808  | 21,606,125  | 28.2  | 8.91        | 20.24        |
| 1388 | 2/9/2023      | <a href="#">13G/A</a>   | <a href="#">APH / Amphenol Corp. - Class A</a>                                     | 64,683,170  | 71,419,682  | 10.41   | 12          | 10.91        |
| 1389 | 2/9/2023      | <a href="#">13G/A</a>   | <a href="#">AMSF / Amerisafe Inc</a>   | 1,264,932   | 1,313,108   | 3.81  | 6.85        | 4.9          |
| 1390 | 2/9/2023      | <a href="#">13G/A</a>   | <a href="#">ALGT / Allegiant Travel</a>  | 1,622,437   | 1,737,529   | 7.09  | 9.44        | 5.24         |
| 1391 | 2/9/2023      | <a href="#">13G/A</a>   | <a href="#">AMP / Ameriprise Financial Inc</a>                                     | 13,379,178  | 13,882,564  | 3.76  | 13.05       | 9.11         |
| 1392 | 2/9/2023      | <a href="#">13G/A</a>   | <a href="#">AMBA / Ambarella Inc</a>   | 3,458,435   | 3,595,999   | 3.98  | 9.28        | -0.75        |
| 1393 | 2/9/2023      | <a href="#">13G/A</a>   | <a href="#">AMSWA / American Software Inc. - Class</a>                             | 1,640,630   | 1,991,001   | 21.36   | 6.24        | 20.46        |
| 1394 | 2/9/2023      | <a href="#">13G/A</a>   | <a href="#">AMGN / AMGEN Inc.</a>  | 46,661,009  | 48,065,139  | 3.01  | 9.01        | 8.82         |
| 1395 | 2/9/2023      | <a href="#">13G/A</a>   | <a href="#">MDRX / Veradigm Inc</a>  | 13,268,135  | 13,550,569  | 2.13  | 12.4        | 14.6         |
| 1396 | 2/9/2023      | <a href="#">13G/A</a>   | <a href="#">ADI / Analog Devices Inc.</a>  | 46,027,491  | 46,000,666  | -0.06   | 9.03        | 3.08         |
| 1397 | 2/9/2023      | <a href="#">13G/A</a>   | <a href="#">CSCO / Cisco Systems, Inc.</a>   | 338,695,807   | 380,520,233   | 12.35   | 9.26        | 15.32        |
| 1398 | 2/9/2023      | <a href="#">13G/A</a>   | <a href="#">BRZE / Braze Inc - Class A</a>   | 571,176   | 3,156,086   | 452.56  | 5.54        | -3.48        |
| 1399 | 2/9/2023      | <a href="#">13G/A</a>   | <a href="#">PLCE / Childrens Place Inc</a>   | 1,319,726   | 1,175,316   | -10.94  | 9.61        | 4.57         |
| 1400 | 2/9/2023      | <a href="#">13G/A</a>   | <a href="#">BRSP / BrightSpire Capital Inc - Class A</a>                           | 8,449,862   | 8,947,191   | 5.89  | 6.94        | 6.61         |
| 1401 | 2/9/2023      | <a href="#">13G/A</a>   | <a href="#">CMPR / Cimpress plc</a>  | 1,513,665   | 1,549,738   | 2.38  | 5.91        | 1.9          |
| 1402 | 2/9/2023      | <a href="#">13G/A</a>   | <a href="#">CHUY / Chuy's Holdings Inc</a>   | 1,351,234   | 1,204,999   | -10.82  | 6.7         | -1.76        |
| 1403 | 2/9/2023      | <a href="#">13G/A</a>   | <a href="#">BFH / Bread Financial Holdings Inc</a>                                 | 5,012,017   | 5,777,098   | 15.26   | 11.59       | 15.21        |
| 1404 | 2/9/2023      | <a href="#">13G/A</a>   | <a href="#">CVNA / Carvana Co. - Class A</a>                                       | 4,971,881   | 8,641,209   | 73.8  | 8.16        | 40.45        |
| 1405 | 2/9/2023      | <a href="#">13G/A</a>   | <a href="#">CCS / Century Communities Inc</a>                                      | 2,128,353   | 2,006,179   | -5.74   | 6.31        | 0.16         |






Raw (\*.xlsx) attached.

|      | A             | B   | C  | D   | E   | F   | G           | H            |
|------|---------------|---|--|---|---|---|-------------|--------------|
|      | SEC File Date | Form  | Security   | Prev Shares   | Current Shares  | ΔShares %   | % Ownership | % ΔOwnership |
| 1    |               |  |  |  |  |  |             |              |
| 1406 | 2/9/2023      | <a href="#">13G/A</a>   | <a href="#">SAVA / Cassava Sciences Inc</a>  | 2,060,819   | 2,196,925   | 6.6   | 5.27        | 2.33         |
| 1407 | 2/9/2023      | <a href="#">13G/A</a>   | <a href="#">CTRN / Citi Trends Inc</a>   | 512,498   | 428,124   | -16.46  | 5.12        | -15.09       |
| 1408 | 2/9/2023      | <a href="#">13G/A</a>   | <a href="#">CIO / City Office REIT Inc</a>   | 4,429,083   | 4,100,716   | -7.41   | 10.32       | 1.47         |
| 1409 | 2/9/2023      | <a href="#">13G/A</a>   | <a href="#">CBT / Cabot Corp.</a>  | 5,745,619   | 6,318,067   | 9.96  | 11.22       | 10.98        |
| 1410 | 2/9/2023      | <a href="#">13G/A</a>   | <a href="#">CELH / Celsius Holdings Inc</a>  | 4,194,742   | 4,236,566   | 1   | 5.56        | -0.89        |
| 1411 | 2/9/2023      | <a href="#">13G/A</a>   | <a href="#">CLDT / Chatham Lodging Trust</a>                                       | 5,807,753   | 5,776,871   | -0.53   | 11.84       | -0.59        |
| 1412 | 2/9/2023      | <a href="#">13G/A</a>   | <a href="#">CBRE / CBRE Group Inc - Class A</a>                                    | 52,322,773  | 50,854,197  | -2.81   | 16.1        | 3.01         |
| 1413 | 2/9/2023      | <a href="#">13G/A</a>   | <a href="#">CPF / Central Pacific Financial Corp.</a>                              | 2,964,539   | 3,178,492   | 7.22  | 11.67       | 10.09        |
| 1414 | 2/9/2023      | <a href="#">13G/A</a>   | <a href="#">CAMP / Calamp Corp.</a>  | 2,458,183   | 1,639,926   | -33.29  | 4.44        | -35.18       |
| 1415 | 2/9/2023      | <a href="#">13G/A</a>   | <a href="#">CHK / Chesapeake Energy Corp. - New</a>                                | 12,288,170  | 12,486,696  | 1.62  | 9.32        | -8.36        |
| 1416 | 2/9/2023      | <a href="#">13G/A</a>   | <a href="#">LNG / Cheniere Energy Inc.</a>   | 21,107,371  | 23,622,525  | 11.92   | 9.5         | 14.18        |
| 1417 | 2/9/2023      | <a href="#">13G/A</a>   | <a href="#">BRX / Brixmor Property Group Inc</a>                                   | 44,821,183  | 45,890,380  | 2.39  | 15.3        | 1.39         |
| 1418 | 2/9/2023      | <a href="#">13G/A</a>   | <a href="#">CANO / Cano Health Inc - Class A</a>                                   | 12,135,543  | 16,187,584  | 33.39   | 6.62        | -1.63        |
| 1419 | 2/9/2023      | <a href="#">13G/A</a>   | <a href="#">KMX / Carmax Inc</a>   | 17,386,633  | 17,821,225  | 2.5   | 11.28       | 5.03         |
| 1420 | 2/9/2023      | <a href="#">13G/A</a>   | <a href="#">CVGW / Calavo Growers, Inc</a>   | 1,284,513   | 1,457,354   | 13.46   | 8.22        | 13.07        |
| 1421 | 2/9/2023      | <a href="#">13G/A</a>   | <a href="#">BR / Broadridge Financial Solutions, Inc.</a>                          | 13,606,219  | 14,255,958  | 4.78  | 12.12       | 3.86         |
| 1422 | 2/9/2023      | <a href="#">13G/A</a>   | <a href="#">CFFN / Capitol Federal Financial</a>                                   | 15,021,791  | 15,720,806  | 4.65  | 11.47       | 6.01         |
| 1423 | 2/9/2023      | <a href="#">13G/A</a>   | <a href="#">CPRI / Capri Holdings Ltd</a>  | 14,293,114  | 13,411,024  | -6.17   | 10.23       | 2.2          |
| 1424 | 2/9/2023      | <a href="#">13G/A</a>   | <a href="#">BLFY / Blue Foundry Bancorp</a>  | 1,494,082   | 1,335,650   | -10.6   | 4.79        | -8.59        |
| 1425 | 2/9/2023      | <a href="#">13G/A</a>   | <a href="#">BILL / BILL Holdings Inc</a>   | 8,572,992   | 9,356,481   | 9.14  | 8.85        | 5.86         |
| 1426 | 2/9/2023      | <a href="#">13G/A</a>   | <a href="#">CZR / Caesars Entertainment Inc</a>                                    | 21,553,347  | 22,779,060  | 5.69  | 10.62       | 5.36         |
| 1427 | 2/9/2023      | <a href="#">13G/A</a>   | <a href="#">BYND / Beyond Meat Inc</a>   | 4,994,886   | 6,023,408   | 20.59   | 9.45        | 19.77        |
| 1428 | 2/9/2023      | <a href="#">13G/A</a>   | <a href="#">VTOL / Bristow Group Inc.</a>  | 1,458,735   | 1,735,563   | 18.98   | 6.19        | 19.96        |
| 1429 | 2/9/2023      | <a href="#">13G/A</a>   | <a href="#">CDNS / Cadence Design Systems, Inc.</a>                                | 31,373,044  | 32,323,435  | 3.03  | 11.78       | 4.06         |
| 1430 | 2/9/2023      | <a href="#">13G/A</a>   | <a href="#">CALX / Calix Inc</a>   | 4,133,072   | 5,641,459   | 36.5  | 8.62        | 33.02        |
| 1431 | 2/9/2023      | <a href="#">13G/A</a>   | <a href="#">CABO / Cable One Inc</a>   | 511,716   | 551,550   | 7.78  | 9.49        | 12.04        |
| 1432 | 2/9/2023      | <a href="#">13G/A</a>   | <a href="#">BXC / Bluelinx Hldgs Inc</a>   | 502,142   | 483,814   | -3.65   | 5.35        | 3.48         |
| 1433 | 2/9/2023      | <a href="#">13G/A</a>   | <a href="#">BKI / Black Knight Inc - Class A</a>                                   | 13,796,324  | 14,119,015  | 2.34  | 9.05        | 1.91         |
| 1434 | 2/9/2023      | <a href="#">13G/A</a>   | <a href="#">BJ / BJ's Wholesale Club Holdings Inc</a>                              | 14,469,432  | 13,805,970  | -4.59   | 10.27       | -3.48        |
| 1435 | 2/9/2023      | <a href="#">13G/A</a>   | <a href="#">CWT / California Water Service Group</a>                               | 6,242,029   | 6,761,651   | 8.32  | 12.33       | 3.88         |
| 1436 | 2/9/2023      | <a href="#">13G/A</a>   | <a href="#">BPMC / Blueprint Medicines Corp</a>                                    | 5,533,771   | 5,774,456   | 4.35  | 9.65        | 2.55         |
| 1437 | 2/9/2023      | <a href="#">13G/A</a>   | <a href="#">BCOR / Blucora Inc</a>   | 5,006,159   | 5,292,463   | 5.72  | 11.05       | 7.49         |
| 1438 | 2/9/2023      | <a href="#">13G/A</a>   | <a href="#">BCRX / Biocryst Pharmaceuticals Inc.</a>                               | 9,412,905   | 14,204,395  | 50.9  | 7.62        | 45.7         |
| 1439 | 2/9/2023      | <a href="#">13G/A</a>   | <a href="#">BLMN / Bloomin Brands Inc</a>  | 9,526,936   | 9,823,615   | 3.11  | 11.19       | 4.87         |
| 1440 | 2/9/2023      | <a href="#">13G/A</a>   | <a href="#">BJRI / BJ's Restaurant Inc.</a>  | 2,349,818   | 2,568,502   | 9.31  | 10.98       | 8.93         |
| 1441 | 2/9/2023      | <a href="#">13G/A</a>   | <a href="#">TECH / Bio-Techne Corp</a>   | 4,426,638   | 18,199,432  | 311.13  | 11.59       | 2.84         |
| 1442 | 2/9/2023      | <a href="#">13G/A</a>   | <a href="#">BNL / Broadstone Net Lease Inc</a>                                     | 22,673,912  | 25,002,894  | 10.27   | 14.44       | 2.7          |
| 1443 | 2/9/2023      | <a href="#">13G/A</a>   | <a href="#">SAM / Boston Beer Co., Inc. - Class A</a>                              | 859,096   | 898,929   | 4.64  | 8.79        | 4.39         |
| 1444 | 2/9/2023      | <a href="#">13G/A</a>   | <a href="#">BIO / Bio-Rad Laboratories Inc. - Class A</a>                          | 2,287,465   | 2,391,436   | 4.55  | 9.66        | 4.89         |
| 1445 | 2/9/2023      | <a href="#">13G/A</a>   | <a href="#">BF.B / Brown-Forman Corp. - Class B</a>                                | 21,073,812  | 22,243,874  | 5.55  | 7.18        | 5.59         |
| 1446 | 2/9/2023      | <a href="#">13G/A</a>   | <a href="#">BMY / Bristol-Myers Squibb Co.</a>                                     | 199,834,483   | 202,927,620   | 1.55  | 9.54        | 6            |
| 1447 | 2/9/2023      | <a href="#">13G/A</a>   | <a href="#">BDN / Brandywine Realty Trust</a>                                      | 28,106,855  | 30,246,020  | 7.61  | 17.63       | 7.37         |
| 1448 | 2/9/2023      | <a href="#">13G/A</a>   | <a href="#">SKIN / Beauty Health Company (The) -</a>                               | 9,599,134   | 9,551,738   | -0.49   | 6.67        | 4.06         |
| 1449 | 2/9/2023      | <a href="#">13G/A</a>   | <a href="#">BK / Bank Of New York Mellon Corp</a>                                  | 65,812,336  | 70,120,078  | 6.55  | 8.68        | 8.91         |
| 1450 | 2/9/2023      | <a href="#">13G/A</a>   | <a href="#">ARLO / Arlo Technologies Inc</a>                                       | 6,026,244   | 7,851,933   | 30.3  | 8.88        | 24.2         |
| 1451 | 2/9/2023      | <a href="#">13G/A</a>   | <a href="#">AROC / Archrock Inc</a>  | 16,403,105  | 17,490,601  | 6.63  | 11.24       | 5.54         |
| 1452 | 2/9/2023      | <a href="#">13G/A</a>   | <a href="#">CERT / Certara Inc</a>   | 9,310,068   | 10,850,994  | 16.55   | 6.8         | 14.86        |
| 1453 | 2/9/2023      | <a href="#">13G/A</a>   | <a href="#">CWK / Cushman &amp; Wakefield plc</a>                                  | 22,768,059  | 24,928,159  | 9.49  | 11.04       | 9.42         |
| 1454 | 2/9/2023      | <a href="#">13G/A</a>   | <a href="#">COMM / CommScope Holding Company</a>                                   | 24,212,197  | 28,397,395  | 17.29   | 13.63       | 15.12        |
| 1455 | 2/9/2023      | <a href="#">13G/A</a>   | <a href="#">DECK / Deckers Outdoor Corp.</a>                                       | 2,677,565   | 2,460,265   | -8.12   | 9.3         | -4.71        |
| 1456 | 2/9/2023      | <a href="#">13G/A</a>   | <a href="#">BRO / Brown &amp; Brown, Inc.</a>                                      | 28,277,849  | 27,779,153  | -1.76   | 9.81        | -2           |
| 1457 | 2/9/2023      | <a href="#">13G/A</a>   | <a href="#">BWA / BorgWarner Inc</a>   | 25,561,204  | 26,388,099  | 3.23  | 11.27       | 5.72         |







Raw (\*.xlsx) attached.

|      | A             | B   | C  | D   | E   | F   | G           | H            |
|------|---------------|---|--|---|---|---|-------------|--------------|
|      | SEC File Date | Form  | Security   | Prev Shares   | Current Shares  | ΔShares %   | % Ownership | % ΔOwnership |
| 1    |               |  |  |  |  |  |             |              |
| 1458 | 2/9/2023      | <a href="#">13G/A</a>   | <a href="#">CAL / Caleres Inc</a>  | 3,840,810   | 3,529,963   | -8.09   | 9.91        | -2.94        |
| 1459 | 2/9/2023      | <a href="#">13G/A</a>   | <a href="#">OWL / Blue Owl Capital Inc - Class A</a>                               | 33,800,460  | 37,880,184  | 12.07   | 8.51        | -8.2         |
| 1460 | 2/9/2023      | <a href="#">13G/A</a>   | <a href="#">BKD / Brookdale Senior Living Inc</a>                                  | 17,422,757  | 17,671,723  | 1.43  | 9.46        | 0.64         |
| 1461 | 2/9/2023      | <a href="#">13G/A</a>   | <a href="#">BIIB / Biogen Inc</a>  | 11,537,299  | 11,976,623  | 3.81  | 8.32        | 5.99         |
| 1462 | 2/9/2023      | <a href="#">13G/A</a>   | <a href="#">BRBR / Bellring Brands Inc</a>   | 3,954,671   | 13,549,593  | 242.62  | 10.08       | -0.88        |
| 1463 | 2/9/2023      | <a href="#">13G/A</a>   | <a href="#">APLE / Apple Hospitality REIT Inc</a>                                  | 32,805,485  | 32,610,261  | -0.6  | 14.26       | -0.77        |
| 1464 | 2/9/2023      | <a href="#">13G/A</a>   | <a href="#">BBIO / BridgeBio Pharma Inc</a>  | 9,331,683   | 10,591,455  | 13.5  | 7.09        | 11.83        |
| 1465 | 2/9/2023      | <a href="#">13G/A</a>   | <a href="#">DAL / Delta Air Lines, Inc.</a>  | 66,966,728  | 71,496,733  | 6.76  | 11.15       | 6.6          |
| 1466 | 2/9/2023      | <a href="#">13G/A</a>   | <a href="#">BRDG / Bridge Investment Group</a>                                     | 1,641,419   | 2,481,496   | 51.18   | 8.48        | 30.06        |
| 1467 | 2/9/2023      | <a href="#">13G/A</a>   | <a href="#">BYD / Boyd Gaming Corp.</a>  | 8,670,986   | 8,098,861   | -6.6  | 7.76        | 0.52         |
| 1468 | 2/9/2023      | <a href="#">13G/A</a>   | <a href="#">CNK / Cinemark Holdings Inc</a>  | 12,262,651  | 12,598,530  | 2.74  | 10.45       | 2.05         |
| 1469 | 2/9/2023      | <a href="#">13G/A</a>   | <a href="#">CI / Cigna Group (The)</a>   | 26,120,848  | 25,583,766  | -2.06   | 8.37        | 6.22         |
| 1470 | 2/9/2023      | <a href="#">13G/A</a>   | <a href="#">CC / Chemours Company</a>  | 16,327,974  | 18,416,153  | 12.79   | 12.2        | 21.76        |
| 1471 | 2/9/2023      | <a href="#">13G/A</a>   | <a href="#">CLH / Clean Harbors, Inc.</a>  | 4,721,799   | 5,043,713   | 6.82  | 9.33        | 7.49         |
| 1472 | 2/9/2023      | <a href="#">13G/A</a>   | <a href="#">CHS / Chico's Fas, Inc.</a>  | 7,923,804   | 9,366,182   | 18.2  | 7.49        | 15.77        |
| 1473 | 2/9/2023      | <a href="#">13G/A</a>   | <a href="#">SCHW / Charles Schwab Corp.</a>  | 116,756,598   | 125,888,270   | 7.82  | 6.93        | 7.44         |
| 1474 | 2/9/2023      | <a href="#">13G/A</a>   | <a href="#">CASS / Cass Information Systems Inc</a>                                | 806,231   | 886,438   | 9.95  | 6.49        | 12.87        |
| 1475 | 2/9/2023      | <a href="#">13G/A</a>   | <a href="#">CHWY / Chewy Inc - Class A</a>   | 6,923,591   | 7,619,549   | 10.05   | 6.79        | 4.78         |
| 1476 | 2/9/2023      | <a href="#">13G/A</a>   | <a href="#">CIR / Circor International Inc</a>                                     | 2,181,414   | 1,292,582   | -40.75  | 6.35        | -41.04       |
| 1477 | 2/9/2023      | <a href="#">13G/A</a>   | <a href="#">CIM / Chimera Investment Corp</a>                                      | 21,906,362  | 22,669,377  | 3.48  | 9.78        | 5.73         |
| 1478 | 2/9/2023      | <a href="#">13G/A</a>   | <a href="#">CHD / Church &amp; Dwight Co., Inc.</a>                                | 28,330,534  | 29,634,053  | 4.6   | 12.15       | 4.74         |
| 1479 | 2/9/2023      | <a href="#">13G/A</a>   | <a href="#">CERS / Cerus Corp.</a>   | 8,822,876   | 10,900,422  | 23.55   | 6.14        | 19.92        |
| 1480 | 2/9/2023      | <a href="#">13G/A</a>   | <a href="#">CMG / Chipotle Mexican Grill</a>                                       | 2,485,841   | 2,658,715   | 6.95  | 9.59        | 8.48         |
| 1481 | 2/9/2023      | <a href="#">13G/A</a>   | <a href="#">CPT / Camden Property Trust</a>  | 14,543,303  | 17,385,085  | 19.54   | 16.32       | 14.69        |
| 1482 | 2/9/2023      | <a href="#">13G/A</a>   | <a href="#">CRL / Charles River Laboratories</a>                                   | 5,869,125   | 5,956,960   | 1.5   | 11.71       | 0.69         |
| 1483 | 2/9/2023      | <a href="#">13G/A</a>   | <a href="#">CLDX / Celldex Therapeutics Inc.</a>                                   | 2,413,056   | 2,513,564   | 4.17  | 5.34        | 3.29         |
| 1484 | 2/9/2023      | <a href="#">13G/A</a>   | <a href="#">CHDN / Churchill Downs, Inc.</a>                                       | 3,416,897   | 3,310,700   | -3.11   | 8.85        | -0.9         |
| 1485 | 2/9/2023      | <a href="#">13G/A</a>   | <a href="#">CDLX / Cardlytics Inc</a>  | 2,905,042   | 2,392,757   | -17.63  | 7.21        | -17.41       |
| 1486 | 2/9/2023      | <a href="#">13G/A</a>   | <a href="#">CSV / Carriage Services, Inc.</a>                                      | 886,430   | 876,627   | -1.11   | 5.96        | 12.03        |
| 1487 | 2/9/2023      | <a href="#">13G/A</a>   | <a href="#">AI / C3.ai Inc - Class A</a>   | 6,134,997   | 9,138,390   | 48.96   | 8.56        | 41.72        |
| 1488 | 2/9/2023      | <a href="#">13G/A</a>   | <a href="#">BOX / Box Inc - Class A</a>  | 16,338,287  | 14,950,700  | -8.49   | 10.46       | -5.08        |
| 1489 | 2/9/2023      | <a href="#">13G/A</a>   | <a href="#">BSX / Boston Scientific Corp.</a>                                      | 111,621,630   | 118,773,794   | 6.41  | 8.29        | 5.87         |
| 1490 | 2/9/2023      | <a href="#">13G/A</a>   | <a href="#">BHLB / Berkshire Hills Bancorp Inc.</a>                                | 5,202,346   | 5,246,761   | 0.85  | 11.65       | 8.98         |
| 1491 | 2/9/2023      | <a href="#">13G/A</a>   | <a href="#">CYH / Community Health Systems, Inc.</a>                               | 10,209,068  | 9,071,324   | -11.14  | 6.73        | -12.94       |
| 1492 | 2/9/2023      | <a href="#">13G/A</a>   | <a href="#">DGII / Digi International, Inc.</a>                                    | 2,356,821   | 2,524,644   | 7.12  | 7.08        | 4.27         |
| 1493 | 2/9/2023      | <a href="#">13G/A</a>   | <a href="#">DEN / Denbury Inc. - New</a>   | 4,821,268   | 4,816,289   | -0.1  | 9.67        | 0.52         |
| 1494 | 2/9/2023      | <a href="#">13G/A</a>   | <a href="#">CBU / Community Bank System, Inc.</a>                                  | 6,330,728   | 6,654,033   | 5.11  | 12.38       | 5.45         |
| 1495 | 2/9/2023      | <a href="#">13G/A</a>   | <a href="#">CACC / Credit Acceptance Corp.</a>                                     | 731,610   | 588,413   | -19.57  | 4.55        | -9.54        |
| 1496 | 2/9/2023      | <a href="#">13G/A</a>   | <a href="#">OFC / Corporate Office Properties Trust</a>                            | 16,552,053  | 16,885,442  | 2.01  | 15.02       | 1.9          |
| 1497 | 2/9/2023      | <a href="#">13G/A</a>   | <a href="#">CPRT / Copart, Inc.</a>  | 47,718,783  | 48,003,424  | 0.6   | 10.08       | 0.6          |
| 1498 | 2/9/2023      | <a href="#">13G/A</a>   | <a href="#">GLW / Corning, Inc.</a>  | 92,075,409  | 97,196,146  | 5.56  | 11.49       | 6.49         |
| 1499 | 2/9/2023      | <a href="#">13G/A</a>   | <a href="#">CL / Colgate-Palmolive Co.</a>   | 76,746,614  | 80,375,011  | 4.73  | 9.62        | 5.6          |
| 1500 | 2/9/2023      | <a href="#">13G/A</a>   | <a href="#">CBRL / Cracker Barrel Old Country Store</a>                            | 2,339,008   | 2,280,812   | -2.49   | 10.27       | 0.1          |
| 1501 | 2/9/2023      | <a href="#">13G/A</a>   | <a href="#">APPS / Digital Turbine Inc</a>   | 10,301,870  | 10,784,308  | 4.68  | 10.89       | 4.51         |
| 1502 | 2/9/2023      | <a href="#">13G/A</a>   | <a href="#">ETWO / E2open Parent Holdings Inc -</a>                                | 23,242,829  | 20,284,084  | -12.73  | 6.71        | -13.42       |
| 1503 | 2/9/2023      | <a href="#">13G/A</a>   | <a href="#">CTVA / Corteva Inc</a>   | 79,487,323  | 82,226,470  | 3.45  | 11.44       | 5.15         |
| 1504 | 2/9/2023      | <a href="#">13G/A</a>   | <a href="#">DTM / DT Midstream Inc</a>   | 9,705,093   | 10,099,869  | 4.07  | 10.44       | 4.09         |
| 1505 | 2/9/2023      | <a href="#">13G/A</a>   | <a href="#">DOCS / Doximity Inc - Class A</a>                                      | 4,139,333   | 9,169,268   | 121.52  | 8.08        | 20.24        |
| 1506 | 2/9/2023      | <a href="#">13G/A</a>   | <a href="#">EHTH / eHealth Inc</a>   | 1,967,125   | 1,299,981   | -33.91  | 4.74        | -36.38       |
| 1507 | 2/9/2023      | <a href="#">13G/A</a>   | <a href="#">SATS / EchoStar Corp - Class A</a>                                     | 3,555,039   | 3,431,393   | -3.48   | 9.68        | 6.02         |
| 1508 | 2/9/2023      | <a href="#">13G/A</a>   | <a href="#">EW / Edwards Lifesciences Corp</a>                                     | 49,076,649  | 51,559,391  | 5.06  | 8.34        | 6.11         |
| 1509 | 2/9/2023      | <a href="#">13G/A</a>   | <a href="#">DFS / Discover Financial Services</a>                                  | 35,657,299  | 35,852,497  | 0.55  | 13.12       | 7.81         |






Raw (\*.xlsx) attached.

|      | A             | B   | C  | D   | E   | F   | G           | H            |
|------|---------------|---|--|---|---|---|-------------|--------------|
| 1    | SEC File Date | Form  | Security   | Prev Shares   | Current Shares  | ΔShares %   | % Ownership | % ΔOwnership |
|      |               |  |  |  |  |  |             |              |
| 1510 | 2/9/2023      | <a href="#">13G/A</a>   | <a href="#">DLTR / Dollar Tree Inc</a>   | 23,968,001  | 23,800,406  | -0.7  | 10.76       | 1.03         |
| 1511 | 2/9/2023      | <a href="#">13G/A</a>   | <a href="#">DBI / Designer Brands Inc - Class A</a>                                | 6,759,936   | 5,827,126   | -13.8   | 10.42       | 1.17         |
| 1512 | 2/9/2023      | <a href="#">13G/A</a>   | <a href="#">DLR / Digital Realty Trust Inc</a>                                     | 44,779,146  | 46,139,762  | 3.04  | 16.05       | 1.71         |
| 1513 | 2/9/2023      | <a href="#">13G/A</a>   | <a href="#">DBD / Diebold Nixdorf Inc- New</a>                                     | 7,380,742   | 4,941,064   | -33.05  | 6.25        | -33.65       |
| 1514 | 2/9/2023      | <a href="#">13G/A</a>   | <a href="#">CTRA / Coterra Energy Inc</a>  | 97,354,545  | 90,971,069  | -6.56   | 11.54       | -3.59        |
| 1515 | 2/9/2023      | <a href="#">13G/A</a>   | <a href="#">CMA / Comerica, Inc.</a>   | 15,504,914  | 17,061,475  | 10.04   | 13.03       | 10.24        |
| 1516 | 2/9/2023      | <a href="#">13G/A</a>   | <a href="#">CMC / Commercial Metals Co.</a>  | 13,084,312  | 12,372,451  | -5.44   | 10.54       | -2.04        |
| 1517 | 2/9/2023      | <a href="#">13G/A</a>   | <a href="#">COUP / Coupa Software Inc</a>  | 6,732,757   | 7,206,556   | 7.04  | 9.46        | 4.88         |
| 1518 | 2/9/2023      | <a href="#">13G/A</a>   | <a href="#">WISH / ContextLogic Inc - Class A</a>                                  | 37,742,834  | 53,826,098  | 42.61   | 7.95        | 21.56        |
| 1519 | 2/9/2023      | <a href="#">13G/A</a>   | <a href="#">CW / Curtiss-Wright Corp.</a>  | 3,548,502   | 3,512,361   | -1.02   | 9.17        | 1.44         |
| 1520 | 2/9/2023      | <a href="#">13G/A</a>   | <a href="#">DLX / Deluxe Corp.</a>   | 4,565,758   | 4,967,605   | 8.8   | 11.52       | 7.46         |
| 1521 | 2/9/2023      | <a href="#">13G/A</a>   | <a href="#">CVS / CVS Health Corp</a>  | 109,236,922   | 117,533,372   | 7.59  | 8.94        | 7.97         |
| 1522 | 2/9/2023      | <a href="#">13G/A</a>   | <a href="#">CHCT / Community Healthcare Trust Inc</a>                              | 2,792,647   | 2,850,305   | 2.06  | 11.27       | 0.81         |
| 1523 | 2/9/2023      | <a href="#">13G/A</a>   | <a href="#">CNDT / Conduent Inc</a>  | 16,235,669  | 18,823,097  | 15.94   | 8.72        | 14.29        |
| 1524 | 2/9/2023      | <a href="#">13G/A</a>   | <a href="#">COLM / Columbia Sportswear Co.</a>                                     | 3,625,068   | 3,003,430   | -17.15  | 4.84        | -12.95       |
| 1525 | 2/9/2023      | <a href="#">13G/A</a>   | <a href="#">CSGS / CSG Systems International Inc.</a>                              | 4,191,685   | 4,135,327   | -1.34   | 13.13       | 2.26         |
| 1526 | 2/9/2023      | <a href="#">13G/A</a>   | <a href="#">CRVL / Corvel Corp.</a>  | 1,098,847   | 1,106,807   | 0.72  | 6.41        | 3.39         |
| 1527 | 2/9/2023      | <a href="#">13G/A</a>   | <a href="#">CR / Crane Co</a>  |   | 4,728,523   |   | 8.42        |              |
| 1528 | 2/9/2023      | <a href="#">13G/A</a>   | <a href="#">CYTK / Cytokinetics Inc</a>  | 8,741,124   | 10,073,094  | 15.24   | 10.64       | 3.3          |
| 1529 | 2/9/2023      | <a href="#">13G/A</a>   | <a href="#">CUZ / Cousins Properties Inc.</a>                                      | 21,517,675  | 22,383,960  | 4.03  | 14.78       | 2.14         |
| 1530 | 2/9/2023      | <a href="#">13G/A</a>   | <a href="#">CRCT / Cricut Inc - Class A</a>  | 1,919,063   | 2,373,335   | 23.67   | 5.44        | 2.84         |
| 1531 | 2/9/2023      | <a href="#">13G/A</a>   | <a href="#">CHRS / Coherus Biosciences Inc</a>                                     | 4,547,529   | 5,815,882   | 27.89   | 7.48        | 26.35        |
| 1532 | 2/9/2023      | <a href="#">13G/A</a>   | <a href="#">CLOV / Clover Health Investments Corp -</a>                            | 25,887,351  | 32,158,748  | 24.23   | 8.38        | 7.02         |
| 1533 | 2/9/2023      | <a href="#">13G/A</a>   | <a href="#">COWN / Cowen Inc - Class A</a>   | 1,665,344   | 1,332,341   | -20   | 4.76        | -21.97       |
| 1534 | 2/9/2023      | <a href="#">13G/A</a>   | <a href="#">CORT / Corcept Therapeutics Inc</a>                                    | 10,844,789  | 10,345,030  | -4.61   | 9.61        | -6.06        |
| 1535 | 2/9/2023      | <a href="#">13G/A</a>   | <a href="#">CSGP / Costar Group, Inc.</a>  | 42,997,622  | 44,771,685  | 4.13  | 11.01       | 4.06         |
| 1536 | 2/9/2023      | <a href="#">13G/A</a>   | <a href="#">COKE / Coca-Cola Consolidated Inc</a>                                  | 595,563   | 555,587   | -6.71   | 6.64        | -20.38       |
| 1537 | 2/9/2023      | <a href="#">13G/A</a>   | <a href="#">CNSL / Consolidated Communications</a>                                 | 6,030,338   | 6,023,340   | -0.12   | 5.22        | -14.57       |
| 1538 | 2/9/2023      | <a href="#">13G/A</a>   | <a href="#">CLX / Clorox Co.</a>   | 14,500,034  | 15,151,580  | 4.49  | 12.28       | 4.07         |
| 1539 | 2/9/2023      | <a href="#">13G/A</a>   | <a href="#">CNC / Centene Corp.</a>  | 62,485,541  | 65,260,984  | 4.44  | 11.52       | 7.56         |
| 1540 | 2/9/2023      | <a href="#">13G/A</a>   | <a href="#">CRUS / Cirrus Logic, Inc.</a>  | 5,771,206   | 6,098,661   | 5.67  | 11.08       | 9.7          |
| 1541 | 2/9/2023      | <a href="#">13G/A</a>   | <a href="#">CAT / Caterpillar Inc.</a>   | 47,559,902  | 48,701,582  | 2.4   | 9.36        | 6.48         |
| 1542 | 2/9/2023      | <a href="#">13G/A</a>   | <a href="#">CAKE / Cheesecake Factory Inc.</a>                                     | 5,280,503   | 5,532,144   | 4.77  | 10.76       | 6.32         |
| 1543 | 2/9/2023      | <a href="#">13G/A</a>   | <a href="#">CRI / Carters Inc</a>  | 3,755,143   | 3,490,500   | -7.05   | 9.15        | 3.04         |
| 1544 | 2/9/2023      | <a href="#">13G/A</a>   | <a href="#">BWXT / BWX Technologies Inc</a>  | 8,282,028   | 8,375,421   | 1.13  | 9.18        | 2.23         |
| 1545 | 2/9/2023      | <a href="#">13G/A</a>   | <a href="#">BOOT / Boot Barn Holdings Inc</a>                                      | 2,579,840   | 2,707,315   | 4.94  | 9.08        | 4.25         |
| 1546 | 2/9/2023      | <a href="#">13G/A</a>   | <a href="#">KYMR / Kymera Therapeutics Inc</a>                                     | 2,957,174   | 3,660,307   | 23.78   | 6.67        | 16           |
| 1547 | 2/9/2023      | <a href="#">13G/A</a>   | <a href="#">HOG / Harley-Davidson, Inc.</a>  | 14,043,248  | 13,138,917  | -6.44   | 8.99        | -1.53        |
| 1548 | 2/9/2023      | <a href="#">13G/A</a>   | <a href="#">PAHC / Phibro Animal Health Corp. -</a>                                | 2,277,665   | 2,362,803   | 3.74  | 11.62       | 3.75         |
| 1549 | 2/9/2023      | <a href="#">13G/A</a>   | <a href="#">NTNX / Nutanix Inc - Class A</a>                                       | 22,227,436  | 25,500,892  | 14.73   | 11.08       | 7.05         |
| 1550 | 2/9/2023      | <a href="#">13G/A</a>   | <a href="#">STBA / S &amp; T Bancorp, Inc.</a>                                     | 4,319,464   | 4,474,192   | 3.58  | 11.47       | 4.46         |
| 1551 | 2/9/2023      | <a href="#">13G/A</a>   | <a href="#">SLM / SLM Corp.</a>  | 33,855,794  | 31,617,580  | -6.61   | 12.64       | 9.44         |
| 1552 | 2/9/2023      | <a href="#">13G/A</a>   | <a href="#">SBGI / Sinclair Inc - Class A</a>                                      | 5,322,731   | 4,624,858   | -13.11  | 10.09       | -1.85        |
| 1553 | 2/9/2023      | <a href="#">13G/A</a>   | <a href="#">STC / Stewart Information Services Corp.</a>                           | 1,918,379   | 2,093,169   | 9.11  | 7.72        | 8.27         |
| 1554 | 2/9/2023      | <a href="#">13G/A</a>   | <a href="#">SXI / Standex International Corp.</a>                                  | 1,383,684   | 1,425,988   | 3.06  | 11.9        | 5.03         |
| 1555 | 2/9/2023      | <a href="#">13G/A</a>   | <a href="#">SYK / Stryker Corp.</a>  | 28,652,681  | 30,246,178  | 5.56  | 7.99        | 5.13         |
| 1556 | 2/9/2023      | <a href="#">13G/A</a>   | <a href="#">SNPS / Synopsys, Inc.</a>  | 17,070,637  | 13,273,486  | -22.24  | 8.71        | -21.74       |
| 1557 | 2/9/2023      | <a href="#">13G/A</a>   | <a href="#">NOVA / Sunnova Energy International Inc</a>                            | 8,617,351   | 9,677,917   | 12.31   | 8.42        | 9.64         |
| 1558 | 2/9/2023      | <a href="#">13G/A</a>   | <a href="#">STLD / Steel Dynamics Inc.</a>   | 21,002,962  | 21,822,262  | 3.9   | 12.43       | 17.49        |
| 1559 | 2/9/2023      | <a href="#">13G/A</a>   | <a href="#">STWD / Starwood Property Trust Inc</a>                                 | 26,160,887  | 28,015,810  | 7.09  | 9.05        | 5.36         |
| 1560 | 2/9/2023      | <a href="#">13G/A</a>   | <a href="#">RDNT / Radnet Inc</a>  | 3,145,333   | 3,466,238   | 10.2  | 6.04        | 2.55         |
| 1561 | 2/9/2023      | <a href="#">13G/A</a>   | <a href="#">SUMO / Sumo Logic Inc</a>  | 8,533,814   | 11,032,413  | 29.28   | 9.19        | 20.6         |

Raw (\*.xlsx) attached.


|      | A             | B   | C  | D   | E   | F   | G   | H   |
|------|---------------|---|--|---|---|---|---|---|
|      | SEC File Date | Form  | Security   | Prev Shares   | Current Shares  | ΔShares %   | % Ownership   | % ΔOwnership  |
| 1    |               |  |  |  |  |  |  |  |
| 1562 | 2/9/2023      | 13G/A   | VRE / Veris Residential Inc  | 12,334,987  | 13,702,540  | 11.09   | 15.04   | 10.91   |
| 1563 | 2/9/2023      | 13G/A   | TWI / Titan International, Inc.  | 3,291,873   | 4,001,184   | 21.55   | 6.37  | 20.64   |
| 1564 | 2/9/2023      | 13G/A   | TT / Trane Technologies plc - Class A  | 18,055,927  | 18,594,004  | 2.98  | 8.07  | 6.18  |
| 1565 | 2/9/2023      | 13G/A   | UNVR / Univar Solutions Inc  | 17,017,700  | 16,331,919  | -4.03   | 10.01   | -0.5  |
| 1566 | 2/9/2023      | 13G/A   | TBK / Triumph Bancorp Inc  | 2,059,379   | 2,071,051   | 0.57  | 8.46  | 3.17  |
| 1567 | 2/9/2023      | 13G/A   | WSC / WillScot Mobile Mini Holdings  | 20,371,534  | 19,555,613  | -4.01   | 9.36  | 2.52  |
| 1568 | 2/9/2023      | 13G/A   | NCR / NCR Corp.  | 13,966,658  | 13,918,318  | -0.35   | 10.13   | -0.3  |
| 1569 | 2/9/2023      | 13G/A   | MSCI / MSCI Inc  | 8,548,608   | 8,680,812   | 1.55  | 10.86   | 4.73  |
| 1570 | 2/9/2023      | 13G/A   | NEWR / New Relic Inc   | 4,924,359   | 5,639,443   | 14.52   | 8.25  | 9.56  |
| 1571 | 2/9/2023      | 13G/A   | NXST / Nexstar Media Group Inc   | 3,653,139   | 3,459,083   | -5.31   | 9.17  | 2.69  |
| 1572 | 2/9/2023      | 13G/A   | PIII / P3 Health Partners Inc - Class A  | 2,140,558   | 2,290,324   | 7   | 5.51  | 6.99  |
| 1573 | 2/9/2023      | 13G/A   | SAIA / Saia Inc.   | 2,646,804   | 2,570,684   | -2.88   | 9.71  | -3.19   |
| 1574 | 2/9/2023      | 13G/A   | ROK / Rockwell Automation Inc  | 13,454,960  | 13,595,889  | 1.05  | 11.85   | 2.42  |
| 1575 | 2/9/2023      | 13G/A   | SEEL / Seelos Therapeutics Inc   | 5,146,483   | 5,016,741   | -2.52   | 4.68  | -6.96   |
| 1576 | 2/9/2023      | 13G/A   | SPXC / SPX Technologies Inc  |   | 4,876,561   |   | 10.79   |   |
| 1577 | 2/9/2023      | 13G/A   | USFD / US Foods Holding Corp   | 18,673,480  | 19,619,394  | 5.07  | 8.72  | 4.06  |
| 1578 | 2/9/2023      | 13G/A   | TDY / Teledyne Technologies Inc  | 5,034,477   | 5,301,284   | 5.3   | 11.31   | 4.82  |
| 1579 | 2/9/2023      | 13G/A   | VNDA / Vanda Pharmaceuticals Inc   | 3,876,684   | 3,992,166   | 2.98  | 7.05  | 1.29  |
| 1580 | 2/9/2023      | 13G/A   | SM / SM Energy Co  | 13,811,934  | 15,599,887  | 12.94   | 12.7  | 11.7  |
| 1581 | 2/9/2023      | 13G/A   | MCRB / Seres Therapeutics Inc  | 4,676,265   | 6,092,937   | 30.29   | 4.89  | -3.93   |
| 1582 | 2/9/2023      | 13G/A   | SNEX / StoneX Group Inc  | 1,077,511   | 1,161,980   | 7.84  | 5.7   | 5.56  |
| 1583 | 2/9/2023      | 13G/A   | UCTT / Ultra Clean Hldgs Inc   | 3,720,373   | 3,607,710   | -3.03   | 7.93  | -4.34   |
| 1584 | 2/9/2023      | 13G/A   | GOCO / GoHealth Inc - Class A  |   | 176,102   |   | 1.98  |   |
| 1585 | 2/9/2023      | 13G/A   | WTS / Watts Water Technologies, Inc. -   | 2,934,424   | 2,967,785   | 1.14  | 10.88   | 2.16  |
| 1586 | 2/9/2023      | 13G/A   | FOX / Fox Corporation - Class B  | 17,052,789  | 16,400,292  | -3.83   | 6.83  | -0.15   |
| 1587 | 2/9/2023      | 13G/A   | PHM / PulteGroup Inc   | 27,486,675  | 26,471,182  | -3.69   | 11.62   | 7   |
| 1588 | 2/9/2023      | 13G/A   | SBRA / Sabra Healthcare REIT Inc   | 35,457,741  | 35,435,833  | -0.06   | 15.34   | -1.1  |
| 1589 | 2/9/2023      | 13G/A   | SLP / Simulations Plus Inc.  | 1,069,793   | 1,119,112   | 4.61  | 5.51  | 3.96  |
| 1590 | 2/9/2023      | 13G/A   | ZTS / Zoetis Inc - Class A   | 37,332,605  | 36,850,763  | -1.29   | 7.91  | 0.25  |
| 1591 | 2/9/2023      | 13G/A   | TGTX / TG Therapeutics Inc   | 14,746,392  | 15,502,764  | 5.13  | 10.67   | 5.12  |
| 1592 | 2/9/2023      | 13G/A   | WH / Wyndham Hotels & Resorts Inc  | 8,542,529   | 8,150,815   | -4.59   | 9.23  | 0.65  |
| 1593 | 2/9/2023      | 13G/A   | HWKN / Hawkins Inc   | 1,455,119   | 1,464,201   | 0.62  | 6.97  | 1.16  |
| 1594 | 2/9/2023      | 13G/A   | MMS / Maximus Inc.   | 6,801,842   | 6,214,223   | -8.64   | 10.23   | -6.83   |
| 1595 | 2/9/2023      | 13G/A   | GRMN / Garmin Ltd  | 16,910,405  | 17,837,816  | 5.48  | 9.31  | 5.92  |
| 1596 | 2/9/2023      | 13G/A   | HZO / Marinemax, Inc.  | 1,674,250   | 1,822,447   | 8.85  | 8.34  | 9.45  |
| 1597 | 2/9/2023      | 13G/A   | SENEA / Seneca Foods Corp. - Class A   | 405,053   | 406,621   | 0.39  | 6.92  | 19.1  |
| 1598 | 2/9/2023      | 13G/A   | SASR / Sandy Spring Bancorp  | 2,480,515   | 2,839,370   | 14.47   | 6.36  | 16.91   |
| 1599 | 2/9/2023      | 13G/A   | SCI / Service Corp. International  | 16,487,541  | 15,768,350  | -4.36   | 10.25   | 0.39  |
| 1600 | 2/9/2023      | 13G/A   | RCL / Royal Caribbean Group  | 23,041,064  | 23,947,488  | 3.93  | 9.38  | 3.76  |
| 1601 | 2/9/2023      | 13G/A   | SEER / Seer Inc - Class A  | 4,221,700   | 3,465,630   | -17.91  | 5.91  | -20.14  |
| 1602 | 2/9/2023      | 13G/A   | SBH / Sally Beauty Holdings Inc  | 12,114,324  | 12,102,662  | -0.1  | 11.31   | 5.7   |
| 1603 | 2/9/2023      | 13G/A   | SEIC / SEI Investments Co.   | 12,065,855  | 12,247,827  | 1.51  | 9.08  | 4.97  |
| 1604 | 2/9/2023      | 13G/A   | RPM / RPM International, Inc.  | 13,436,537  | 13,989,886  | 4.12  | 10.84   | 4.63  |
| 1605 | 2/9/2023      | 13G/A   | SRG / Seritage Growth Properties - Class   | 4,654,157   | 4,314,033   | -7.31   | 7.7   | -27.84  |
| 1606 | 2/9/2023      | 13G/A   | SNBR / Sleep Number Corp   | 2,586,033   | 2,394,233   | -7.42   | 10.88   | -4.73   |
| 1607 | 2/9/2023      | 13G/A   | SMAR / Smartsheet Inc - Class A  | 11,260,429  | 12,181,840  | 8.18  | 9.28  | 4.5   |
| 1608 | 2/9/2023      | 13G/A   | ST / Sensata Technologies Holding Plc  | 14,107,368  | 14,338,181  | 1.64  | 9.37  | 5.28  |
| 1609 | 2/9/2023      | 13G/A   | SJW / SJW Group  | 1,897,017   | 2,175,753   | 14.69   | 7.18  | 12.89   |
| 1610 | 2/9/2023      | 13G/A   | SHLS / Shoals Technologies Group Inc -   | 9,204,448   | 9,391,069   | 2.03  | 6.81  | -22.96  |
| 1611 | 2/9/2023      | 13G/A   | SAH / Sonic Automotive, Inc. - Class A   | 2,278,697   | 1,863,149   | -18.24  | 7.59  | -2.69   |
| 1612 | 2/9/2023      | 13G/A   | SKX / Skechers U S A, Inc. - Class A   | 12,308,578  | 12,433,860  | 1.02  | 9.26  | 1.54  |
| 1613 | 2/9/2023      | 13G/A   | SWK / Stanley Black & Decker Inc   | 18,623,594  | 17,889,032  | -3.94   | 12.09   | 6.05  |

Raw (\*.xlsx) attached.





|      | A             | B   | C  | D   | E   | F   | G           | H            |
|------|---------------|---|--|---|---|---|-------------|--------------|
|      | SEC File Date | Form  | Security   | Prev Shares   | Current Shares  | ΔShares %   | % Ownership | % ΔOwnership |
| 1    |               |  |  |  |  |  |             |              |
| 1614 | 2/9/2023      | <a href="#">13G/A</a>   | <a href="#">STAG / STAG Industrial Inc</a>   | 24,668,275  | 26,524,865  | 7.53  | 14.8        | 5.04         |
| 1615 | 2/9/2023      | <a href="#">13G/A</a>   | <a href="#">SPRU / Spruce Power Holding</a>  | 9,577,675   | 4,674,346   | -51.2   | 3.24        | -52.84       |
| 1616 | 2/9/2023      | <a href="#">13G/A</a>   | <a href="#">PRTY / Party City Holdco Inc</a>                                       | 5,957,551   | 5,908,147   | -0.83   | 5.21        | -1.88        |
| 1617 | 2/9/2023      | <a href="#">13G/A</a>   | <a href="#">JOE / St. Joe Co.</a>  | 5,168,901   | 5,234,058   | 1.26  | 8.97        | 2.16         |
| 1618 | 2/9/2023      | <a href="#">13G/A</a>   | <a href="#">FN / Fabrinet</a>  | 4,143,113   | 4,240,579   | 2.35  | 11.59       | 3.57         |
| 1619 | 2/9/2023      | <a href="#">13G/A</a>   | <a href="#">EXR / Extra Space Storage Inc.</a>                                     | 21,934,384  | 22,331,133  | 1.81  | 16.67       | 1.77         |
| 1620 | 2/9/2023      | <a href="#">13G/A</a>   | <a href="#">FBMS / First Bancshares Inc Miss</a>                                   | 1,067,580   | 1,238,455   | 16.01   | 5.15        | 1.38         |
| 1621 | 2/9/2023      | <a href="#">13G/A</a>   | <a href="#">RKT / Rocket Companies Inc Class A</a>                                 | 7,776,371   | 10,856,327  | 39.61   | 8.91        | 54.96        |
| 1622 | 2/9/2023      | <a href="#">13G/A</a>   | <a href="#">PII / Polaris Inc</a>  | 6,169,864   | 5,856,861   | -5.07   | 10.11       | -0.59        |
| 1623 | 2/9/2023      | <a href="#">13G/A</a>   | <a href="#">POST / Post Holdings Inc</a>   | 5,342,163   | 5,227,450   | -2.15   | 8.9         | 4.22         |
| 1624 | 2/9/2023      | <a href="#">13G/A</a>   | <a href="#">PGRE / Paramount Group Inc</a>   | 25,960,472  | 27,118,564  | 4.46  | 12.34       | 4.05         |
| 1625 | 2/9/2023      | <a href="#">13G/A</a>   | <a href="#">RBC / RBC Bearings Inc.</a>  | 2,621,463   | 2,697,782   | 2.91  | 9.3         | 2.42         |
| 1626 | 2/9/2023      | <a href="#">13G/A</a>   | <a href="#">NX / Quanex Building Products Corp</a>                                 | 3,694,405   | 3,832,789   | 3.75  | 11.57       | 4.14         |
| 1627 | 2/9/2023      | <a href="#">13G/A</a>   | <a href="#">QUAD / Quad/Graphics Inc - Class A</a>                                 | 2,446,011   | 1,778,664   | -27.28  | 4.55        | -23.66       |
| 1628 | 2/9/2023      | <a href="#">13G/A</a>   | <a href="#">PGNY / Progyny Inc</a>   | 6,475,504   | 7,345,124   | 13.43   | 7.91        | 10.47        |
| 1629 | 2/9/2023      | <a href="#">13G/A</a>   | <a href="#">PWR / Quanta Services, Inc.</a>  | 15,181,219  | 15,721,218  | 3.56  | 11          | 3.29         |
| 1630 | 2/9/2023      | <a href="#">13G/A</a>   | <a href="#">PGR / Progressive Corp.</a>  | 47,203,179  | 50,562,142  | 7.12  | 8.64        | 6.93         |
| 1631 | 2/9/2023      | <a href="#">13G/A</a>   | <a href="#">RNST / Renasant Corp.</a>  | 6,003,946   | 6,422,592   | 6.97  | 11.48       | 6.59         |
| 1632 | 2/9/2023      | <a href="#">13G/A</a>   | <a href="#">PB / Prosperity Bancshares Inc.</a>                                    | 9,320,747   | 9,496,533   | 1.89  | 10.4        | 2.87         |
| 1633 | 2/9/2023      | <a href="#">13G/A</a>   | <a href="#">SHAK / Shake Shack Inc - Class A</a>                                   | 4,022,593   | 4,114,443   | 2.28  | 10.47       | 1.85         |
| 1634 | 2/9/2023      | <a href="#">13G/A</a>   | <a href="#">DE / Deere &amp; Co.</a>   | 21,484,587  | 22,117,165  | 2.94  | 7.42        | 6.15         |
| 1635 | 2/9/2023      | <a href="#">13G/A</a>   | <a href="#">DELL / Dell Technologies Inc - Class C</a>                             | 17,196,572  | 16,254,346  | -5.48   | 6.71        | 13.15        |
| 1636 | 2/9/2023      | <a href="#">13G/A</a>   | <a href="#">DISH / Dish Network Corp - Class A</a>                                 | 26,725,846  | 28,220,681  | 5.59  | 9.66        | 5            |
| 1637 | 2/9/2023      | <a href="#">13G/A</a>   | <a href="#">PLUS / ePlus Inc</a>   | 1,941,062   | 2,111,123   | 8.76  | 7.85        | 9.33         |
| 1638 | 2/9/2023      | <a href="#">13G/A</a>   | <a href="#">ENPH / Enphase Energy Inc</a>  | 13,920,337  | 15,686,222  | 12.69   | 11.54       | 11.82        |
| 1639 | 2/9/2023      | <a href="#">13G/A</a>   | <a href="#">FGEN / FibroGen Inc</a>  | 9,385,189   | 9,444,069   | 0.63  | 10.05       | -0.4         |
| 1640 | 2/9/2023      | <a href="#">13G/A</a>   | <a href="#">LKFN / Lakeland Financial Corp.</a>                                    | 1,587,441   | 1,845,929   | 16.28   | 7.28        | 16.11        |
| 1641 | 2/9/2023      | <a href="#">13G/A</a>   | <a href="#">MDGL / Madrigal Pharmaceuticals Inc</a>                                | 1,123,061   | 1,266,375   | 12.76   | 7.4         | 12.63        |
| 1642 | 2/9/2023      | <a href="#">13G/A</a>   | <a href="#">MAR / Marriott International, Inc. - Class</a>                         | 20,956,076  | 22,852,929  | 9.05  | 7.22        | 12.29        |
| 1643 | 2/9/2023      | <a href="#">13G/A</a>   | <a href="#">SABR / Sabre Corp</a>  | 32,917,581  | 37,234,133  | 13.11   | 11.34       | 13.06        |
| 1644 | 2/9/2023      | <a href="#">13G/A</a>   | <a href="#">IOT / Samsara Inc - Class A</a>  | 1,984,438   | 8,905,316   | 348.76  | 7.07        | 24.69        |
| 1645 | 2/9/2023      | <a href="#">13G/A</a>   | <a href="#">MMC / Marsh &amp; McLennan Cos., Inc.</a>                              | 42,128,173  | 43,717,203  | 3.77  | 8.81        | 5.64         |
| 1646 | 2/9/2023      | <a href="#">13G/A</a>   | <a href="#">MAT / Mattel, Inc.</a>   | 31,908,184  | 34,438,270  | 7.93  | 9.72        | 6.7          |
| 1647 | 2/9/2023      | <a href="#">13G/A</a>   | <a href="#">MCK / Mckesson Corporation</a>   | 15,497,451  | 12,869,151  | -16.96  | 9.08        | -10.54       |
| 1648 | 2/9/2023      | <a href="#">13G/A</a>   | <a href="#">MBUU / Malibu Boats Inc - Class A</a>                                  | 1,098,674   | 1,238,536   | 12.73   | 6.09        | 15.56        |
| 1649 | 2/9/2023      | <a href="#">13G/A</a>   | <a href="#">MHK / Mohawk Industries, Inc.</a>                                      | 5,875,192   | 6,136,576   | 4.45  | 9.66        | 11.42        |
| 1650 | 2/9/2023      | <a href="#">13G/A</a>   | <a href="#">MSFT / Microsoft Corporation</a>                                       | 615,950,062   | 642,664,898   | 4.34  | 8.62        | 5.12         |
| 1651 | 2/9/2023      | <a href="#">13G/A</a>   | <a href="#">MNTV / Momentive Global Inc</a>  | 12,176,159  | 13,521,099  | 11.05   | 9.1         | 11.25        |
| 1652 | 2/9/2023      | <a href="#">13G/A</a>   | <a href="#">MFA / MFA Financial Inc</a>  |   | 9,745,113   |   | 9.57        |              |
| 1653 | 2/9/2023      | <a href="#">13G/A</a>   | <a href="#">MORN / Morningstar Inc</a>   | 2,273,246   | 2,474,633   | 8.86  | 5.83        | 10.63        |
| 1654 | 2/9/2023      | <a href="#">13G/A</a>   | <a href="#">MOV / Movado Group, Inc.</a>   | 1,212,579   | 1,197,796   | -1.22   | 7.63        | 3.11         |
| 1655 | 2/9/2023      | <a href="#">13G/A</a>   | <a href="#">MMSI / Merit Medical Systems, Inc.</a>                                 | 5,737,781   | 6,824,344   | 18.94   | 11.99       | 18.01        |
| 1656 | 2/9/2023      | <a href="#">13G/A</a>   | <a href="#">NEOG / Neogen Corp.</a>  | 10,584,111  | 19,057,576  | 80.06   | 8.82        | -10.18       |
| 1657 | 2/9/2023      | <a href="#">13G/A</a>   | <a href="#">MYRG / MYR Group Inc</a>   | 1,149,042   | 1,238,381   | 7.78  | 7.46        | 9.54         |
| 1658 | 2/9/2023      | <a href="#">13G/A</a>   | <a href="#">NYT / New York Times Co. - Class A</a>                                 | 15,880,017  | 16,068,708  | 1.19  | 9.76        | 2.74         |
| 1659 | 2/9/2023      | <a href="#">13G/A</a>   | <a href="#">OMCL / Omnicell, Inc.</a>  | 4,740,493   | 4,430,315   | -6.54   | 9.92        | -8.06        |
| 1660 | 2/9/2023      | <a href="#">13G/A</a>   | <a href="#">NR / Newpark Resources, Inc.</a>                                       | 4,737,339   | 4,164,690   | -12.09  | 4.43        | -13.65       |
| 1661 | 2/9/2023      | <a href="#">13G/A</a>   | <a href="#">NVEE / NV5 Global Inc</a>  | 781,668   | 868,847   | 11.15   | 5.58        | 9.84         |
| 1662 | 2/9/2023      | <a href="#">13G/A</a>   | <a href="#">NEU / NewMarket Corp.</a>  | 741,198   | 706,908   | -4.63   | 7.16        | 2.73         |
| 1663 | 2/9/2023      | <a href="#">13G/A</a>   | <a href="#">NAVI / Navient Corp</a>  | 16,016,730  | 11,581,337  | -27.69  | 8.54        | -17.88       |
| 1664 | 2/9/2023      | <a href="#">13G/A</a>   | <a href="#">OSPN / OneSpan Inc</a>   | 2,379,725   | 2,713,586   | 14.03   | 6.84        | 14.96        |
| 1665 | 2/9/2023      | <a href="#">13G/A</a>   | <a href="#">NMRK / Newmark Group Inc - Class A</a>                                 | 24,904,046  | 20,768,590  | -16.61  | 13.79       | 5.91         |






Raw (\*.xlsx) attached.

|      | A             | B   | C  | D   | E   | F   | G           | H            |
|------|---------------|---|--|---|---|---|-------------|--------------|
| 1    | SEC File Date | Form  | Security   | Prev Shares   | Current Shares  | ΔShares %   | % Ownership | % ΔOwnership |
|      |               |  |  |  |  |  |             |              |
| 1666 | 2/9/2023      | <a href="#">13G/A</a>   | <a href="#">NOG / Northern Oil and Gas Inc.</a>                                    | 3,996,826   | 3,873,006   | -3.1  | 4.97        | -4.05        |
| 1667 | 2/9/2023      | <a href="#">13G/A</a>   | <a href="#">NUVB / Nuvation Bio Inc - Class A</a>                                  | 11,260,552  | 9,932,441   | -11.79  | 4.55        | -11.99       |
| 1668 | 2/9/2023      | <a href="#">13G/A</a>   | <a href="#">NMIH / NMI Holdings Inc - Class A</a>                                  | 5,691,805   | 6,163,709   | 8.29  | 7.37        | 10.99        |
| 1669 | 2/9/2023      | <a href="#">13G/A</a>   | <a href="#">ONTF / ON24 Inc</a>  | 3,326,932   | 2,442,930   | -26.57  | 5.08        | -27.32       |
| 1670 | 2/9/2023      | <a href="#">13G/A</a>   | <a href="#">OPEN / Opendoor Technologies Inc</a>                                   | 63,028,594  | 68,341,853  | 8.43  | 10.78       | 7.58         |
| 1671 | 2/9/2023      | <a href="#">13G/A</a>   | <a href="#">OGS / ONE Gas Inc</a>  | 5,824,796   | 6,246,071   | 7.23  | 11.54       | 6.16         |
| 1672 | 2/9/2023      | <a href="#">13G/A</a>   | <a href="#">OMI / Owens &amp; Minor, Inc.</a>                                      | 8,006,776   | 8,582,472   | 7.19  | 11.26       | 6.13         |
| 1673 | 2/9/2023      | <a href="#">13G/A</a>   | <a href="#">PYPL / PayPal Holdings Inc</a>   | 94,078,240  | 95,722,682  | 1.75  | 8.4         | 4.87         |
| 1674 | 2/9/2023      | <a href="#">13G/A</a>   | <a href="#">PEN / Penumbra Inc</a>   | 3,297,518   | 3,467,792   | 5.16  | 9.13        | 3.4          |
| 1675 | 2/9/2023      | <a href="#">13G/A</a>   | <a href="#">PRFT / Perficient Inc.</a>   | 3,609,336   | 4,013,507   | 11.2  | 11.59       | 5.75         |
| 1676 | 2/9/2023      | <a href="#">13G/A</a>   | <a href="#">PPBI / Pacific Premier Bancorp, Inc.</a>                               | 10,626,280  | 11,258,754  | 5.95  | 11.85       | 5.24         |
| 1677 | 2/9/2023      | <a href="#">13G/A</a>   | <a href="#">PCTY / Paylocity Holding Corp</a>                                      | 3,704,547   | 4,087,495   | 10.34   | 7.34        | 9.06         |
| 1678 | 2/9/2023      | <a href="#">13G/A</a>   | <a href="#">PFSW / PFSWEB Inc</a>  | 1,157,634   | 909,269   | -21.45  | 4.02        | -26.78       |
| 1679 | 2/9/2023      | <a href="#">13G/A</a>   | <a href="#">POSH / Poshmark Inc - Class A</a>                                      | 3,065,459   | 2,997,978   | -2.2  | 5.49        | -15.41       |
| 1680 | 2/9/2023      | <a href="#">13G/A</a>   | <a href="#">CHCO / City Holding Co.</a>  | 1,646,113   | 1,711,482   | 3.97  | 11.52       | 5.79         |
| 1681 | 2/9/2023      | <a href="#">13G/A</a>   | <a href="#">CDXS / Codexis Inc.</a>  | 3,400,490   | 3,642,208   | 7.11  | 5.54        | 5.73         |
| 1682 | 2/9/2023      | <a href="#">13G/A</a>   | <a href="#">OC / Owens Corning</a>   | 9,740,752   | 9,586,320   | -1.59   | 10.26       | 2.29         |
| 1683 | 2/9/2023      | <a href="#">13G/A</a>   | <a href="#">DVA / DaVita Inc</a>   | 7,481,018   | 6,166,112   | -17.58  | 6.84        | -6.81        |
| 1684 | 2/9/2023      | <a href="#">13G/A</a>   | <a href="#">DEA / Easterly Government Properties</a>                               | 10,464,675  | 10,683,803  | 2.09  | 11.76       | -3.21        |
| 1685 | 2/9/2023      | <a href="#">13G/A</a>   | <a href="#">DXC / DXC Technology Co</a>  | 27,401,425  | 26,485,956  | -3.34   | 11.51       | 5.99         |
| 1686 | 2/9/2023      | <a href="#">13G/A</a>   | <a href="#">EFX / Equifax, Inc.</a>  | 12,880,896  | 13,532,743  | 5.06  | 11.05       | 4.64         |
| 1687 | 2/9/2023      | <a href="#">13G/A</a>   | <a href="#">EXPE / Expedia Group Inc</a>   | 15,405,768  | 17,185,179  | 11.55   | 11.41       | 8.15         |
| 1688 | 2/9/2023      | <a href="#">13G/A</a>   | <a href="#">FIVE / Five Below Inc</a>  | 5,115,436   | 4,962,297   | -2.99   | 8.94        | -2.08        |
| 1689 | 2/9/2023      | <a href="#">13G/A</a>   | <a href="#">GNTX / Gentex Corp.</a>  | 23,944,606  | 23,811,022  | -0.56   | 10.15       | 0.3          |
| 1690 | 2/9/2023      | <a href="#">13G/A</a>   | <a href="#">GM / General Motors Company</a>  | 102,724,091   | 110,305,628   | 7.38  | 7.76        | 9.6          |
| 1691 | 2/9/2023      | <a href="#">13G/A</a>   | <a href="#">HCA / HCA Healthcare Inc</a>   | 18,931,643  | 17,946,718  | -5.2  | 6.35        | 4.27         |
| 1692 | 2/9/2023      | <a href="#">13G/A</a>   | <a href="#">GPI / Group 1 Automotive, Inc.</a>                                     | 1,910,640   | 1,669,487   | -12.62  | 11.45       | 8.43         |
| 1693 | 2/9/2023      | <a href="#">13G/A</a>   | <a href="#">HQY / Healthequity Inc</a>   | 8,023,824   | 8,319,745   | 3.69  | 9.83        | 2.4          |
| 1694 | 2/9/2023      | <a href="#">13G/A</a>   | <a href="#">HA / Hawaiian Holdings, Inc.</a>                                       | 5,334,886   | 5,404,601   | 1.31  | 10.51       | 0.86         |
| 1695 | 2/9/2023      | <a href="#">13G/A</a>   | <a href="#">HGV / Hilton Grand Vacations Inc</a>                                   | 8,266,546   | 8,263,409   | -0.04   | 7.18        | 4.06         |
| 1696 | 2/9/2023      | <a href="#">13G/A</a>   | <a href="#">GPRO / GoPro Inc. - Class A</a>  | 11,960,453  | 12,282,406  | 2.69  | 9.47        | 2.05         |
| 1697 | 2/9/2023      | <a href="#">13G/A</a>   | <a href="#">HCAT / Health Catalyst Inc</a>   | 5,492,511   | 6,069,528   | 10.51   | 11.09       | 9.37         |
| 1698 | 2/9/2023      | <a href="#">13G/A</a>   | <a href="#">HBNC / Horizon Bancorp Inc (IN)</a>                                    | 2,179,293   | 2,315,373   | 6.24  | 5.27        | 5.19         |
| 1699 | 2/9/2023      | <a href="#">13G/A</a>   | <a href="#">HTLD / Heartland Express, Inc.</a>                                     | 5,083,803   | 5,260,842   | 3.48  | 6.66        | 3.42         |
| 1700 | 2/9/2023      | <a href="#">13G/A</a>   | <a href="#">HIBB / Hibbett Inc</a>   | 1,258,807   | 962,691   | -23.52  | 7.56        | -17.83       |
| 1701 | 2/9/2023      | <a href="#">13G/A</a>   | <a href="#">LOPE / Grand Canyon Education Inc</a>                                  | 3,658,710   | 2,918,849   | -20.22  | 9.37        | -9.56        |
| 1702 | 2/9/2023      | <a href="#">13G/A</a>   | <a href="#">INTU / Intuit Inc</a>  | 22,621,704  | 24,934,429  | 10.22   | 8.88        | 11.14        |
| 1703 | 2/9/2023      | <a href="#">13G/A</a>   | <a href="#">HST / Host Hotels &amp; Resorts Inc</a>                                | 114,950,121   | 119,594,801   | 4.04  | 16.73       | 3.91         |
| 1704 | 2/9/2023      | <a href="#">13G/A</a>   | <a href="#">IRT / Independence Realty Trust Inc</a>                                | 24,329,328  | 32,818,722  | 34.89   | 14.65       | 33.18        |
| 1705 | 2/9/2023      | <a href="#">13G/A</a>   | <a href="#">IBP / Installed Building Products Inc</a>                              | 2,506,514   | 2,563,829   | 2.29  | 8.96        | 6.16         |
| 1706 | 2/9/2023      | <a href="#">13G/A</a>   | <a href="#">IMGN / Immunogen, Inc.</a>   | 15,131,752  | 14,378,435  | -4.98   | 6.51        | -5.24        |
| 1707 | 2/9/2023      | <a href="#">13G/A</a>   | <a href="#">INSP / Inspire Medical Systems Inc</a>                                 | 2,899,902   | 2,978,391   | 2.71  | 10.31       | 2.69         |
| 1708 | 2/9/2023      | <a href="#">13G/A</a>   | <a href="#">IVT / InvenTrust Properties Corp</a>                                   | 9,202,577   | 9,660,615   | 4.98  | 14.33       | 4.9          |
| 1709 | 2/9/2023      | <a href="#">13G/A</a>   | <a href="#">JBL / Jabil Inc</a>  | 14,886,820  | 14,898,471  | 0.08  | 11.1        | 7.45         |
| 1710 | 2/9/2023      | <a href="#">13G/A</a>   | <a href="#">KEX / Kirby Corp.</a>  | 5,446,956   | 5,722,820   | 5.06  | 9.55        | 5.41         |
| 1711 | 2/9/2023      | <a href="#">13G/A</a>   | <a href="#">KALU / Kaiser Aluminum Corp</a>  | 1,885,080   | 1,891,847   | 0.36  | 11.87       | -0.08        |
| 1712 | 2/9/2023      | <a href="#">13G/A</a>   | <a href="#">LH / Laboratory Corp. Of America</a>                                   | 10,753,065  | 10,450,115  | -2.82   | 11.79       | 4.89         |
| 1713 | 2/9/2023      | <a href="#">13G/A</a>   | <a href="#">JNPR / Juniper Networks Inc</a>  | 37,349,193  | 39,689,929  | 6.27  | 12.23       | 6.44         |
| 1714 | 2/9/2023      | <a href="#">13G/A</a>   | <a href="#">KNX / Knight-Swift Transportation</a>                                  | 13,809,549  | 14,834,116  | 7.42  | 9.23        | 10.94        |
| 1715 | 2/9/2023      | <a href="#">13G/A</a>   | <a href="#">LTCH / Latch Inc</a>   | 8,605,474   | 6,832,832   | -20.6   | 4.72        | -21.98       |
| 1716 | 2/9/2023      | <a href="#">13G/A</a>   | <a href="#">KMPR / Kemper Corporation</a>  | 6,404,926   | 6,438,303   | 0.52  | 10.08       | 0.5          |
| 1717 | 2/9/2023      | <a href="#">13G/A</a>   | <a href="#">LEVI / Levi Strauss &amp; Co. Cls A</a>                                | 8,061,598   | 7,854,157   | -2.57   | 8.11        | -2.76        |







Raw (\*.xlsx) attached.

|      | A             | B   | C  | D   | E   | F   | G           | H            |
|------|---------------|---|--|---|---|---|-------------|--------------|
|      | SEC File Date | Form  | Security   | Prev Shares   | Current Shares  | ΔShares %   | % Ownership | % ΔOwnership |
| 1    |               |  |  |  |  |  |             |              |
| 1718 | 2/9/2023      | <a href="#">13G/A</a>   | <a href="#">LC / LendingClub Corp</a>  | 10,668,266  | 14,214,601  | 33.24   | 13.53       | 29.6         |
| 1719 | 2/9/2023      | <a href="#">13G/A</a>   | <a href="#">LSCC / Lattice Semiconductor Corp.</a>                                 | 13,774,696  | 14,059,506  | 2.07  | 10.26       | 2.5          |
| 1720 | 2/9/2023      | <a href="#">13G/A</a>   | <a href="#">LNN / Lindsay Corporation</a>  | 1,231,051   | 1,271,945   | 3.32  | 11.56       | 2.76         |
| 1721 | 2/9/2023      | <a href="#">13G/A</a>   | <a href="#">LXP / LXP Industrial Trust</a>   | 44,821,131  | 45,606,831  | 1.75  | 16.54       | 4.35         |
| 1722 | 2/9/2023      | <a href="#">13G/A</a>   | <a href="#">GEVO / Gevo Inc</a>  | 10,531,345  | 13,487,792  | 28.07   | 5.69        | 9            |
| 1723 | 2/9/2023      | <a href="#">13G/A</a>   | <a href="#">PTC / PTC Inc</a>  | 11,939,614  | 12,246,328  | 2.57  | 10.36       | 2.27         |
| 1724 | 2/9/2023      | <a href="#">13G/A</a>   | <a href="#">NWBI / Northwest Bancshares Inc</a>                                    | 13,612,312  | 15,038,187  | 10.47   | 11.84       | 10.04        |
| 1725 | 2/9/2023      | <a href="#">13G/A</a>   | <a href="#">NTRA / Natera Inc</a>  | 7,785,953   | 9,945,514   | 27.74   | 9.01        | 9.48         |
| 1726 | 2/9/2023      | <a href="#">13G/A</a>   | <a href="#">OMC / Omnicom Group, Inc.</a>  | 24,979,669  | 24,054,076  | -3.71   | 11.8        | 0.43         |
| 1727 | 2/9/2023      | <a href="#">13G/A</a>   | <a href="#">OKE / Oneok Inc.</a>   | 50,731,447  | 53,863,544  | 6.17  | 12.05       | 5.89         |
| 1728 | 2/9/2023      | <a href="#">13G/A</a>   | <a href="#">PTEN / Patterson-UTI Energy Inc</a>                                    | 21,975,906  | 26,004,724  | 18.33   | 11.99       | 17.32        |
| 1729 | 2/9/2023      | <a href="#">13G/A</a>   | <a href="#">PFC / Premier Financial Corp</a>                                       | 1,900,011   | 1,890,814   | -0.48   | 5.32        | 3.5          |
| 1730 | 2/9/2023      | <a href="#">13G/A</a>   | <a href="#">RTX / RTX Corp</a>   | 118,463,846   | 124,014,262   | 4.69  | 8.44        | 6.7          |
| 1731 | 2/9/2023      | <a href="#">13G/A</a>   | <a href="#">PHR / Phreesia Inc</a>   | 3,466,474   | 3,872,425   | 11.71   | 7.34        | 8.42         |
| 1732 | 2/9/2023      | <a href="#">13G/A</a>   | <a href="#">PFE / Pfizer Inc.</a>  | 465,274,925   | 501,636,220   | 7.82  | 8.94        | 7.84         |
| 1733 | 2/9/2023      | <a href="#">13G/A</a>   | <a href="#">PRGO / Perrigo Company plc</a>   | 13,789,589  | 14,590,276  | 5.81  | 10.84       | 5.14         |
| 1734 | 2/9/2023      | <a href="#">13G/A</a>   | <a href="#">PVH / PVH Corp</a>   | 7,758,229   | 6,423,991   | -17.2   | 10.14       | -8.57        |
| 1735 | 2/9/2023      | <a href="#">13G/A</a>   | <a href="#">REG / Regency Centers Corporation</a>                                  | 26,126,855  | 26,754,195  | 2.4   | 15.63       | 2.42         |
| 1736 | 2/9/2023      | <a href="#">13G/A</a>   | <a href="#">PACB / Pacific Biosciences of California</a>                           | 19,854,876  | 20,279,035  | 2.14  | 8.97        | -0.33        |
| 1737 | 2/9/2023      | <a href="#">13G/A</a>   | <a href="#">RETA / Reata Pharmaceuticals Inc - Class</a>                           | 2,557,673   | 2,705,656   | 5.79  | 8.53        | 4.92         |
| 1738 | 2/9/2023      | <a href="#">13G/A</a>   | <a href="#">PLD / Prologis Inc</a>   | 95,857,871  | 121,813,945   | 27.08   | 13.2        | 1.85         |
| 1739 | 2/9/2023      | <a href="#">13G/A</a>   | <a href="#">RC / Ready Capital Corp</a>  | 3,915,641   | 6,624,579   | 69.18   | 5.99        | 12.59        |
| 1740 | 2/9/2023      | <a href="#">13G/A</a>   | <a href="#">PBYI / Puma Biotechnology Inc</a>                                      | 3,680,187   | 3,588,922   | -2.48   | 7.86        | -12.67       |
| 1741 | 2/9/2023      | <a href="#">13G/A</a>   | <a href="#">PRLB / Proto Labs Inc</a>  | 2,973,780   | 3,044,564   | 2.38  | 11.23       | 3.69         |
| 1742 | 2/9/2023      | <a href="#">13G/A</a>   | <a href="#">RMAX / RE/MAX Holdings Inc - Class A</a>                               | 2,311,822   | 2,139,396   | -7.46   | 11.73       | -4.17        |
| 1743 | 2/9/2023      | <a href="#">13G/A</a>   | <a href="#">PCT / PureCycle Technologies Inc</a>                                   | 7,368,277   | 10,343,274  | 40.38   | 6.33        | 7.47         |
| 1744 | 2/9/2023      | <a href="#">13G/A</a>   | <a href="#">PUMP / ProPetro Holding Corp</a>                                       | 10,671,963  | 12,111,403  | 13.49   | 10.58       | 3.32         |
| 1745 | 2/9/2023      | <a href="#">13G/A</a>   | <a href="#">KWR / Quaker Houghton</a>  | 1,546,999   | 1,578,207   | 2.02  | 8.8         | 1.73         |
| 1746 | 2/9/2023      | <a href="#">13G/A</a>   | <a href="#">RGA / Reinsurance Group Of America,</a>                                | 6,966,961   | 7,249,614   | 4.06  | 10.85       | 5.24         |
| 1747 | 2/9/2023      | <a href="#">13G/A</a>   | <a href="#">RF / Regions Financial Corp.</a>                                       | 114,998,474   | 109,685,449   | -4.62   | 11.74       | -2.65        |
| 1748 | 2/9/2023      | <a href="#">13G/A</a>   | <a href="#">RGEN / Repligen Corp.</a>  | 4,912,769   | 5,205,155   | 5.95  | 9.37        | 5.4          |
| 1749 | 2/9/2023      | <a href="#">13G/A</a>   | <a href="#">RDFN / Redfin Corp</a>   | 14,474,704  | 14,318,508  | -1.08   | 13.17       | -4.01        |
| 1750 | 2/9/2023      | <a href="#">13G/A</a>   | <a href="#">US7587501039 / Regal-Beloit Corp.</a>                                  | 6,701,927   | 6,726,509   | 0.37  | 10.17       | -1.07        |
| 1751 | 2/9/2023      | <a href="#">13G/A</a>   | <a href="#">RVLV / Revolve Group Inc - Class A</a>                                 | 3,825,181   | 3,774,279   | -1.33   | 9.26        | -4.44        |
| 1752 | 2/9/2023      | <a href="#">13G/A</a>   | <a href="#">RCII / Upbound Group Inc</a>   | 7,035,107   | 5,764,570   | -18.06  | 10.35       | -2.73        |
| 1753 | 2/9/2023      | <a href="#">13G/A</a>   | <a href="#">MAC / Macerich Co.</a>   | 30,839,933  | 32,248,130  | 4.57  | 15.01       | 3.66         |
| 1754 | 2/9/2023      | <a href="#">13G/A</a>   | <a href="#">PRG / PROG Holdings Inc</a>  | 5,697,659   | 5,773,175   | 1.33  | 11.54       | 11.71        |
| 1755 | 2/9/2023      | <a href="#">13G/A</a>   | <a href="#">RECN / Resources Connection, Inc.</a>                                  | 2,155,425   | 2,321,305   | 7.7   | 6.88        | 6.01         |
| 1756 | 2/9/2023      | <a href="#">13G/A</a>   | <a href="#">REX / REX American Resources Corp</a>                                  | 396,293   | 1,259,706   | 217.87  | 7.24        | 8.22         |
| 1757 | 2/9/2023      | <a href="#">13G/A</a>   | <a href="#">PRA / Proassurance Corporation</a>                                     | 5,806,527   | 6,237,886   | 7.43  | 11.56       | 7.43         |
| 1758 | 2/9/2023      | <a href="#">13G/A</a>   | <a href="#">RSG / Republic Services, Inc.</a>                                      | 17,632,225  | 18,272,564  | 3.63  | 5.78        | 3.96         |
| 1759 | 2/9/2023      | <a href="#">13G/A</a>   | <a href="#">MGNI / Magnite Inc</a>   | 11,822,381  | 12,436,899  | 5.2   | 9.32        | 3.9          |
| 1760 | 2/9/2023      | <a href="#">13G/A</a>   | <a href="#">PTLO / Portillos Inc - Class A</a>                                     | 1,820,986   | 3,712,442   | 103.87  | 7.69        | 51.08        |
| 1761 | 2/9/2023      | <a href="#">13G/A</a>   | <a href="#">BPOP / Popular Inc.</a>  | 7,771,549   | 8,505,791   | 9.45  | 11.7        | 12.93        |
| 1762 | 2/9/2023      | <a href="#">13G/A</a>   | <a href="#">PBH / Prestige Consumer Healthcare Inc</a>                             | 5,499,813   | 5,748,791   | 4.53  | 11.61       | 5.74         |
| 1763 | 2/9/2023      | <a href="#">13G/A</a>   | <a href="#">PENN / PENN Entertainment Inc</a>                                      | 17,857,600  | 14,290,117  | -19.98  | 9.21        | -12.54       |
| 1764 | 2/9/2023      | <a href="#">13G/A</a>   | <a href="#">PNC / PNC Financial Services Group Inc</a>                             | 36,927,929  | 37,402,648  | 1.29  | 9.27        | 6.06         |
| 1765 | 2/9/2023      | <a href="#">13G/A</a>   | <a href="#">PRMW / Primo Water Corporation</a>                                     | 10,191,181  | 11,181,617  | 9.72  | 6.95        | 8.93         |
| 1766 | 2/9/2023      | <a href="#">13G/A</a>   | <a href="#">LPRO / Open Lending Corp</a>   | 9,048,591   | 9,271,675   | 2.47  | 7.34        | 2.37         |
| 1767 | 2/9/2023      | <a href="#">13G/A</a>   | <a href="#">OFIX / Orthofix Medical Inc</a>  | 2,130,331   | 1,420,541   | -33.32  | 7.1         | -34.2        |
| 1768 | 2/9/2023      | <a href="#">13G/A</a>   | <a href="#">OSCR / Oscar Health Inc - Class A</a>                                  | 9,299,207   | 11,455,700  | 23.19   | 6.38        | 19.7         |
| 1769 | 2/9/2023      | <a href="#">13G/A</a>   | <a href="#">ONL / Orion Office REIT Inc</a>  | 6,227,441   | 6,940,524   | 11.45   | 12.25       | 11.36        |

Raw (\*.xlsx) attached.

|      | A             | B   | C  | D   | E   | F   | G           | H            |
|------|---------------|---|--|---|---|---|-------------|--------------|
|      | SEC File Date | Form  | Security   | Prev Shares   | Current Shares  | ΔShares %   | % Ownership | % ΔOwnership |
| 1    |               |  |  |  |  |  |             |              |
| 1770 | 2/9/2023      | <a href="#">13G/A</a>   | <a href="#">PCAR / Paccar Inc.</a>   | 35,786,296  | 38,418,948  | 7.36  | 11.05       | 7.18         |
| 1771 | 2/9/2023      | <a href="#">13G/A</a>   | <a href="#">OXM / Oxford Industries, Inc.</a>                                      | 1,937,679   | 1,925,616   | -0.62   | 12.21       | 6.45         |
| 1772 | 2/9/2023      | <a href="#">13G/A</a>   | <a href="#">PKE / Park Aerospace Corp</a>  | 1,262,113   | 1,252,793   | -0.74   | 6.12        | -0.81        |
| 1773 | 2/9/2023      | <a href="#">13G/A</a>   | <a href="#">OSTK / Overstock.com Inc</a>   | 4,062,852   | 4,215,438   | 3.76  | 9.22        | -2.43        |
| 1774 | 2/9/2023      | <a href="#">13G</a>   | <a href="#">AEVA / Aeva Technologies Inc</a>                                       |   | 11,394,956  |   | 5.22        |              |
| 1775 | 2/9/2023      | <a href="#">13G</a>   | <a href="#">BCOW / 1895 Bancorp of Wisconsin Inc.</a>                              |   | 439,648   |   | 6.64        |              |
| 1776 | 2/9/2023      | <a href="#">13G</a>   | <a href="#">ACMR / ACM Research Inc - Class A</a>                                  |   | 2,899,420   |   | 5.33        |              |
| 1777 | 2/9/2023      | <a href="#">13G</a>   | <a href="#">DINO / HF Sinclair Corp.</a>   |   | 14,163,404  |   | 7.06        |              |
| 1778 | 2/9/2023      | <a href="#">13G</a>   | <a href="#">BKKT / Bakkt Holdings Inc - Class A</a>                                |   | 5,556,625   |   | 7.07        |              |
| 1779 | 2/9/2023      | <a href="#">13G</a>   | <a href="#">BELFB / Bel Fuse Inc. - Class B</a>                                    | 497,370   | 565,097   | 13.62   | 5.47        | 12.78        |
| 1780 | 2/9/2023      | <a href="#">13G</a>   | <a href="#">BBSI / Barrett Business Services Inc.</a>                              | 374,743   | 364,713   | -2.68   | 5.24        | 6.94         |
| 1781 | 2/9/2023      | <a href="#">13G</a>   | <a href="#">BSET / Bassett Furniture Industries Inc.</a>                           |   | 463,205   |   | 5.06        |              |
| 1782 | 2/9/2023      | <a href="#">13G</a>   | <a href="#">US05368X1028 / AvidXchange Holdings</a>                                |   | 13,250,855  |   | 6.67        |              |
| 1783 | 2/9/2023      | <a href="#">13G</a>   | <a href="#">RNA / Avidity Biosciences Inc</a>                                      |   | 3,470,626   |   | 5.22        |              |
| 1784 | 2/9/2023      | <a href="#">13G</a>   | <a href="#">CSTL / Castle Biosciences Inc</a>                                      |   | 1,392,724   |   | 5.29        |              |
| 1785 | 2/9/2023      | <a href="#">13G</a>   | <a href="#">CARE / Carter Bankshares Inc</a>                                       |   | 1,257,538   |   | 5.22        |              |
| 1786 | 2/9/2023      | <a href="#">13G</a>   | <a href="#">ABR / Arbor Realty Trust Inc.</a>                                      |   | 15,828,985  |   | 9.23        |              |
| 1787 | 2/9/2023      | <a href="#">13G</a>   | <a href="#">AVID / Avid Technology, Inc.</a>                                       | 2,045,054   | 2,501,518   | 22.32   | 5.73        | 26.21        |
| 1788 | 2/9/2023      | <a href="#">13G</a>   | <a href="#">ALT / Altimmune Inc</a>  |   | 2,532,420   |   | 5.15        |              |
| 1789 | 2/9/2023      | <a href="#">13G</a>   | <a href="#">AMLX / Amylyx Pharmaceuticals Inc</a>                                  |   | 4,358,492   |   | 6.58        |              |
| 1790 | 2/9/2023      | <a href="#">13G</a>   | <a href="#">ATRO / Astronics Corp.</a>   | 1,142,122   | 1,301,181   | 13.93   | 5.03        | 5.45         |
| 1791 | 2/9/2023      | <a href="#">13G</a>   | <a href="#">ARCT / Arcturus Therapeutics Holdings</a>                              |   | 1,450,425   |   | 5.46        |              |
| 1792 | 2/9/2023      | <a href="#">13G</a>   | <a href="#">AMKR / AMKOR Technology Inc.</a>                                       | 10,007,214  | 13,127,082  | 31.18   | 5.36        | 28.54        |
| 1793 | 2/9/2023      | <a href="#">13G</a>   | <a href="#">ALTO / Alto Ingredients Inc</a>  |   | 3,875,167   |   | 5.15        |              |
| 1794 | 2/9/2023      | <a href="#">13G</a>   | <a href="#">EZIDF / Ezion Holdings Limited</a>                                     |   | 6,360,142   |   | 5           |              |
| 1795 | 2/9/2023      | <a href="#">13G</a>   | <a href="#">BOXD / Boxed Inc</a>   |   | 3,777,600   |   | 5.2         |              |
| 1796 | 2/9/2023      | <a href="#">13G</a>   | <a href="#">CPRX / Catalyst Pharmaceuticals Inc</a>                                | 4,836,313   | 6,768,741   | 39.96   | 6.5         | 38.59        |
| 1797 | 2/9/2023      | <a href="#">13G</a>   | <a href="#">CBL / CBL&amp; Associates Properties, Inc. -</a>                       |   | 1,684,067   |   | 5.29        |              |
| 1798 | 2/9/2023      | <a href="#">13G</a>   | <a href="#">CBZ / Cbiz Inc</a>   |   | 2,606,788   |   | 5.13        |              |
| 1799 | 2/9/2023      | <a href="#">13G</a>   | <a href="#">BLND / Blend Labs Inc - Class A</a>                                    |   | 14,272,632  |   | 6.34        |              |
| 1800 | 2/9/2023      | <a href="#">13G</a>   | <a href="#">BSIG / BrightSphere Investment Group</a>                               | 2,762,280   | 3,022,398   | 9.42  | 7.29        | 110.69       |
| 1801 | 2/9/2023      | <a href="#">13G</a>   | <a href="#">BRCC / BRC Inc - Class A</a>   |   | 3,616,526   |   | 6.63        |              |
| 1802 | 2/9/2023      | <a href="#">13G</a>   | <a href="#">CAC / Camden National Corp.</a>  | 224,633   | 734,087   | 226.79  | 5.04        | 72.01        |
| 1803 | 2/9/2023      | <a href="#">13G</a>   | <a href="#">BMTX / BM Technologies Inc - Class A</a>                               |   | 702,671   |   | 5.74        |              |
| 1804 | 2/9/2023      | <a href="#">13G</a>   | <a href="#">CLFD / Clearfield Inc</a>  |   | 802,619   |   | 5.28        |              |
| 1805 | 2/9/2023      | <a href="#">13G</a>   | <a href="#">CTG / Computer Task Group, Inc.</a>                                    | 665,072   | 833,737   | 25.36   | 5.31        | 22.63        |
| 1806 | 2/9/2023      | <a href="#">13G</a>   | <a href="#">KYG254571055 / Credo Technology</a>                                    |   | 7,625,084   |   | 5.2         |              |
| 1807 | 2/9/2023      | <a href="#">13G</a>   | <a href="#">/ Diamond Offshore Drilling Inc</a>                                    |   | 5,703,595   |   | 5.62        |              |
| 1808 | 2/9/2023      | <a href="#">13G</a>   | <a href="#">CRGY / Crescent Energy Co. - Class A</a>                               |   | 3,943,094   |   | 8.17        |              |
| 1809 | 2/9/2023      | <a href="#">13G</a>   | <a href="#">BASE / Couchbase Inc</a>   |   | 2,590,492   |   | 5.73        |              |
| 1810 | 2/9/2023      | <a href="#">13G</a>   | <a href="#">CFLT / Confluent Inc Class A</a>                                       |   | 12,245,569  |   | 7.97        |              |
| 1811 | 2/9/2023      | <a href="#">13G</a>   | <a href="#">CBAN / Colony Bankcorp, Inc.</a>                                       |   | 973,295   |   | 5.52        |              |
| 1812 | 2/9/2023      | <a href="#">13G</a>   | <a href="#">DOCN / DigitalOcean Holdings Inc</a>                                   |   | 6,153,572   |   | 6.39        |              |
| 1813 | 2/9/2023      | <a href="#">13G</a>   | <a href="#">DASH / DoorDash Inc - Class A</a>                                      |   | 25,608,145  |   | 7.11        |              |
| 1814 | 2/9/2023      | <a href="#">13G</a>   | <a href="#">DCT / Duck Creek Technologies Inc</a>                                  |   | 7,518,818   |   | 5.66        |              |
| 1815 | 2/9/2023      | <a href="#">13G</a>   | <a href="#">DVAX / Dynavax Technologies Corp.</a>                                  | 7,741,236   | 8,344,862   | 7.8   | 6.54        | 122.45       |
| 1816 | 2/9/2023      | <a href="#">13G</a>   | <a href="#">BUSE / First Busey Corp.</a>   |   | 2,846,730   |   | 5.15        |              |
| 1817 | 2/9/2023      | <a href="#">13G</a>   | <a href="#">AGM / Federal Agricultural Mortgage</a>                                | 457,789   | 527,238   | 15.17   | 5.69        | 14.72        |
| 1818 | 2/9/2023      | <a href="#">13G</a>   | <a href="#">ESAB / ESAB Corp</a>   |   | 5,541,806   |   | 9.22        |              |
| 1819 | 2/9/2023      | <a href="#">13G</a>   | <a href="#">EMAN / EMagin Corp</a>   |   | 3,977,168   |   | 5.08        |              |
| 1820 | 2/9/2023      | <a href="#">13G</a>   | <a href="#">CRD.B / Crawford &amp; Co. - Class B</a>                               |   | 1,016,141   |   | 5.12        |              |
| 1821 | 2/9/2023      | <a href="#">13G</a>   | <a href="#">DUOL / Duolingo Inc - Class A</a>                                      |   | 2,459,432   |   | 7.86        |              |





Raw (\*.xlsx) attached.

|      | A             | B   | C  | D   | E   | F   | G   | H   |
|------|---------------|---|--|---|---|---|---|---|
|      | SEC File Date | Form  | Security   | Prev Shares   | Current Shares  | ΔShares %   | % Ownership   | % ΔOwnership  |
| 1    |               |  |  |  |  |  |  |  |
| 1822 | 2/9/2023      | 13G   | <a href="#">FBK / FB Financial Corp</a>  |   | 2,402,354   |   | 5.12  |   |
| 1823 | 2/9/2023      | 13G   | <a href="#">DHIL / Diamond Hill Investment Group,</a>                              |   | 152,368   |   | 5.05  |   |
| 1824 | 2/9/2023      | 13G   | <a href="#">CNOB / ConnectOne Bancorp Inc.</a>                                     |   | 1,962,278   |   | 5   |   |
| 1825 | 2/9/2023      | 13G   | <a href="#">CMWAY / Commonwealth Bank of</a>                                       |   | 88,130,238  |   | 5.22  |   |
| 1826 | 2/9/2023      | 13G   | <a href="#">EQRX / EQRx Inc</a>  |   | 25,952,741  |   | 5.31  |   |
| 1827 | 2/9/2023      | 13G   | <a href="#">IIIV / i3 Verticals Inc - Class A</a>                                  |   | 1,442,411   |   | 6.27  |   |
| 1828 | 2/9/2023      | 13G   | <a href="#">GLDD / Great Lakes Dredge &amp; Dock</a>                               | 3,152,404   | 3,315,993   | 5.19  | 5.01  | 4.37  |
| 1829 | 2/9/2023      | 13G   | <a href="#">GORO / Gold Resource Corp</a>  |   | 4,742,868   |   | 5.37  |   |
| 1830 | 2/9/2023      | 13G   | <a href="#">THFF / First Financial Corp. - Indiana</a>                             | 629,486   | 726,353   | 15.39   | 6.04  | 23.52   |
| 1831 | 2/9/2023      | 13G   | <a href="#">ENVX / Enovix Corporation</a>  |   | 10,643,744  |   | 6.77  |   |
| 1832 | 2/9/2023      | 13G   | <a href="#">ITI / Iteris Inc.</a>  | 2,095,536   | 2,152,627   | 2.72  | 5.05  | 2.02  |
| 1833 | 2/9/2023      | 13G   | <a href="#">ROAD / Construction Partners Inc - Class</a>                           |   | 2,079,111   |   | 5.03  |   |
| 1834 | 2/9/2023      | 13G   | <a href="#">LEU / Centrus Energy Corp - Class A</a>                                |   | 692,388   |   | 5.01  |   |
| 1835 | 2/9/2023      | 13G   | <a href="#">ISEE / IVERIC bio Inc</a>  | 1,362,526   | 10,152,003  | 645.09  | 7.46  | 97.35   |
| 1836 | 2/9/2023      | 13G   | <a href="#">US4316361090 / Hillman Solutions Corp.</a>                             |   | 12,633,674  |   | 6.5   |   |
| 1837 | 2/9/2023      | 13G   | <a href="#">HOV / Hovnanian Enterprises, Inc. - Class</a>                          | 5,870,251   | 295,593   | -94.96  | 5.62  | 26.01   |
| 1838 | 2/9/2023      | 13G   | <a href="#">LYEL / Lyell Immunopharma Inc</a>                                      |   | 12,591,230  |   | 5.05  |   |
| 1839 | 2/9/2023      | 13G   | <a href="#">LAUR / Laureate Education Inc</a>                                      | 6,041,955   | 14,046,504  | 132.48  | 8.96  | 169.07  |
| 1840 | 2/9/2023      | 13G   | <a href="#">KDP / Keurig Dr Pepper Inc</a>   | 16,798,795  | 72,957,583  | 334.3   | 5.15  | 325.62  |
| 1841 | 2/9/2023      | 13G   | <a href="#">NE / Noble Corp Plc - Class A</a>                                      |   | 7,826,179   |   | 5.79  |   |
| 1842 | 2/9/2023      | 13G   | <a href="#">KFSB / Khosla Ventures Acquisition Co II -</a>                         |   | 10,698,426  |   | 7.07  |   |
| 1843 | 2/9/2023      | 13G   | <a href="#">NNBR / NN Inc</a>  |   | 2,223,294   |   | 5.07  |   |
| 1844 | 2/9/2023      | 13G   | <a href="#">NKLA / Nikola Corp</a>   |   | 31,513,851  |   | 6.58  |   |
| 1845 | 2/9/2023      | 13G   | <a href="#">MGPI / MGP Ingredients, Inc.</a>                                       | 985,546   | 1,104,828   | 12.1  | 5.02  | 11.8  |
| 1846 | 2/9/2023      | 13G   | <a href="#">NAUBF / National Australia Bank Limited</a>                            |   | 167,197,851   |   | 5.31  |   |
| 1847 | 2/9/2023      | 13G   | <a href="#">MEIP / MEI Pharma Inc</a>  |   | 7,671,024   |   | 5.76  |   |
| 1848 | 2/9/2023      | 13G   | <a href="#">NSSC / NAPCO Security Technologies Inc</a>                             |   | 1,887,476   |   | 5.14  |   |
| 1849 | 2/9/2023      | 13G   | <a href="#">MBC / MasterBrand Inc</a>  |   | 8,811,536   |   | 6.88  |   |
| 1850 | 2/9/2023      | 13G   | <a href="#">577096100 / Matterport, Inc.</a>                                       |   | 19,667,971  |   | 6.84  |   |
| 1851 | 2/9/2023      | 13G   | <a href="#">POL / Polished.com Inc</a>   |   | 5,369,942   |   | 5.1   |   |
| 1852 | 2/9/2023      | 13G   | <a href="#">PEBO / Peoples Bancorp, Inc. (Marietta,</a>                            |   | 1,426,216   |   | 5.04  |   |
| 1853 | 2/9/2023      | 13G   | <a href="#">RLMD / Relmada Therapeutics Inc</a>                                    |   | 1,516,980   |   | 5.04  |   |
| 1854 | 2/9/2023      | 13G   | <a href="#">US2197981051 / QUIDELORTHO CORP</a>                                    |   | 4,798,611   |   | 7.27  |   |
| 1855 | 2/9/2023      | 13G   | <a href="#">HOFT / Hooker Furnishings Corporation</a>                              | 550,934   | 581,297   | 5.51  | 5.13  | 11.04   |
| 1856 | 2/9/2023      | 13G   | <a href="#">HRMY / Harmony Biosciences Holdings</a>                                |   | 3,254,641   |   | 5.49  |   |
| 1857 | 2/9/2023      | 13G   | <a href="#">FFIC / Flushing Financial Corp.</a>                                    | 968,066   | 1,609,601   | 66.27   | 5.4   | 68.22   |
| 1858 | 2/9/2023      | 13G   | <a href="#">COIN / Coinbase Global Inc - Class A</a>                               |   | 13,180,856  |   | 7.37  |   |
| 1859 | 2/9/2023      | 13G   | <a href="#">OCFC / OceanFirst Financial Corp.</a>                                  |   | 3,191,685   |   | 5.4   |   |
| 1860 | 2/9/2023      | 13G   | <a href="#">MDXG / Mimedx Group Inc</a>  |   | 6,094,595   |   | 5.36  |   |
| 1861 | 2/9/2023      | 13G   | <a href="#">LAKE / Lakeland Industries, Inc.</a>                                   | 360,207   | 384,843   | 6.84  | 5.26  | 13.61   |
| 1862 | 2/9/2023      | 13G   | <a href="#">LTRPA / Liberty TripAdvisor Holdings Inc -</a>                         | 3,057,239   | 4,337,240   | 41.87   | 5.98  | 41.04   |
| 1863 | 2/9/2023      | 13G   | <a href="#">QCRH / QCR Holding, Inc.</a>   |   | 891,380   |   | 5.28  |   |
| 1864 | 2/9/2023      | 13G   | <a href="#">RXRX / Recursion Pharmaceuticals Inc -</a>                             |   | 10,057,363  |   | 5.54  |   |
| 1865 | 2/9/2023      | 13G   | <a href="#">PWP / Perella Weinberg Partners - Class</a>                            |   | 2,294,826   |   | 5.42  |   |
| 1866 | 2/9/2023      | 13G   | <a href="#">EXPR / Express Inc.</a>  | 2,644,407   | 3,553,353   | 34.37   | 5.2   | 27.76   |
| 1867 | 2/9/2023      | 13G   | <a href="#">MQ / Margeta Inc - Class A</a>   |   | 46,802,997  |   | 9.55  |   |
| 1868 | 2/9/2023      | 13G   | <a href="#">VRDN / Viridian Therapeutics Inc</a>                                   |   | 2,114,994   |   | 5.25  |   |
| 1869 | 2/9/2023      | 13G   | <a href="#">CXM / Sprinklr Inc Class A</a>   |   | 8,621,689   |   | 7.39  |   |
| 1870 | 2/9/2023      | 13G   | <a href="#">STRT / Strattec Security Corp.</a>                                     | 171,512   | 208,212   | 21.4  | 5.19  | 16.89   |
| 1871 | 2/9/2023      | 13G   | <a href="#">UEC / Uranium Energy Corp</a>  | 785,710   | 21,010,864  | 2,574.12  | 5.68  |   |
| 1872 | 2/9/2023      | 13G   | <a href="#">SG / Sweetgreen Inc - Class A</a>                                      |   | 7,641,964   |   | 7.85  |   |
| 1873 | 2/9/2023      | 13G   | <a href="#">SGRY / Surgery Partners Inc</a>  |   | 5,870,110   |   | 5.02  |   |






Raw (\*.xlsx) attached.

|      | A             | B   | C  | D   | E   | F   | G           | H            |
|------|---------------|---|--|---|---|---|-------------|--------------|
|      | SEC File Date | Form  | Security   | Prev Shares   | Current Shares  | ΔShares %   | % Ownership | % ΔOwnership |
| 1    |               |  |  |  |  |  |             |              |
| 1874 | 2/9/2023      | <a href="#">13G</a>   | <a href="#">STEL / Stellar Bancorp Inc</a>   |   | 2,979,390   |   | 5.7         |              |
| 1875 | 2/9/2023      | <a href="#">13G</a>   | <a href="#">SUNWW / Sunworks, Inc.</a>   |   | 1,807,951   |   | 5.14        |              |
| 1876 | 2/9/2023      | <a href="#">13G</a>   | <a href="#">TELL / Tellurian Inc</a>   |   | 39,914,434  |   | 7.07        |              |
| 1877 | 2/9/2023      | <a href="#">13G</a>   | <a href="#">UHAL.B / U-Haul Holding Company -</a>                                  |   | 8,844,620   |   | 5.01        |              |
| 1878 | 2/9/2023      | <a href="#">13G</a>   | <a href="#">SNCY / Sun Country Airlines Holdings Inc</a>                           |   | 3,450,992   |   | 5.93        |              |
| 1879 | 2/9/2023      | <a href="#">13G</a>   | <a href="#">YMAB / Y-Mabs Therapeutics Inc</a>                                     |   | 2,258,254   |   | 5.17        |              |
| 1880 | 2/9/2023      | <a href="#">13G</a>   | <a href="#">TSP / TuSimple Holdings Inc - Class A</a>                              |   | 12,816,129  |   | 6.35        |              |
| 1881 | 2/9/2023      | <a href="#">13G</a>   | <a href="#">PL / Planet Labs PBC - Class A</a>                                     |   | 17,293,586  |   | 6.89        |              |
| 1882 | 2/9/2023      | <a href="#">13G</a>   | <a href="#">ZIMV / ZimVie Inc</a>  |   | 1,860,001   |   | 7.13        |              |
| 1883 | 2/9/2023      | <a href="#">13G</a>   | <a href="#">US98423F1093 / Common Stock</a>  |   | 3,523,937   |   | 7.87        |              |
| 1884 | 2/9/2023      | <a href="#">13G</a>   | <a href="#">/ (75960P104)</a>  |   | 8,738,637   |   | 5.12        |              |
| 1885 | 2/9/2023      | <a href="#">13G</a>   | <a href="#">ONCT / Oncternal Therapeutics Inc</a>                                  |   | 2,864,140   |   | 5.08        |              |
| 1886 | 2/9/2023      | <a href="#">13G</a>   | <a href="#">VUZI / Vuzix Corporation</a>   |   | 3,204,553   |   | 5.03        |              |
| 1887 | 2/9/2023      | <a href="#">13G</a>   | <a href="#">VERI / Veritone Inc</a>  | 1,608,925   | 2,324,350   | 44.47   | 6.4         | 38.83        |
| 1888 | 2/9/2023      | <a href="#">13G</a>   | <a href="#">TLYS / Tillys Inc - Class A</a>  | 1,163,885   | 1,201,906   | 3.27  | 5.33        | 8.33         |
| 1889 | 2/9/2023      | <a href="#">13G</a>   | <a href="#">PEGA / Pegasystems Inc.</a>  |   | 4,274,667   |   | 5.2         |              |
| 1890 | 2/9/2023      | <a href="#">13G</a>   | <a href="#">TPB / Turning Point Brands Inc</a>                                     |   | 1,096,192   |   | 6.24        |              |
| 1891 | 2/9/2023      | <a href="#">13G</a>   | <a href="#">QUIK / Quicklogic Corp</a>   |   | 701,222   |   | 5.35        |              |
| 1892 | 2/9/2023      | <a href="#">13G</a>   | <a href="#">MCB / Metropolitan Bank Holding Corp</a>                               |   | 568,824   |   | 5.2         |              |
| 1893 | 2/9/2023      | <a href="#">13G</a>   | <a href="#">SP / SP Plus Corp</a>  | 1,097,386   | 1,145,494   | 4.38  | 5.68        | 18.83        |
| 1894 | 2/9/2023      | <a href="#">13G</a>   | <a href="#">PLL / Piedmont Lithium Inc</a>   |   | 936,453   |   | 5.2         |              |
| 1895 | 2/9/2023      | <a href="#">13G</a>   | <a href="#">MP / MP Materials Corporation</a>                                      |   | 9,784,484   |   | 5.51        |              |
| 1896 | 2/9/2023      | <a href="#">13G</a>   | <a href="#">WTI / W &amp; T Offshore Inc</a>                                       | 5,726,493   | 10,012,085  | 74.84   | 6.99        | 73.02        |
| 1897 | 2/9/2023      | <a href="#">13G</a>   | <a href="#">NHF / NexPoint Strategic Opportunities</a>                             |   | 3,081,867   |   | 8.29        |              |
| 1898 | 2/9/2023      | <a href="#">13G</a>   | <a href="#">TMDX / Transmedics Group Inc</a>                                       |   | 1,691,425   |   | 5.3         |              |
| 1899 | 2/9/2023      | <a href="#">13G</a>   | <a href="#">ZETA / Zeta Global Holdings Corp - Class</a>                           |   | 12,796,055  |   | 7.35        |              |
| 1900 | 2/9/2023      | <a href="#">13G</a>   | <a href="#">UTI / Universal Technical Institute Inc</a>                            | 679,207   | 1,810,751   | 166.6   | 5.36        | 94.91        |
| 1901 | 2/9/2023      | <a href="#">13G</a>   | <a href="#">SMRT / SmartRent Inc - Class A</a>                                     |   | 13,936,945  |   | 7.03        |              |
| 1902 | 2/9/2023      | <a href="#">13G</a>   | <a href="#">UPLD / Upland Software Inc</a>   |   | 2,465,451   |   | 7.76        |              |
| 1903 | 2/9/2023      | <a href="#">13G</a>   | <a href="#">US5537451008 / MSP RECOVERY INC</a>                                    |   | 3,825,903   |   | 5.18        |              |
| 1904 | 2/9/2023      | <a href="#">13G</a>   | <a href="#">XWEL / XWELL Inc</a>   |   | 4,862,523   |   | 5.84        |              |
| 1905 | 2/9/2023      | <a href="#">13G</a>   | <a href="#">VRAY / ViewRay Inc.</a>  |   | 10,129,104  |   | 5.58        |              |
| 1906 | 2/9/2023      | <a href="#">13G</a>   | <a href="#">VERV / Verve Therapeutics Inc</a>                                      |   | 3,812,024   |   | 6.19        |              |
| 1907 | 2/9/2023      | <a href="#">13G</a>   | <a href="#">HOOD / Robinhood Markets Inc - Class A</a>                             |   | 53,483,964  |   | 7.05        |              |
| 1908 | 2/9/2023      | <a href="#">13G</a>   | <a href="#">THRY / Thryv Holdings Inc</a>  |   | 2,027,720   |   | 5.88        |              |
| 1909 | 2/9/2023      | <a href="#">13G</a>   | <a href="#">PRCT / Procept BioRobotics Corp</a>                                    |   | 3,234,864   |   | 7.23        |              |
| 1910 | 2/9/2023      | <a href="#">13G</a>   | <a href="#">RPAY / Repay Holdings Corporation -</a>                                |   | 4,911,615   |   | 5.42        |              |
| 1911 | 2/9/2023      | <a href="#">13G</a>   | <a href="#">NRDS / Nerdwallet Inc - Class A</a>                                    |   | 3,127,515   |   | 7.33        |              |
| 1912 | 2/9/2023      | <a href="#">13G</a>   | <a href="#">KSCP / Knightscope Inc - Class A</a>                                   |   | 1,495,108   |   | 5.49        |              |
| 1913 | 2/9/2023      | <a href="#">13G</a>   | <a href="#">EE / Exceleerate Energy Inc - Class A</a>                              |   | 2,058,471   |   | 7.84        |              |
| 1914 | 2/9/2023      | <a href="#">13G</a>   | <a href="#">STR / Sitio Royalties Corp - Class A</a>                               |   | 5,776,816   |   | 7.57        |              |
| 1915 | 2/9/2023      | <a href="#">13G</a>   | <a href="#">WRBY / Warby Parker Inc - Class A</a>                                  |   | 7,290,082   |   | 7.6         |              |
| 1916 | 2/9/2023      | <a href="#">13G</a>   | <a href="#">VXRT / Vaxart Inc</a>  |   | 7,019,507   |   | 5.35        |              |
| 1917 | 2/9/2023      | <a href="#">13G</a>   | <a href="#">MCY / Mercury General Corp.</a>  |   | 3,158,540   |   | 5.7         |              |
| 1918 | 2/9/2023      | <a href="#">13G</a>   | <a href="#">TPG / TPG Inc - Class A</a>  |   | 5,383,318   |   | 7.58        |              |
| 1919 | 2/9/2023      | <a href="#">13G</a>   | <a href="#">APO / Apollo Global Management Inc -</a>                               | 19,897,242  | 35,866,248  | 80.26   | 6.27        | -22.3        |
| 1920 | 2/9/2023      | <a href="#">13G</a>   | <a href="#">ZIP / ZipRecruiter Inc - Class A</a>                                   |   | 4,825,867   |   | 6.05        |              |
| 1921 | 2/9/2023      | <a href="#">13G</a>   | <a href="#">S / SentinelOne Inc - Class A</a>                                      |   | 18,369,130  |   | 8.55        |              |
| 1922 | 2/9/2023      | <a href="#">13G</a>   | <a href="#">COMP / Compass Inc - Class A</a>                                       |   | 38,629,414  |   | 8.87        |              |
| 1923 | 2/9/2023      | <a href="#">13G</a>   | <a href="#">KURA / Kura Oncology Inc</a>   |   | 3,405,169   |   | 5.09        |              |
| 1924 | 2/9/2023      | <a href="#">13G</a>   | <a href="#">PTGX / Protagonist Therapeutics Inc</a>                                |   | 3,097,714   |   | 6.3         |              |
| 1925 | 2/9/2023      | <a href="#">13G</a>   | <a href="#">GDEN / Golden Entertainment Inc</a>                                    |   | 1,530,874   |   | 5.37        |              |






Raw (\*.xlsx) attached.

|      | A             | B   | C  | D   | E   | F   | G           | H            |
|------|---------------|---|--|---|---|---|-------------|--------------|
|      | SEC File Date | Form  | Security   | Prev Shares   | Current Shares  | ΔShares %   | % Ownership | % ΔOwnership |
| 1    |               |  |  |  |  |  |             |              |
| 1926 | 2/9/2023      | 13G   | BTU / Peabody Energy Corp. New   | 3,221,900   | 11,597,631  | 259.96  | 8.06        | 144.98       |
| 1927 | 2/9/2023      | 13G   | PR / Permian Resources Corp - Class A  |   | 18,961,413  |   | 6.57        |              |
| 1928 | 2/9/2023      | 13G   | NGM / Ngm Biopharmaceuticals Inc   |   | 4,489,149   |   | 5.49        |              |
| 1929 | 2/9/2023      | 13G   | UBER / Uber Technologies Inc   |   | 117,715,663   |   | 5.9         |              |
| 1930 | 2/9/2023      | 13G   | PRTS / CarParts.com Inc  |   | 3,747,664   |   | 6.87        |              |
| 1931 | 2/9/2023      | 13G   | TCX / Tucows, Inc. - Class A   |   | 615,568   |   | 5.7         |              |
| 1932 | 2/9/2023      | 13G   | PXLW / Pixelworks Inc  | 2,093,526   | 2,852,392   | 36.25   | 5.2         | 32.32        |
| 1933 | 2/9/2023      | 13G   | TALO / Talos Energy Inc  |   | 6,361,738   |   | 7.7         |              |
| 1934 | 2/9/2023      | 13G   | SOI / Solaris Oilfield Infrastructure Inc -  | 1,464,830   | 1,693,994   | 15.64   | 5.14        | 12.23        |
| 1935 | 2/9/2023      | 13G   | BBW / Build A Bear Workshop Inc  |   | 737,566   |   | 5           |              |
| 1936 | 2/9/2023      | 13G   | RKLB / Rocket Lab USA Inc  |   | 24,223,186  |   | 5.12        |              |
| 1937 | 2/9/2023      | 13G   | PETQ / PetIQ Inc - Class A   |   | 1,590,097   |   | 5.49        |              |
| 1938 | 2/9/2023      | 13G   | WOPEF / Woodside Energy Group Ltd  |   | 100,103,370   |   | 5.27        |              |
| 1939 | 2/9/2023      | 13G   | WMC / Western Asset Mortgage Capital   |   | 335,386   |   | 5.55        |              |
| 1940 | 2/9/2023      | 13G   | WKHS / Workhorse Group Inc   |   | 8,857,480   |   | 5.4         |              |
| 1941 | 2/9/2023      | 13G   | WEBNF / Westpac Banking Corp   | 216,761,107   | 184,273,872   | -14.99  | 5.25        | -11.17       |
| 1942 | 2/9/2023      | 13G   | AVPT / AvePoint Inc - Class A  |   | 13,560,943  |   | 7.26        |              |
| 1943 | 2/9/2023      | 13G   | FSTR / L.B. Foster Co. - Class A   | 459,297   | 582,465   | 26.82   | 5.33        | 25.71        |
| 1944 | 2/9/2023      | 13G   | DMYI.U / dMY Technology Group, Inc. III  |   | 15,115,608  |   | 7.56        |              |
| 1945 | 2/9/2023      | 13G   | VITL / Vital Farms Inc   |   | 2,041,715   |   | 5.01        |              |
| 1946 | 2/9/2023      | 13G   | IBIO / iBio Inc  |   | 475,593   |   | 5.28        |              |
| 1947 | 2/9/2023      | 13G   | AHT / Ashford Hospitality Trust Inc  | 351,533   | 2,050,298   | 483.24  | 5.94        | 800          |
| 1948 | 2/9/2023      | 13G   | RCUS / Arcus Biosciences Inc   |   | 4,373,177   |   | 6.04        |              |
| 1949 | 2/9/2023      | 13G   | EGY / VAALCO Energy, Inc.  | 2,441,903   | 5,818,219   | 138.27  | 5.37        | 30.66        |
| 1950 | 2/9/2023      | 13G   | TMCI / Treace Medical Concepts Inc   |   | 3,276,849   |   | 5.9         |              |
| 1951 | 2/9/2023      | 13G   | TR / Tootsie Roll Industries, Inc.   | 1,921,031   | 2,023,824   | 5.35  | 5.02        | 2.03         |
| 1952 | 2/9/2023      | 13G   | SNAP / Snap Inc - Class A  | 65,222,882  | 89,625,880  | 37.41   | 6.6         | 37.21        |
| 1953 | 2/9/2023      | 13G   | EMKR / Emcore Corp.  | 1,810,998   | 1,979,416   | 9.3   | 5.26        | 7.35         |
| 1954 | 2/9/2023      | 13G   | ECVT / Ecovyst Inc   |   | 8,485,192   |   | 6.51        |              |
| 1955 | 2/9/2023      | 13G   | RYAN / Ryan Specialty Holdings Inc Class   |   | 7,612,196   |   | 6.77        |              |
| 1956 | 2/9/2023      | 13G   | DNB / Dun & Bradstreet Holdings Inc  | 3,760,307   | 23,700,703  | 530.29  | 5.44        | -46.25       |
| 1957 | 2/9/2023      | 13G   | TOST / Toast Inc - Class A   |   | 28,594,332  |   | 8.55        |              |
| 1958 | 2/9/2023      | 13G   | RBLX / Roblox Corporation - Class A  |   | 30,995,053  |   | 5.64        |              |
| 1959 | 2/9/2023      | 13G   | DENN / Denny's Corp.   | 3,159,743   | 3,091,342   | -2.16   | 5.4         | 8.43         |
| 1960 | 2/9/2023      | 13G   | SENS / Senseonics Holdings Inc   |   | 24,013,935  |   | 5.02        |              |
| 1961 | 2/9/2023      | 13G   | BRY / Berry Corp   | 3,772,991   | 3,870,565   | 2.59  | 5.04        | 6.78         |
| 1962 | 2/9/2023      | 13G   | EVGO / EVgo Inc - Class A  |   | 6,393,125   |   | 9.22        |              |
| 1963 | 2/9/2023      | 13G/A   | PAR / Par Technology Corp.   | 1,388,711   | 1,587,427   | 14.31   | 5.82        | 12.57        |
| 1964 | 2/9/2023      | 13G/A   | PH / Parker-Hannifin Corp.   | 9,658,608   | 10,212,752  | 5.74  | 7.95        | 5.72         |
| 1965 | 2/9/2023      | 13G/A   | PRDO / Perdoceo Education Corporation  | 5,771,388   | 5,792,684   | 0.37  | 8.62        | 4.74         |
| 1966 | 2/9/2023      | 13G/A   | PZZA / Papa John's International, Inc.   | 3,415,750   | 3,062,920   | -10.33  | 8.67        | -7.67        |
| 1967 | 2/9/2023      | 13G/A   | PNTG / Pennant Group Inc   | 2,935,463   | 2,006,883   | -31.63  | 6.76        | -34.43       |
| 1968 | 2/9/2023      | 13G/A   | OUT / Outfront Media Inc   | 21,700,189  | 25,824,084  | 19  | 15.73       | 5.57         |
| 1969 | 2/9/2023      | 13G/A   | PK / Park Hotels & Resorts Inc   | 33,129,027  | 32,646,266  | -1.46   | 14.52       | 3.64         |
| 1970 | 2/9/2023      | 13G/A   | PBI / Pitney Bowes, Inc.   | 19,620,721  | 18,227,445  | -7.1  | 10.48       | -5.92        |
| 1971 | 2/9/2023      | 13G/A   | PFSI / PennyMac Financial Services Inc.  | 3,102,043   | 2,425,861   | -21.8   | 4.84        | -7.98        |
| 1972 | 2/9/2023      | 13G/A   | PECO / Phillips Edison & Company Inc -   | 16,499,369  | 17,097,620  | 3.63  | 14.6        | 0.76         |
| 1973 | 2/9/2023      | 13G/A   | PMVP / PMV Pharmaceuticals Inc   | 2,647,946   | 2,753,606   | 3.99  | 6.03        | 3.25         |
| 1974 | 2/9/2023      | 13G/A   | PIPR / Piper Sandler Co's  | 1,781,221   | 1,831,000   | 2.79  | 10.27       | 2.7          |
| 1975 | 2/9/2023      | 13G/A   | PDFS / PDF Solutions Inc.  | 2,096,952   | 2,253,291   | 7.46  | 6.03        | 7.3          |
| 1976 | 2/9/2023      | 13G/A   | PDM / Piedmont Office Realty Trust Inc -   | 19,092,705  | 19,760,380  | 3.5   | 16.01       | 4.1          |
| 1977 | 2/9/2023      | 13G/A   | RIDE / Lordstown Motors Corp. - Class A  | 11,264,704  | 8,378,944   | -25.62  | 3.86        | -34.13       |

Raw (\*.xlsx) attached.





|      | A             | B   | C  | D   | E   | F   | G   | H   |
|------|---------------|---|--|---|---|---|---|---|
|      | SEC File Date | Form  | Security   | Prev Shares   | Current Shares  | ΔShares %   | % Ownership   | % ΔOwnership  |
| 1    |               |  |  |  |  |  |  |  |
| 1978 | 2/9/2023      | <a href="#">13G/A</a>   | <a href="#">MRO / Marathon Oil Corporation</a>                                     | 86,650,632  | 74,255,910  | -14.3   | 11.69   | 5.03  |
| 1979 | 2/9/2023      | <a href="#">13G/A</a>   | <a href="#">MNKD / Mannkind Corp</a>   | 12,645,574  | 13,664,228  | 8.06  | 5.19  | 3.18  |
| 1980 | 2/9/2023      | <a href="#">13G/A</a>   | <a href="#">MATX / Matson Inc</a>  | 4,502,169   | 4,437,890   | -1.43   | 11.75   | 9.71  |
| 1981 | 2/9/2023      | <a href="#">13G/A</a>   | <a href="#">MCD / McDonald's Corp</a>  | 65,964,993  | 68,178,100  | 3.35  | 9.31  | 5.44  |
| 1982 | 2/9/2023      | <a href="#">13G/A</a>   | <a href="#">MKC / McCormick &amp; Co., Inc. (Non</a>                               | 28,492,777  | 30,176,662  | 5.91  | 12.04   | 5.34  |
| 1983 | 2/9/2023      | <a href="#">13G/A</a>   | <a href="#">MTRN / Materion Corp</a>   | 2,205,944   | 2,347,204   | 6.4   | 11.43   | 5.93  |
| 1984 | 2/9/2023      | <a href="#">13G/A</a>   | <a href="#">MAXR / Maxar Technologies Inc</a>                                      | 6,351,768   | 6,877,969   | 8.28  | 9.22  | 5.49  |
| 1985 | 2/9/2023      | <a href="#">13G/A</a>   | <a href="#">MA / Mastercard Incorporated - Class A</a>                             | 70,152,808  | 78,248,031  | 11.54   | 8.2   | 13.89   |
| 1986 | 2/9/2023      | <a href="#">13G/A</a>   | <a href="#">MKTX / MarketAxess Holdings Inc.</a>                                   | 4,159,090   | 4,291,798   | 3.19  | 11.4  | 4.2   |
| 1987 | 2/9/2023      | <a href="#">13G/A</a>   | <a href="#">VAC / Marriott Vacations Worldwide</a>                                 | 3,692,320   | 3,435,585   | -6.95   | 8.97  | 3.46  |
| 1988 | 2/9/2023      | <a href="#">13G/A</a>   | <a href="#">MRVL / Marvell Technology Inc</a>                                      | 62,734,085  | 68,212,358  | 8.73  | 7.99  | 7.54  |
| 1989 | 2/9/2023      | <a href="#">13G/A</a>   | <a href="#">MRVI / Maravai LifeSciences Holdings Inc.</a>                          | 10,533,609  | 10,389,979  | -1.36   | 7.9   | -1.37   |
| 1990 | 2/9/2023      | <a href="#">13G/A</a>   | <a href="#">JBHT / J.B. Hunt Transport Services, Inc.</a>                          | 9,620,809   | 9,946,716   | 3.39  | 9.61  | 4.91  |
| 1991 | 2/9/2023      | <a href="#">13G/A</a>   | <a href="#">JAZZ / Jazz Pharmaceuticals plc</a>                                    | 5,544,701   | 6,050,625   | 9.12  | 9.61  | 6.54  |
| 1992 | 2/9/2023      | <a href="#">13G/A</a>   | <a href="#">JBGS / JBG SMITH Properties</a>  | 17,418,446  | 15,843,948  | -9.04   | 13.92   | 3.65  |
| 1993 | 2/9/2023      | <a href="#">13G/A</a>   | <a href="#">JHG / Janus Henderson Group plc</a>                                    | 16,674,485  | 13,763,929  | -17.46  | 8.31  | -14.94  |
| 1994 | 2/9/2023      | <a href="#">13G/A</a>   | <a href="#">MVIS / Microvision Inc.</a>  | 9,171,685   | 10,309,847  | 12.41   | 6.21  | 11.09   |
| 1995 | 2/9/2023      | <a href="#">13G/A</a>   | <a href="#">MSA / MSA Safety Inc</a>   | 3,598,397   | 3,793,546   | 5.42  | 9.68  | 5.45  |
| 1996 | 2/9/2023      | <a href="#">13G/A</a>   | <a href="#">MIDD / Middleby Corp.</a>  | 5,157,905   | 5,036,521   | -2.35   | 9.35  | 0.86  |
| 1997 | 2/9/2023      | <a href="#">13G/A</a>   | <a href="#">MLI / Mueller Industries, Inc.</a>                                     | 6,224,928   | 6,221,492   | -0.06   | 10.94   | 0.83  |
| 1998 | 2/9/2023      | <a href="#">13G/A</a>   | <a href="#">MNRO / Monro Inc</a>   | 3,655,356   | 3,692,428   | 1.01  | 11.74   | 7.71  |
| 1999 | 2/9/2023      | <a href="#">13G/A</a>   | <a href="#">MOG.A / Moog, Inc. - Class A</a>                                       | 3,155,045   | 3,252,513   | 3.09  | 11.16   | 4.49  |
| 2000 | 2/9/2023      | <a href="#">13G/A</a>   | <a href="#">MPAA / Motorcar Parts of America Inc.</a>                              | 1,224,079   | 1,214,355   | -0.79   | 6.25  | -1.88   |
| 2001 | 2/9/2023      | <a href="#">13G/A</a>   | <a href="#">NDAQ / Nasdaq Inc - 144A</a>   | 12,629,907  | 42,696,652  | 238.06  | 8.69  | 15.1  |
| 2002 | 2/9/2023      | <a href="#">13G/A</a>   | <a href="#">MLR / Miller Industries Inc.</a>                                       | 642,885   | 533,222   | -17.06  | 4.67  | -17.05  |
| 2003 | 2/9/2023      | <a href="#">13G/A</a>   | <a href="#">MRSN / Mersana Therapeutics Inc</a>                                    | 3,607,431   | 4,449,040   | 23.33   | 4.46  | -11.16  |
| 2004 | 2/9/2023      | <a href="#">13G/A</a>   | <a href="#">MRTX / Mirati Therapeutics Inc</a>                                     | 4,438,977   | 4,973,888   | 12.05   | 8.64  | 7.46  |
| 2005 | 2/9/2023      | <a href="#">13G/A</a>   | <a href="#">US6033802058 / Minerva Neurosciences</a>                               |   | 193,938   |   | 3.63  |   |
| 2006 | 2/9/2023      | <a href="#">13G/A</a>   | <a href="#">MEDP / Medpace Holdings Inc</a>  | 3,169,219   | 2,696,146   | -14.93  | 8.67  | -1.7  |
| 2007 | 2/9/2023      | <a href="#">13G/A</a>   | <a href="#">MC / Moelis &amp; Co - Class A</a>                                     | 6,419,483   | 6,513,842   | 1.47  | 10.18   | -3.32   |
| 2008 | 2/9/2023      | <a href="#">13G/A</a>   | <a href="#">NPK / National Presto Industries, Inc.</a>                             | 547,166   | 603,881   | 10.37   | 8.55  | 10.04   |
| 2009 | 2/9/2023      | <a href="#">13G/A</a>   | <a href="#">NHI / National Health Investors, Inc.</a>                              | 6,343,120   | 6,281,653   | -0.97   | 14.48   | 4.7   |
| 2010 | 2/9/2023      | <a href="#">13G/A</a>   | <a href="#">MWA / Mueller Water Products Inc -</a>                                 | 14,378,750  | 14,596,851  | 1.52  | 9.35  | 1.96  |
| 2011 | 2/9/2023      | <a href="#">13G/A</a>   | <a href="#">NATI / National Instruments Corp.</a>                                  | 13,314,044  | 13,210,667  | -0.78   | 10.12   | -0.78   |
| 2012 | 2/9/2023      | <a href="#">13G/A</a>   | <a href="#">VIVO / Meridian Bioscience Inc.</a>                                    | 4,876,942   | 4,970,105   | 1.91  | 11.34   | 1.16  |
| 2013 | 2/9/2023      | <a href="#">13G/A</a>   | <a href="#">NWL / Newell Brands Inc</a>  | 43,001,336  | 44,046,325  | 2.43  | 10.65   | 5.34  |
| 2014 | 2/9/2023      | <a href="#">13G/A</a>   | <a href="#">MCHP / Microchip Technology, Inc.</a>                                  | 63,734,425  | 66,300,914  | 4.03  | 12.05   | 4.87  |
| 2015 | 2/9/2023      | <a href="#">13G/A</a>   | <a href="#">MITK / Mitek Systems Inc</a>   | 2,389,554   | 2,854,999   | 19.48   | 6.39  | 19.44   |
| 2016 | 2/9/2023      | <a href="#">13G/A</a>   | <a href="#">NEO / Neogenomics Inc.</a>   | 12,856,969  | 13,674,745  | 6.36  | 10.83   | 3.74  |
| 2017 | 2/9/2023      | <a href="#">13G/A</a>   | <a href="#">NWSA / News Corp - Class A</a>   | 53,022,207  | 55,022,144  | 3.77  | 14.39   | 6.67  |
| 2018 | 2/9/2023      | <a href="#">13G/A</a>   | <a href="#">MDT / Medtronic Plc</a>  | 113,153,710   | 125,126,702   | 10.58   | 9.41  | 11.76   |
| 2019 | 2/9/2023      | <a href="#">13G/A</a>   | <a href="#">US63947X1019 / nCino, Inc.</a>   |   | 6,871,467   |   | 6.19  |   |
| 2020 | 2/9/2023      | <a href="#">13G/A</a>   | <a href="#">NXRT / NexPoint Residential Trust Inc</a>                              | 2,654,326   | 2,882,238   | 8.59  | 11.28   | 7.33  |
| 2021 | 2/9/2023      | <a href="#">13G/A</a>   | <a href="#">NBTB / NBT Bancorp. Inc.</a>   | 4,714,262   | 4,841,817   | 2.71  | 11.3  | 3.96  |
| 2022 | 2/9/2023      | <a href="#">13G/A</a>   | <a href="#">NSTG / Nanostring Technologies Inc</a>                                 | 3,426,504   | 2,592,879   | -24.33  | 5.56  | -25.97  |
| 2023 | 2/9/2023      | <a href="#">13G/A</a>   | <a href="#">NOC / Northrop Grumman Corp.</a>                                       | 11,911,713  | 12,230,478  | 2.68  | 7.95  | 5.86  |
| 2024 | 2/9/2023      | <a href="#">13G/A</a>   | <a href="#">OLMA / Olema Pharmaceuticals Inc</a>                                   | 2,149,053   | 1,475,350   | -31.35  | 3.65  | -31.52  |
| 2025 | 2/9/2023      | <a href="#">13G/A</a>   | <a href="#">NBIX / Neurocrine Biosciences, Inc.</a>                                | 8,787,991   | 9,340,295   | 6.28  | 9.72  | 4.97  |
| 2026 | 2/9/2023      | <a href="#">13G/A</a>   | <a href="#">MRNA / Moderna Inc</a>   | 27,426,570  | 27,282,173  | -0.53   | 7.1   | 5.03  |
| 2027 | 2/9/2023      | <a href="#">13G/A</a>   | <a href="#">NDSN / Nordson Corp.</a>   | 6,036,535   | 6,085,856   | 0.82  | 10.65   | 2.21  |
| 2028 | 2/9/2023      | <a href="#">13G/A</a>   | <a href="#">OLLI / Ollies Bargain Outlet Holdings Inc</a>                          | 5,339,388   | 5,421,296   | 1.53  | 8.71  | 2.96  |
| 2029 | 2/9/2023      | <a href="#">13G/A</a>   | <a href="#">ORI / Old Republic International Corp.</a>                             | 28,119,286  | 27,820,739  | -1.06   | 9.14  | -0.22   |

Raw (\*.xlsx) attached.








|      | A             | B   | C  | D   | E   | F   | G           | H            |
|------|---------------|---|--|---|---|---|-------------|--------------|
|      | SEC File Date | Form  | Security   | Prev Shares   | Current Shares  | ΔShares %   | % Ownership | % ΔOwnership |
| 1    |               |  |  |  |  |  |             |              |
| 2030 | 2/9/2023      | <a href="#">13G/A</a>   | <a href="#">NUS / Nu Skin Enterprises, Inc. - Class A</a>                          | 6,018,628   | 6,490,840   | 7.85  | 13.13       | 8.69         |
| 2031 | 2/9/2023      | <a href="#">13G/A</a>   | <a href="#">ONTO / Onto Innovation Inc.</a>  | 5,353,152   | 5,605,334   | 4.71  | 11.32       | 4.24         |
| 2032 | 2/9/2023      | <a href="#">13G/A</a>   | <a href="#">OII / Oceaneering International, Inc.</a>                              | 11,240,173  | 11,833,743  | 5.28  | 11.8        | 4.8          |
| 2033 | 2/9/2023      | <a href="#">13G/A</a>   | <a href="#">ODFL / Old Dominion Freight Line, Inc.</a>                             | 10,746,615  | 10,790,836  | 0.41  | 9.77        | 4.6          |
| 2034 | 2/9/2023      | <a href="#">13G/A</a>   | <a href="#">OCUL / Ocular Therapeutix Inc</a>                                      | 4,079,023   | 3,976,853   | -2.5  | 5.16        | -3.01        |
| 2035 | 2/9/2023      | <a href="#">13G/A</a>   | <a href="#">KR / Kroger Co.</a>  | 78,978,401  | 82,426,702  | 4.37  | 11.51       | 7.17         |
| 2036 | 2/9/2023      | <a href="#">13G/A</a>   | <a href="#">DNOW / NOW Inc</a>   | 12,259,219  | 13,206,837  | 7.73  | 11.96       | 7.84         |
| 2037 | 2/9/2023      | <a href="#">13G/A</a>   | <a href="#">OSIS / OSI Systems, Inc.</a>   | 1,857,664   | 1,862,540   | 0.26  | 11.05       | 6.76         |
| 2038 | 2/9/2023      | <a href="#">13G/A</a>   | <a href="#">OMER / Omeros Corporation</a>  | 3,357,828   | 2,820,445   | -16   | 4.5         | -16.2        |
| 2039 | 2/9/2023      | <a href="#">13G/A</a>   | <a href="#">KELYA / Kelly Services, Inc. - Class A</a>                             | 3,790,860   | 3,702,513   | -2.33   | 10.7        | 1.71         |
| 2040 | 2/9/2023      | <a href="#">13G/A</a>   | <a href="#">JCI / Johnson Controls International plc -</a>                         | 58,354,986  | 59,465,991  | 1.9   | 8.66        | 4.46         |
| 2041 | 2/9/2023      | <a href="#">13G/A</a>   | <a href="#">JNJ / Johnson &amp; Johnson</a>  | 234,782,632   | 246,826,621   | 5.13  | 9.44        | 5.83         |
| 2042 | 2/9/2023      | <a href="#">13G/A</a>   | <a href="#">KFRC / Kforce Inc.</a>   | 2,168,463   | 2,362,264   | 8.94  | 11.38       | 12.23        |
| 2043 | 2/9/2023      | <a href="#">13G/A</a>   | <a href="#">KSS / Kohl's Corp.</a>   | 14,073,874  | 11,675,039  | -17.04  | 10.57       | 4.55         |
| 2044 | 2/9/2023      | <a href="#">13G/A</a>   | <a href="#">KRC / Kilroy Realty Corp.</a>  | 16,068,019  | 16,424,492  | 2.22  | 14.05       | 1.81         |
| 2045 | 2/9/2023      | <a href="#">13G/A</a>   | <a href="#">KEYS / Keysight Technologies Inc</a>                                   | 20,194,372  | 20,876,016  | 3.38  | 11.68       | 5.89         |
| 2046 | 2/9/2023      | <a href="#">13G/A</a>   | <a href="#">LGIH / LGI Homes Inc</a>   | 2,308,679   | 2,199,430   | -4.73   | 9.44        | -0.74        |
| 2047 | 2/9/2023      | <a href="#">13G/A</a>   | <a href="#">LII / Lennox International Inc</a>                                     | 3,246,520   | 3,186,700   | -1.84   | 8.99        | 1.35         |
| 2048 | 2/9/2023      | <a href="#">13G/A</a>   | <a href="#">JYNT / Joint Corp</a>  | 1,134,903   | 1,071,476   | -5.59   | 7.37        | -6.35        |
| 2049 | 2/9/2023      | <a href="#">13G/A</a>   | <a href="#">LAMR / Lamar Advertising Co - Class A</a>                              | 13,042,586  | 12,664,963  | -2.9  | 14.51       | -3.4         |
| 2050 | 2/9/2023      | <a href="#">13G/A</a>   | <a href="#">LBAI / Lakeland Bancorp, Inc.</a>                                      | 2,849,033   | 3,707,287   | 30.12   | 4.92        | -12.61       |
| 2051 | 2/9/2023      | <a href="#">13G/A</a>   | <a href="#">LZB / La-Z-Boy Inc.</a>  | 4,758,021   | 5,109,088   | 7.38  | 11.84       | 9.23         |
| 2052 | 2/9/2023      | <a href="#">13G/A</a>   | <a href="#">LADR / Ladder Capital Corp - Class A</a>                               | 10,360,198  | 11,141,091  | 7.54  | 8.8         | 6.54         |
| 2053 | 2/9/2023      | <a href="#">13G/A</a>   | <a href="#">LGF.B / Lions Gate Entertainment Corp. -</a>                           | 10,735,620  | 11,811,978  | 10.03   | 8.13        | 7.4          |
| 2054 | 2/9/2023      | <a href="#">13G/A</a>   | <a href="#">LESL / Leslies Inc</a>   | 13,335,067  | 15,124,580  | 13.42   | 8.24        | 12.72        |
| 2055 | 2/9/2023      | <a href="#">13G/A</a>   | <a href="#">LECO / Lincoln Electric Holdings, Inc.</a>                             | 5,903,603   | 6,024,856   | 2.05  | 10.43       | 4.3          |
| 2056 | 2/9/2023      | <a href="#">13G/A</a>   | <a href="#">LAD / Lithia Motors, Inc. - Class A</a>                                | 2,957,990   | 2,792,188   | -5.61   | 10.21       | 1.79         |
| 2057 | 2/9/2023      | <a href="#">13G/A</a>   | <a href="#">LUMN / Lumen Technologies Inc</a>                                      | 113,411,515   | 115,778,437   | 2.09  | 11.19       | 0.99         |
| 2058 | 2/9/2023      | <a href="#">13G/A</a>   | <a href="#">LSXMK / Liberty Media Corp. (New</a>                                   | 14,317,521  | 14,492,254  | 1.22  | 6.62        | 5.08         |
| 2059 | 2/9/2023      | <a href="#">13G/A</a>   | <a href="#">M / Macy's Inc</a>   | 29,445,807  | 29,341,860  | -0.35   | 10.82       | 7.45         |
| 2060 | 2/9/2023      | <a href="#">13G/A</a>   | <a href="#">LFVN / Lifevantage Corporation</a>                                     | 712,453   | 463,326   | -34.97  | 3.69        | -31.41       |
| 2061 | 2/9/2023      | <a href="#">13G/A</a>   | <a href="#">LTC / LTC Properties, Inc.</a>   | 6,355,398   | 6,585,185   | 3.62  | 16.26       | 0.74         |
| 2062 | 2/9/2023      | <a href="#">13G/A</a>   | <a href="#">LPSN / Liveperson Inc</a>  | 7,368,486   | 9,227,882   | 25.23   | 12.25       | 20.69        |
| 2063 | 2/9/2023      | <a href="#">13G/A</a>   | <a href="#">MGNX / MacroGenics Inc</a>   | 3,946,178   | 4,444,364   | 12.62   | 7.23        | 12.27        |
| 2064 | 2/9/2023      | <a href="#">13G/A</a>   | <a href="#">LULU / Lululemon Athletica inc.</a>                                    | 6,960,456   | 7,416,772   | 6.56  | 6.06        | 8.02         |
| 2065 | 2/9/2023      | <a href="#">13G/A</a>   | <a href="#">LYB / LyondellBasell Industries NV - Class</a>                         | 30,517,101  | 32,362,325  | 6.05  | 9.94        | 8.4          |
| 2066 | 2/9/2023      | <a href="#">13G/A</a>   | <a href="#">TREE / LendingTree Inc.</a>  | 1,233,953   | 932,767   | -24.41  | 7.3         | -21.08       |
| 2067 | 2/9/2023      | <a href="#">13G/A</a>   | <a href="#">LL / LL Flooring Holdings Inc</a>                                      | 2,085,666   | 1,668,395   | -20.01  | 5.69        | -20.64       |
| 2068 | 2/9/2023      | <a href="#">13G/A</a>   | <a href="#">LAZR / Luminar Technologies Inc - Class A</a>                          | 18,914,450  | 21,618,862  | 14.3  | 8.14        | 11.81        |
| 2069 | 2/9/2023      | <a href="#">13G/A</a>   | <a href="#">MGY / Magnolia Oil &amp; Gas Corp - Class A</a>                        | 14,767,018  | 16,647,997  | 12.74   | 8.88        | 9.36         |
| 2070 | 2/9/2023      | <a href="#">13G/A</a>   | <a href="#">CVBF / CVB Financial Corp.</a>   | 14,545,782  | 15,503,524  | 6.58  | 11.09       | 3.36         |
| 2071 | 2/9/2023      | <a href="#">13G/A</a>   | <a href="#">DRH / Diamondrock Hospitality Co.</a>                                  | 33,952,885  | 37,366,640  | 10.05   | 17.85       | 10.73        |
| 2072 | 2/9/2023      | <a href="#">13G/A</a>   | <a href="#">HAS / Hasbro, Inc.</a>   | 15,275,328  | 15,295,506  | 0.13  | 11.07       | 0            |
| 2073 | 2/9/2023      | <a href="#">13G/A</a>   | <a href="#">HL / Hecla Mining Co.</a>  | 50,767,632  | 56,328,352  | 10.95   | 9.29        | -1.48        |
| 2074 | 2/9/2023      | <a href="#">13G/A</a>   | <a href="#">GBX / Greenbrier Cos., Inc.</a>  | 3,566,967   | 3,716,088   | 4.18  | 11.34       | 3.47         |
| 2075 | 2/9/2023      | <a href="#">13G/A</a>   | <a href="#">HAYN / Haynes International Inc.</a>                                   | 713,997   | 764,466   | 7.07  | 6.11        | 7.57         |
| 2076 | 2/9/2023      | <a href="#">13G/A</a>   | <a href="#">HIW / Highwoods Properties, Inc.</a>                                   | 15,130,363  | 16,666,368  | 10.15   | 15.84       | 9.24         |
| 2077 | 2/9/2023      | <a href="#">13G/A</a>   | <a href="#">HUBB / Hubbell Inc.</a>  | 5,453,406   | 5,635,364   | 3.34  | 10.49       | 4.69         |
| 2078 | 2/9/2023      | <a href="#">13G/A</a>   | <a href="#">ICUI / ICU Medical, Inc.</a>   | 1,950,253   | 2,104,172   | 7.89  | 8.77        | -4.47        |
| 2079 | 2/9/2023      | <a href="#">13G/A</a>   | <a href="#">HY / Hyster-Yale Materials Handling Inc -</a>                          | 919,180   | 851,526   | -7.36   | 6.48        | -8.35        |
| 2080 | 2/9/2023      | <a href="#">13G/A</a>   | <a href="#">HSKA / Heska Corp. (Restricted Voting)</a>                             | 686,875   | 733,420   | 6.78  | 6.77        | 5.62         |
| 2081 | 2/9/2023      | <a href="#">13G/A</a>   | <a href="#">GES / Guess Inc.</a>   | 4,370,874   | 3,393,235   | -22.37  | 6.23        | -7.43        |










Raw (\*.xlsx) attached.

|      | A             | B   | C  | D   | E   | F   | G   | H   |
|------|---------------|---|--|---|---|---|---|---|
|      | SEC File Date | Form  | Security   | Prev Shares   | Current Shares  | ΔShares %   | % Ownership   | % ΔOwnership  |
| 1    |               |  |  |  |  |  |  |  |
| 2082 | 2/9/2023      | <a href="#">13G/A</a>   | <a href="#">HMST / HomeStreet Inc</a>  | 1,427,617   | 1,249,994   | -12.44  | 6.68  | -4.3  |
| 2083 | 2/9/2023      | <a href="#">13G/A</a>   | <a href="#">GO / Grocery Outlet Holding Corp</a>                                   | 8,394,132   | 8,825,894   | 5.14  | 9.07  | 3.78  |
| 2084 | 2/9/2023      | <a href="#">13G/A</a>   | <a href="#">HOLX / Hologic, Inc.</a>   | 27,500,693  | 28,519,496  | 3.7   | 11.6  | 6.03  |
| 2085 | 2/9/2023      | <a href="#">13G/A</a>   | <a href="#">IAA / IAA Inc</a>  | 12,279,290  | 12,415,678  | 1.11  | 9.28  | 1.87  |
| 2086 | 2/9/2023      | <a href="#">13G/A</a>   | <a href="#">IPGP / IPG Photonics Corp</a>  | 3,825,075   | 2,930,832   | -23.38  | 6.02  | -16.16  |
| 2087 | 2/9/2023      | <a href="#">13G/A</a>   | <a href="#">ICHR / Ichor Holdings Ltd</a>  | 2,434,921   | 2,338,720   | -3.95   | 8.12  | -5.25   |
| 2088 | 2/9/2023      | <a href="#">13G/A</a>   | <a href="#">IBTX / Independent Bank Group Inc</a>                                  | 4,160,814   | 4,190,123   | 0.7   | 10.17   | 0.59  |
| 2089 | 2/9/2023      | <a href="#">13G/A</a>   | <a href="#">IAC / IAC Inc - New</a>  | 7,096,897   | 7,521,174   | 5.98  | 9.02  | 6.49  |
| 2090 | 2/9/2023      | <a href="#">13G/A</a>   | <a href="#">IFF / International Flavors &amp; Fragrances</a>                       | 30,267,303  | 31,920,258  | 5.46  | 12.52   | 5.3   |
| 2091 | 2/9/2023      | <a href="#">13G/A</a>   | <a href="#">IIPR / Innovative Industrial Properties Inc</a>                        | 3,809,378   | 4,480,896   | 17.63   | 16.02   | 0.63  |
| 2092 | 2/9/2023      | <a href="#">13G/A</a>   | <a href="#">IMXI / International Money Express Inc.</a>                            | 2,119,575   | 2,238,941   | 5.63  | 6.04  | 10.02   |
| 2093 | 2/9/2023      | <a href="#">13G/A</a>   | <a href="#">SJM / J.M. Smucker Co.</a>   | 12,558,903  | 13,087,783  | 4.21  | 12.27   | 5.87  |
| 2094 | 2/9/2023      | <a href="#">13G/A</a>   | <a href="#">INDB / Independent Bank Corp.</a>                                      | 5,206,390   | 5,668,380   | 8.87  | 12.42   | 12.91   |
| 2095 | 2/9/2023      | <a href="#">13G/A</a>   | <a href="#">INSM / Insmid Inc</a>  | 11,120,430  | 13,040,831  | 17.27   | 9.63  | 2.56  |
| 2096 | 2/9/2023      | <a href="#">13G/A</a>   | <a href="#">KNSL / Kinsale Capital Group Inc</a>                                   | 2,198,667   | 2,206,845   | 0.37  | 9.56  | -0.83   |
| 2097 | 2/9/2023      | <a href="#">13G/A</a>   | <a href="#">LYFT / Lyft Inc Cls A</a>  | 24,945,074  | 29,206,946  | 17.09   | 8.29  | 10.39   |
| 2098 | 2/9/2023      | <a href="#">13G/A</a>   | <a href="#">HR / Healthcare Realty Trust Inc - Class A</a>                         |   | 54,845,205  |   | 14.41   |   |
| 2099 | 2/9/2023      | <a href="#">13G/A</a>   | <a href="#">JVA / Coffee Holding Co Inc</a>  | 289,095   | 281,715   | -2.55   | 4.93  | -2.57   |
| 2100 | 2/9/2023      | <a href="#">13G/A</a>   | <a href="#">NET / Cloudflare Inc - Class A</a>                                     | 22,809,851  | 25,883,484  | 13.48   | 9.09  | 9.12  |
| 2101 | 2/9/2023      | <a href="#">13G/A</a>   | <a href="#">CTBI / Community Trust Bancorp, Inc.</a>                               | 960,550   | 855,831   | -10.9   | 4.78  | -11.15  |
| 2102 | 2/9/2023      | <a href="#">13G/A</a>   | <a href="#">CTMX / CytomX Therapeutics Inc</a>                                     | 5,107,991   | 4,585,721   | -10.22  | 6.94  | -11.37  |
| 2103 | 2/9/2023      | <a href="#">13G/A</a>   | <a href="#">DOV / Dover Corp.</a>  | 16,671,379  | 16,671,320  | 0   | 11.88   | 2.59  |
| 2104 | 2/9/2023      | <a href="#">13G/A</a>   | <a href="#">EA / Electronic Arts, Inc.</a>   | 21,652,850  | 21,903,490  | 1.16  | 7.93  | 3.52  |
| 2105 | 2/9/2023      | <a href="#">13G/A</a>   | <a href="#">NVTA / Invitae Corp</a>  | 19,445,884  | 22,587,955  | 16.16   | 9.3   | 8.27  |
| 2106 | 2/9/2023      | <a href="#">13G/A</a>   | <a href="#">IVR / Invesco Mortgage Capital Inc</a>                                 |   | 3,895,568   |   | 11.02   |   |
| 2107 | 2/9/2023      | <a href="#">13G/A</a>   | <a href="#">ESE / Esco Technologies, Inc.</a>                                      | 2,684,826   | 2,873,587   | 7.03  | 11.1  | 7.87  |
| 2108 | 2/9/2023      | <a href="#">13G/A</a>   | <a href="#">EB / Eventbrite Inc - Class A</a>                                      | 8,258,302   | 7,826,471   | -5.23   | 9.66  | -5.76   |
| 2109 | 2/9/2023      | <a href="#">13G/A</a>   | <a href="#">EZPW / EZCorp, Inc. - Class A</a>                                      | 3,364,158   | 3,650,492   | 8.51  | 6.84  | 7.89  |
| 2110 | 2/9/2023      | <a href="#">13G/A</a>   | <a href="#">ELME / Elme Communities</a>  | 13,545,947  | 14,386,547  | 6.21  | 16.44   | 2.75  |
| 2111 | 2/9/2023      | <a href="#">13G/A</a>   | <a href="#">ESS / Essex Property Trust, Inc.</a>                                   | 10,430,735  | 10,708,186  | 2.66  | 16.54   | 3.18  |
| 2112 | 2/9/2023      | <a href="#">13G/A</a>   | <a href="#">META / Meta Platforms Inc - Class A</a>                                | 181,965,468   | 180,705,425   | -0.69   | 8.01  | 4.16  |
| 2113 | 2/9/2023      | <a href="#">13G/A</a>   | <a href="#">FSLY / Fastly Inc - Class A</a>  | 9,390,629   | 11,529,178  | 22.77   | 9.37  | 17.27   |
| 2114 | 2/9/2023      | <a href="#">13G/A</a>   | <a href="#">FRME / First Merchants Corp.</a>                                       | 5,345,060   | 6,426,077   | 20.22   | 10.79   | 7.79  |
| 2115 | 2/9/2023      | <a href="#">13G/A</a>   | <a href="#">FLYW / Flywire Corp</a>  | 5,001,062   | 7,966,559   | 59.3  | 7.63  | 50.49   |
| 2116 | 2/9/2023      | <a href="#">13G/A</a>   | <a href="#">FCPT / Four Corners Property Trust Inc</a>                             | 9,144,350   | 9,799,966   | 7.17  | 11.68   | -1.18   |
| 2117 | 2/9/2023      | <a href="#">13G/A</a>   | <a href="#">FOCS / Focus Financial Partners Inc -</a>                              | 4,457,165   | 5,085,477   | 14.1  | 7.72  | 12.05   |
| 2118 | 2/9/2023      | <a href="#">13G/A</a>   | <a href="#">GPN / Global Payments, Inc.</a>  | 23,330,940  | 26,492,838  | 13.55   | 9.8   | 21.89   |
| 2119 | 2/9/2023      | <a href="#">13G/A</a>   | <a href="#">FLT / Fleetcor Technologies Inc</a>                                    | 8,513,164   | 8,188,881   | -3.81   | 11.1  | 5.92  |
| 2120 | 2/9/2023      | <a href="#">13G/A</a>   | <a href="#">NLOK / NortonLifeLock Inc</a>  | 63,970,609  | 68,698,555  | 7.39  | 10.55   | -4  |
| 2121 | 2/9/2023      | <a href="#">13G/A</a>   | <a href="#">IT / Gartner, Inc.</a>   | 9,095,452   | 9,088,343   | -0.08   | 11.5  | 3.98  |
| 2122 | 2/9/2023      | <a href="#">13G/A</a>   | <a href="#">GTY / Getty Realty Corp.</a>   | 6,188,844   | 6,891,298   | 11.35   | 14.75   | 8.06  |
| 2123 | 2/9/2023      | <a href="#">13G/A</a>   | <a href="#">HAL / Halliburton Co.</a>  | 100,669,815   | 99,631,311  | -1.03   | 10.97   | -2.49   |
| 2124 | 2/9/2023      | <a href="#">13G/A</a>   | <a href="#">HWC / Hancock Whitney Corp.</a>  | 8,697,293   | 9,152,649   | 5.24  | 10.68   | 6.59  |
| 2125 | 2/9/2023      | <a href="#">13G/A</a>   | <a href="#">FRSH / Freshworks Inc Class A</a>                                      | 2,719,174   | 14,155,299  | 420.57  | 8.79  | 11.41   |
| 2126 | 2/9/2023      | <a href="#">13G/A</a>   | <a href="#">BXMT / Blackstone Mortgage Trust Inc -</a>                             | 14,732,504  | 15,914,131  | 8.02  | 9.31  | 5.8   |
| 2127 | 2/9/2023      | <a href="#">13G/A</a>   | <a href="#">HEI / Heico Corp.</a>  | 3,346,275   | 3,408,048   | 1.85  | 6.25  | 1.3   |
| 2128 | 2/9/2023      | <a href="#">13G/A</a>   | <a href="#">HD / Home Depot, Inc.</a>  | 93,202,329  | 95,336,930  | 2.29  | 9.35  | 4.7   |
| 2129 | 2/9/2023      | <a href="#">13G/A</a>   | <a href="#">HLIT / Harmonic, Inc.</a>  | 6,644,184   | 7,591,061   | 14.25   | 7.2   | 11.11   |
| 2130 | 2/9/2023      | <a href="#">13G/A</a>   | <a href="#">HSII / Heidrick &amp; Struggles International,</a>                     | 1,446,987   | 1,605,314   | 10.94   | 8.08  | 9.34  |
| 2131 | 2/9/2023      | <a href="#">13G/A</a>   | <a href="#">EAF / GrafTech International Ltd.</a>                                  | 22,688,259  | 24,273,794  | 6.99  | 9.46  | 9.74  |
| 2132 | 2/9/2023      | <a href="#">13G/A</a>   | <a href="#">HOPE / Hope Bancorp Inc</a>  | 13,805,202  | 14,195,290  | 2.83  | 11.88   | 3.39  |
| 2133 | 2/9/2023      | <a href="#">13G/A</a>   | <a href="#">HAFC / Hanmi Financial Corp.</a>                                       | 2,000,909   | 2,134,846   | 6.69  | 7   | 6.38  |







Raw (\*.xlsx) attached.

|      | A             | B   | C  | D   | E   | F   | G   | H   |
|------|---------------|---|--|---|---|---|---|---|
|      | SEC File Date | Form  | Security   | Prev Shares   | Current Shares  | ΔShares %   | % Ownership   | % ΔOwnership  |
| 1    |               |  |  |  |  |  |  |  |
| 2134 | 2/9/2023      | 13G/A   | <a href="#">GWRE / Guidewire Software Inc</a>                                      | 7,660,395   | 7,777,138   | 1.52  | 9.5   | 3.26  |
| 2135 | 2/9/2023      | 13G/A   | <a href="#">UIHC / American Coastal Insurance Corp</a>                             | 537,642   | 517,044   | -3.83   | 5.9   | 12.6  |
| 2136 | 2/9/2023      | 13G/A   | <a href="#">HPE / Hewlett Packard Enterprise Co</a>                                | 150,741,849   | 155,800,164   | 3.36  | 12.15   | 4.29  |
| 2137 | 2/9/2023      | 13G/A   | <a href="#">GPMT / Granite Point Mortgage Trust Inc</a>                            | 4,638,763   | 3,580,044   | -22.82  | 6.84  | -20.65  |
| 2138 | 2/9/2023      | 13G/A   | <a href="#">GH / Guardant Health Inc</a>   | 8,762,086   | 9,040,240   | 3.17  | 8.83  | 2.44  |
| 2139 | 2/9/2023      | 13G/A   | <a href="#">GXO / GXO Logistics Inc</a>  | 10,254,938  | 10,985,833  | 7.13  | 9.26  | 3.46  |
| 2140 | 2/9/2023      | 13G/A   | <a href="#">HSC / Enviri Corp</a>  | 8,481,514   | 9,337,561   | 10.09   | 11.75   | 9.71  |
| 2141 | 2/9/2023      | 13G/A   | <a href="#">HRB / H&amp;R Block Inc.</a>   | 24,452,418  | 16,900,959  | -30.88  | 10.87   | -21.91  |
| 2142 | 2/9/2023      | 13G/A   | <a href="#">HES / Hess Corporation</a>   | 31,027,546  | 31,304,916  | 0.89  | 10.15   | 1.3   |
| 2143 | 2/9/2023      | 13G/A   | <a href="#">HNI / HNI Corp.</a>  | 4,676,126   | 4,700,224   | 0.52  | 11.36   | 5.77  |
| 2144 | 2/9/2023      | 13G/A   | <a href="#">HYFM / Hydrofarm Holdings Group Inc</a>                                | 3,091,438   | 1,704,526   | -44.86  | 3.77  | -45.68  |
| 2145 | 2/9/2023      | 13G/A   | <a href="#">HSIC / Henry Schein Inc.</a>   | 15,116,687  | 15,686,727  | 3.77  | 11.57   | 6.15  |
| 2146 | 2/9/2023      | 13G/A   | <a href="#">IMKTA / Ingles Markets, Inc. - Class A</a>                             | 1,149,764   | 1,199,812   | 4.35  | 8.34  | 3.73  |
| 2147 | 2/9/2023      | 13G/A   | <a href="#">IEX / IDEX Corporation</a>   | 8,749,719   | 9,394,748   | 7.37  | 12.46   | 8.25  |
| 2148 | 2/9/2023      | 13G/A   | <a href="#">ILMN / Illumina Inc</a>  | 12,199,522  | 13,022,627  | 6.75  | 8.28  | 6.02  |
| 2149 | 2/9/2023      | 13G/A   | <a href="#">ITCI / Intra-Cellular Therapies Inc</a>                                | 6,876,201   | 8,319,249   | 20.99   | 8.78  | 4.03  |
| 2150 | 2/9/2023      | 13G/A   | <a href="#">HII / Huntington Ingalls Industries Inc</a>                            | 4,597,301   | 4,744,217   | 3.2   | 11.89   | 3.57  |
| 2151 | 2/9/2023      | 13G/A   | <a href="#">INCY / Incyte Corp.</a>  | 20,944,759  | 21,533,818  | 2.81  | 9.68  | 2.11  |
| 2152 | 2/9/2023      | 13G/A   | <a href="#">IPG / Interpublic Group Of Cos., Inc.</a>                              | 46,632,558  | 47,122,596  | 1.05  | 12.13   | 2.45  |
| 2153 | 2/9/2023      | 13G/A   | <a href="#">IVZ / Invesco Ltd</a>  | 46,138,377  | 52,650,163  | 14.11   | 11.58   | 15.8  |
| 2154 | 2/9/2023      | 13G/A   | <a href="#">ITRI / Itron Inc.</a>  | 5,023,798   | 5,225,422   | 4.01  | 11.57   | 4.23  |
| 2155 | 2/9/2023      | 13G/A   | <a href="#">STAR / iStar Inc</a>   | 10,993,724  | 13,657,882  | 24.23   | 15.75   | -0.44   |
| 2156 | 2/9/2023      | 13G/A   | <a href="#">NSIT / Insight Enterprises Inc.</a>                                    | 3,854,055   | 3,983,010   | 3.35  | 11.44   | 3.53  |
| 2157 | 2/9/2023      | 13G/A   | <a href="#">IOVA / Iovance Biotherapeutics Inc</a>                                 | 12,197,787  | 14,463,082  | 18.57   | 9.16  | 17.89   |
| 2158 | 2/9/2023      | 13G/A   | <a href="#">IRWD / Ironwood Pharmaceuticals Inc -</a>                              | 13,487,762  | 14,732,569  | 9.23  | 9.6   | 16.5  |
| 2159 | 2/9/2023      | 13G/A   | <a href="#">IHRT / iHeartMedia Inc - Class A New</a>                               | 9,476,613   | 10,982,981  | 15.9  | 9.02  | 14.47   |
| 2160 | 2/9/2023      | 13G/A   | <a href="#">JJSF / J&amp;J Snack Foods Corp.</a>                                   | 1,499,504   | 1,562,967   | 4.23  | 8.13  | 3.44  |
| 2161 | 2/9/2023      | 13G/A   | <a href="#">TILE / Interface Inc.</a>  | 6,355,727   | 6,642,483   | 4.51  | 11.42   | 6.13  |
| 2162 | 2/9/2023      | 13G/A   | <a href="#">HLT / Hilton Worldwide Holdings Inc</a>                                | 25,131,300  | 25,803,474  | 2.67  | 9.54  | 5.76  |
| 2163 | 2/9/2023      | 13G/A   | <a href="#">HON / Honeywell International Inc</a>                                  | 56,119,426  | 61,087,263  | 8.85  | 9.09  | 11.53   |
| 2164 | 2/9/2023      | 13G/A   | <a href="#">GRC / Gorman-Rupp Co.</a>  | 2,075,394   | 2,252,874   | 8.55  | 8.63  | 8.69  |
| 2165 | 2/9/2023      | 13G/A   | <a href="#">GEF.B / Greif Inc - Class B</a>  | 3,174,878   | 2,972,824   | -6.36   | 11.61   | -2.93   |
| 2166 | 2/9/2023      | 13G/A   | <a href="#">GTN / Gray Television, Inc.</a>  | 4,548,835   | 4,828,865   | 6.16  | 5.65  | 10.14   |
| 2167 | 2/9/2023      | 13G/A   | <a href="#">GBIO / Generation Bio Co</a>   | 3,594,461   | 2,231,499   | -37.92  | 3.76  | -40.51  |
| 2168 | 2/9/2023      | 13G/A   | <a href="#">FFIV / F5 Inc</a>  | 6,733,413   | 7,048,486   | 4.68  | 11.68   | 6.18  |
| 2169 | 2/9/2023      | 13G/A   | <a href="#">ENVA / Enova International Inc.</a>                                    | 2,781,552   | 2,230,322   | -19.82  | 7.09  | -7.2  |
| 2170 | 2/9/2023      | 13G/A   | <a href="#">EBF / Ennis Inc.</a>   | 1,787,749   | 1,790,719   | 0.17  | 6.93  | 1.32  |
| 2171 | 2/9/2023      | 13G/A   | <a href="#">FIBK / First Interstate BancSystem Inc.</a>                            | 3,583,517   | 7,885,516   | 120.05  | 7.55  | -12.21  |
| 2172 | 2/9/2023      | 13G/A   | <a href="#">F / Ford Motor Co.</a>   | 298,630,831   | 335,643,986   | 12.39   | 8.5   | 11.7  |
| 2173 | 2/9/2023      | 13G/A   | <a href="#">FCF / First Commonwealth Financial</a>                                 | 10,611,911  | 10,574,553  | -0.35   | 11.32   | 1.25  |
| 2174 | 2/9/2023      | 13G/A   | <a href="#">FORM / FormFactor Inc.</a>   | 8,709,102   | 9,021,283   | 3.58  | 11.71   | 5.12  |
| 2175 | 2/9/2023      | 13G/A   | <a href="#">GPC / Genuine Parts Co.</a>  | 16,607,062  | 17,747,982  | 6.87  | 12.57   | 7.8   |
| 2176 | 2/9/2023      | 13G/A   | <a href="#">GME / Gamestop Corporation - Class A</a>                               | 5,931,837   | 24,664,433  | 315.8   | 8.1   | 4.25  |
| 2177 | 2/9/2023      | 13G/A   | <a href="#">FIVN / Five9 Inc</a>   | 6,255,231   | 6,718,788   | 7.41  | 9.53  | 3.7   |
| 2178 | 2/9/2023      | 13G/A   | <a href="#">FOXA / Fox Corporation - Class A</a>                                   | 33,846,829  | 33,917,455  | 0.21  | 11.21   | 6.05  |
| 2179 | 2/9/2023      | 13G/A   | <a href="#">DM / Desktop Metal Inc - Class A</a>                                   |   | 22,051,032  |   | 6.94  |   |
| 2180 | 2/9/2023      | 13G/A   | <a href="#">HI / Hillenbrand Inc</a>   | 8,041,528   | 7,616,852   | -5.28   | 11.06   | -0.27   |
| 2181 | 2/9/2023      | 13G/A   | <a href="#">GEO / Geo Group, Inc.</a>  | 10,562,839  | 13,701,354  | 29.71   | 11.04   | 28.07   |
| 2182 | 2/9/2023      | 13G/A   | <a href="#">EVRI / Everi Holdings Inc</a>  | 5,635,643   | 5,631,233   | -0.08   | 6.29  | 1.62  |
| 2183 | 2/9/2023      | 13G/A   | <a href="#">FL / Foot Locker Inc</a>   | 11,309,861  | 9,386,043   | -17.01  | 10.06   | -10.74  |
| 2184 | 2/9/2023      | 13G/A   | <a href="#">GCO / Genesco Inc.</a>   | 1,297,206   | 1,138,967   | -12.2   | 9.03  | 1.69  |
| 2185 | 2/9/2023      | 13G/A   | <a href="#">FANG / Diamondback Energy Inc</a>                                      | 20,662,136  | 21,419,163  | 3.66  | 11.78   | 3.33  |






Raw (\*.xlsx) attached.

|      | A             | B   | C  | D   | E   | F   | G   | H   |
|------|---------------|---|--|---|---|---|---|---|
|      | SEC File Date | Form  | Security   | Prev Shares   | Current Shares  | ΔShares %   | % Ownership   | % ΔOwnership  |
| 1    |               |  |  |  |  |  |  |  |
| 2186 | 2/9/2023      | <a href="#">13G/A</a>   | <a href="#">HBAN / Huntington Bancshares, Inc.</a>                                 | 160,441,341   | 169,503,604   | 5.65  | 11.75   | 5.95  |
| 2187 | 2/9/2023      | <a href="#">13G/A</a>   | <a href="#">CUTR / Cutera Inc</a>  | 1,138,961   | 1,235,086   | 8.44  | 6.3   | -0.63   |
| 2188 | 2/9/2023      | <a href="#">13G/A</a>   | <a href="#">FHI / Federated Hermes Inc - Class B</a>                               | 9,215,007   | 8,483,827   | -7.93   | 9.53  | -4.89   |
| 2189 | 2/9/2023      | <a href="#">13G/A</a>   | <a href="#">CLW / Clearwater Paper Corp</a>  | 1,169,253   | 1,171,883   | 0.22  | 6.99  | -0.29   |
| 2190 | 2/9/2023      | <a href="#">13G/A</a>   | <a href="#">KO / Coca-Cola Co</a>  | 342,258,418   | 368,192,362   | 7.58  | 8.51  | 7.45  |
| 2191 | 2/9/2023      | <a href="#">13G/A</a>   | <a href="#">CTSH / Cognizant Technology Solutions</a>                              | 41,623,450  | 43,718,446  | 5.03  | 8.51  | 7.45  |
| 2192 | 2/9/2023      | <a href="#">13G/A</a>   | <a href="#">CCRN / Cross Country Healthcares, Inc. -</a>                           | 2,582,300   | 2,482,317   | -3.87   | 6.66  | -1.91   |
| 2193 | 2/9/2023      | <a href="#">13G/A</a>   | <a href="#">CODX / Co-Diagnostics Inc</a>  | 1,795,057   | 1,781,283   | -0.77   | 5.76  | 8.68  |
| 2194 | 2/9/2023      | <a href="#">13G/A</a>   | <a href="#">CRAI / CRA International Inc.</a>                                      | 384,305   | 379,747   | -1.19   | 5.32  | 2.9   |
| 2195 | 2/9/2023      | <a href="#">13G/A</a>   | <a href="#">CTS / CTS Corp.</a>  | 2,152,714   | 2,307,608   | 7.2   | 7.24  | 8.38  |
| 2196 | 2/9/2023      | <a href="#">13G/A</a>   | <a href="#">COLL / Collegium Pharmaceutical Inc</a>                                | 2,287,417   | 2,208,111   | -3.47   | 6.58  | -0.6  |
| 2197 | 2/9/2023      | <a href="#">13G/A</a>   | <a href="#">COLB / Columbia Banking System, Inc.</a>                               | 8,908,287   | 9,470,597   | 6.31  | 12.04   | 6.08  |
| 2198 | 2/9/2023      | <a href="#">13G/A</a>   | <a href="#">DXCM / Dexcom Inc</a>  | 10,410,319  | 43,819,836  | 320.93  | 11.34   | 5.59  |
| 2199 | 2/9/2023      | <a href="#">13G/A</a>   | <a href="#">DPZ / Dominos Pizza Inc</a>  | 3,856,109   | 3,896,223   | 1.04  | 11.01   | 3.87  |
| 2200 | 2/9/2023      | <a href="#">13G/A</a>   | <a href="#">EGBN / Eagle Bancorp Inc (MD)</a>                                      | 3,391,540   | 3,887,006   | 14.61   | 12.18   | 14.69   |
| 2201 | 2/9/2023      | <a href="#">13G/A</a>   | <a href="#">DHI / D.R. Horton Inc.</a>   | 35,690,537  | 34,846,932  | -2.36   | 10.11   | 0.4   |
| 2202 | 2/9/2023      | <a href="#">13G/A</a>   | <a href="#">FAST / Fastenal Co.</a>  | 66,942,929  | 69,697,102  | 4.11  | 12.17   | 4.55  |
| 2203 | 2/9/2023      | <a href="#">13G/A</a>   | <a href="#">FR / First Industrial Realty Trust, Inc.</a>                           | 18,864,330  | 19,521,607  | 3.48  | 14.77   | 2   |
| 2204 | 2/9/2023      | <a href="#">13G/A</a>   | <a href="#">FCNCA / First Citizens Bancshares, Inc</a>                             | 536,625   | 998,422   | 86.06   | 7.4   | 21.51   |
| 2205 | 2/9/2023      | <a href="#">13G/A</a>   | <a href="#">FARO / Faro Technologies Inc.</a>                                      | 1,985,479   | 2,230,070   | 12.32   | 11.87   | 8.8   |
| 2206 | 2/9/2023      | <a href="#">13G/A</a>   | <a href="#">FBP / First Bancorp PR</a>   | 24,099,273  | 23,824,328  | -1.14   | 12.91   | 10.15   |
| 2207 | 2/9/2023      | <a href="#">13G/A</a>   | <a href="#">FIGS / Figs Inc - Class A</a>  | 7,956,821   | 12,145,636  | 52.64   | 7.63  | 45.33   |
| 2208 | 2/9/2023      | <a href="#">13G/A</a>   | <a href="#">FISV / Fiserv, Inc.</a>  | 47,540,583  | 50,669,809  | 6.58  | 7.98  | 10.83   |
| 2209 | 2/9/2023      | <a href="#">13G/A</a>   | <a href="#">EPC / Edgewell Personal Care Co</a>                                    | 6,062,963   | 6,083,746   | 0.34  | 11.78   | 5.94  |
| 2210 | 2/9/2023      | <a href="#">13G/A</a>   | <a href="#">DFIN / Donnelley Financial Solutions Inc</a>                           | 1,926,009   | 1,764,976   | -8.36   | 6.06  | 4.3   |
| 2211 | 2/9/2023      | <a href="#">13G/A</a>   | <a href="#">DIN / Dine Brands Global Inc</a>                                       | 2,059,250   | 1,965,964   | -4.53   | 12.54   | 4.85  |
| 2212 | 2/9/2023      | <a href="#">13G/A</a>   | <a href="#">DEI / Douglas Emmett Inc</a>   | 24,855,672  | 25,280,027  | 1.71  | 14.38   | 1.55  |
| 2213 | 2/9/2023      | <a href="#">13G/A</a>   | <a href="#">EDIT / Editas Medicine Inc</a>   | 7,328,042   | 6,873,123   | -6.21   | 10  | -6.45   |
| 2214 | 2/9/2023      | <a href="#">13G/A</a>   | <a href="#">WIRE / Encore Wire Corp.</a>   | 2,208,794   | 2,084,624   | -5.62   | 11.36   | 4.22  |
| 2215 | 2/9/2023      | <a href="#">13G/A</a>   | <a href="#">ECPG / Encore Capital Group, Inc.</a>                                  | 2,679,826   | 2,614,669   | -2.43   | 11.18   | 3.42  |
| 2216 | 2/9/2023      | <a href="#">13G/A</a>   | <a href="#">EMR / Emerson Electric Co.</a>   | 51,951,679  | 54,823,796  | 5.53  | 9.41  | 7.91  |
| 2217 | 2/9/2023      | <a href="#">13G/A</a>   | <a href="#">ELS / Equity Lifestyle Properties Inc.</a>                             | 24,501,375  | 24,900,523  | 1.63  | 13.38   | 0.38  |
| 2218 | 2/9/2023      | <a href="#">13G/A</a>   | <a href="#">ENTA / Enanta Pharmaceuticals Inc</a>                                  | 1,625,909   | 1,522,189   | -6.38   | 7.32  | -8.5  |
| 2219 | 2/9/2023      | <a href="#">13G/A</a>   | <a href="#">ENSG / Ensign Group Inc</a>  | 6,104,354   | 6,382,080   | 4.55  | 11.5  | 4.07  |
| 2220 | 2/9/2023      | <a href="#">13G/A</a>   | <a href="#">FITB / Fifth Third Bancorp</a>   | 83,040,329  | 86,386,101  | 4.03  | 12.59   | 3.71  |
| 2221 | 2/9/2023      | <a href="#">13G/A</a>   | <a href="#">ENR / Energizer Holdings Inc</a>                                       | 6,716,231   | 7,631,567   | 13.63   | 10.69   | 5.95  |
| 2222 | 2/9/2023      | <a href="#">13G/A</a>   | <a href="#">CGNX / Cognex Corp.</a>  | 15,784,705  | 16,096,871  | 1.98  | 9.31  | 4.26  |
| 2223 | 2/9/2023      | <a href="#">13G/A</a>   | <a href="#">CPSI / Computer Programs &amp; Systems Inc</a>                         | 1,009,841   | 961,446   | -4.79   | 6.62  | -3.92   |
| 2224 | 2/9/2023      | <a href="#">13G/A</a>   | <a href="#">LLY / Lilly(Eli) &amp; Co</a>  | 69,261,754  | 73,429,863  | 6.02  | 7.73  | 6.77  |
| 2225 | 2/9/2023      | <a href="#">13G/A</a>   | <a href="#">EQC / Equity Commonwealth</a>  | 18,540,010  | 16,977,632  | -8.43   | 15.51   | 1.17  |
| 2226 | 2/9/2023      | <a href="#">13G/A</a>   | <a href="#">EOG / EOG Resources, Inc.</a>  | 51,345,348  | 54,345,772  | 5.84  | 9.25  | 5.35  |
| 2227 | 2/9/2023      | <a href="#">13G/A</a>   | <a href="#">EHC / Encompass Health Corp</a>  | 9,414,569   | 9,749,441   | 3.56  | 9.77  | 3.28  |
| 2228 | 2/9/2023      | <a href="#">13G/A</a>   | <a href="#">ETD / Ethan Allen Interiors, Inc.</a>                                  | 1,624,734   | 1,519,294   | -6.49   | 5.99  | -6.84   |
| 2229 | 2/9/2023      | <a href="#">13G/A</a>   | <a href="#">EQH / Equitable Holdings Inc</a>                                       | 41,426,056  | 37,781,024  | -8.8  | 10.21   | -3.95   |
| 2230 | 2/9/2023      | <a href="#">13G/A</a>   | <a href="#">EXAS / Exact Sciences Corp.</a>  | 15,431,734  | 17,252,465  | 11.8  | 9.71  | 8.37  |
| 2231 | 2/9/2023      | <a href="#">13G/A</a>   | <a href="#">EEFT / Euronet Worldwide Inc</a>                                       | 4,701,762   | 4,595,927   | -2.25   | 9.27  | 4.16  |
| 2232 | 2/9/2023      | <a href="#">13G/A</a>   | <a href="#">EVBG / Everbridge Inc</a>  | 4,047,870   | 5,138,581   | 26.95   | 12.87   | 25.32   |
| 2233 | 2/9/2023      | <a href="#">13G/A</a>   | <a href="#">ETSY / Etsy Inc</a>  | 13,585,452  | 13,892,541  | 2.26  | 11.05   | 3.08  |
| 2234 | 2/9/2023      | <a href="#">13G/A</a>   | <a href="#">EVTC / Evertec Inc</a>   | 7,500,441   | 7,645,778   | 1.94  | 11.73   | 12.57   |
| 2235 | 2/9/2023      | <a href="#">13G/A</a>   | <a href="#">EBS / Emergent Biosolutions Inc</a>                                    | 5,352,952   | 5,406,274   | 1   | 10.84   | 2.26  |
| 2236 | 2/9/2023      | <a href="#">13G/A</a>   | <a href="#">NVST / Envista Holdings Corp</a>                                       | 14,952,817  | 15,996,062  | 6.98  | 9.81  | 5.83  |
| 2237 | 2/9/2023      | <a href="#">13G/A</a>   | <a href="#">ESRT / Empire State Realty Trust Inc -</a>                             | 23,086,435  | 22,168,349  | -3.98   | 13.82   | 3.21  |

Raw (\*.xlsx) attached.

|      | A             | B   | C  | D   | E   | F   | G   | H   |
|------|---------------|---|--|---|---|---|---|---|
|      | SEC File Date | Form  | Security   | Prev Shares   | Current Shares  | ΔShares %   | % Ownership   | % ΔOwnership  |
| 1    |               |  |  |  |  |  |  |  |
| 2238 | 2/9/2023      | 13G/A   | EXPO / Exponent Inc.   | 5,637,241   | 5,606,880   | -0.54   | 11.07   | 2.31  |
| 2239 | 2/9/2023      | 13G/A   | ETRN / Equitrans Midstream Corporation   | 43,276,434  | 46,363,990  | 7.13  | 10.71   | 7.1   |
| 2240 | 2/9/2023      | 13G/A   | ELF / e.l.f. Beauty Inc  | 5,352,464   | 6,430,052   | 20.13   | 12.15   | 18.08   |
| 2241 | 2/9/2023      | 13G/A   | FAF / First American Financial Corp  | 11,785,169  | 10,234,594  | -13.16  | 9.88  | -8.01   |
| 2242 | 2/9/2023      | 13G/A   | FDX / Fedex Corp   | 18,390,509  | 19,050,450  | 3.59  | 7.55  | 8.79  |
| 2243 | 2/9/2023      | 13G/A   | FIS / Fidelity National Information  | 48,231,162  | 50,045,611  | 3.76  | 8.43  | 6.44  |
| 2244 | 2/9/2023      | 13G/A   | EMBC.V / Embecta Corp  | 6,306,198   | 7,068,998   | 12.1  | 12.39   | 11.82   |
| 2245 | 2/9/2023      | 13G/A   | AGM.A / Federal Agricultural Mortgage  | 66,056  | 58,649  | -11.21  | 5.69  | -11.23  |
| 2246 | 2/9/2023      | 13G/A   | EVH / Evolent Health Inc - Class A   | 7,545,992   | 9,790,816   | 29.75   | 9.68  | 14.69   |
| 2247 | 2/9/2023      | 13G/A   | EME / Emcor Group, Inc.  | 5,518,793   | 5,133,463   | -6.98   | 10.77   | 4.16  |
| 2248 | 2/9/2023      | 13G/A   | FDS / Factset Research Systems Inc.  | 4,245,507   | 4,539,772   | 6.93  | 11.92   | 6.14  |
| 2249 | 2/9/2023      | 13G/A   | DDOG / Datadog Inc - Class A   | 22,169,517  | 24,572,643  | 10.84   | 8.41  | -2.44   |
| 2250 | 2/9/2023      | 13G/A   | CBSH / Commerce Bancshares, Inc.   | 11,182,475  | 12,100,988  | 8.21  | 9.66  | 5.34  |
| 2251 | 2/9/2023      | 13G/A   | DHR / Danaher Corp.  | 49,960,190  | 54,428,553  | 8.94  | 7.48  | 7.01  |
| 2252 | 2/9/2023      | 13G/A   | CUBI / Customers Bancorp Inc   | 1,910,702   | 2,121,898   | 11.05   | 6.53  | 10.68   |
| 2253 | 2/9/2023      | 13G/A   | CSWI / CSW Industrials Inc   | 797,315   | 820,530   | 2.91  | 5.3   | 4.95  |
| 2254 | 2/9/2023      | 13G/A   | DBRG / DigitalBridge Group Inc - Class A   | 73,316,239  | 24,459,059  | -66.64  | 15.31   | 7.21  |
| 2255 | 2/9/2023      | 13G/A   | EGP / Eastgroup Properties, Inc.   | 6,038,689   | 6,415,688   | 6.24  | 14.72   | -0.81   |
| 2256 | 2/9/2023      | 13G/A   | ECL / Ecolab, Inc.   | 21,603,797  | 22,344,965  | 3.43  | 7.85  | 4.11  |
| 2257 | 2/9/2023      | 13G/A   | FWRD / Forward Air Corp.   | 2,889,612   | 3,025,510   | 4.7   | 11.38   | 6.16  |
| 2258 | 2/9/2023      | 13G/A   | FTV / Fortive Corp   | 36,567,233  | 39,402,796  | 7.75  | 11.14   | 9.22  |
| 2259 | 2/9/2023      | 13G/A   | EBAY / EBay Inc.   | 61,437,188  | 61,117,121  | -0.52   | 11.26   | 0.72  |
| 2260 | 2/9/2023      | 13G/A   | DKS / Dicks Sporting Goods, Inc.   | 5,338,074   | 5,377,217   | 0.73  | 8.99  | 5.89  |
| 2261 | 2/9/2023      | 13G/A   | DOMO / Domo Inc. - Class B   | 3,290,877   | 3,704,854   | 12.58   | 11.84   | 11.49   |
| 2262 | 2/9/2023      | 13G/A   | ELV / Elevance Health Inc  | 18,912,468  | 21,473,444  | 13.54   | 8.99  | 15.4  |
| 2263 | 2/9/2023      | 13G/A   | GBCI / Glacier Bancorp, Inc.   | 11,125,765  | 11,506,356  | 3.42  | 10.39   | 3.49  |
| 2264 | 2/9/2023      | 13G/A   | DCOM / Dime Community Bancshares Inc   | 2,078,672   | 2,277,614   | 9.57  | 5.9   | 14.79   |
| 2265 | 2/9/2023      | 13G/A   | FND / Floor & Decor Holdings Inc - Class   | 9,085,881   | 9,252,638   | 1.84  | 8.72  | 1.4   |
| 2266 | 2/9/2023      | 13G/A   | ESTC / Elastic N.V   | 6,937,755   | 7,556,601   | 8.92  | 7.9   | 5.47  |
| 2267 | 2/9/2023      | 13G/A   | SWBI / Smith & Wesson Brands Inc   | 3,545,951   | 3,373,209   | -4.87   | 7.35  | 0.14  |
| 2268 | 2/9/2023      | 13G/A   | SCSC / Scansource, Inc.  | 2,888,385   | 3,097,530   | 7.24  | 12.22   | 8.53  |
| 2269 | 2/9/2023      | 13G/A   | SMG / Scotts Miracle-Gro Company -   | 4,145,748   | 4,545,408   | 9.64  | 8.2   | 8.75  |
| 2270 | 2/9/2023      | 13G/A   | SRC / Spirit Realty Capital Inc  | 18,271,756  | 20,472,067  | 12.04   | 14.66   | -1.08   |
| 2271 | 2/9/2023      | 13G/A   | SIG / Signet Jewelers Ltd  | 6,150,135   | 5,469,935   | -11.06  | 12.04   | 2.99  |
| 2272 | 2/9/2023      | 13G/A   | SVC / Service Properties Trust   | 25,704,179  | 27,244,511  | 5.99  | 16.47   | 5.78  |
| 2273 | 2/9/2023      | 13G/A   | USPH / U.S. Physical Therapy, Inc.   | 917,465   | 922,576   | 0.56  | 7.1   | -0.14   |
| 2274 | 2/9/2023      | 13G/A   | VRT / Vertiv Holdings Co - Class A   | 26,556,162  | 27,212,828  | 2.47  | 7.21  | 1.98  |
| 2275 | 2/9/2023      | 13G/A   | WWW / Wolverine World Wide, Inc.   | 9,007,108   | 9,259,670   | 2.8   | 11.76   | 7.5   |
| 2276 | 2/9/2023      | 13G/A   | RLJ / RLJ Lodging Trust  | 24,496,546  | 24,312,688  | -0.75   | 15  | 1.97  |
| 2277 | 2/9/2023      | 13G/A   | TKR / Timken Co.   | 6,672,981   | 6,532,704   | -2.1  | 8.98  | 2.05  |
| 2278 | 2/9/2023      | 13G/A   | VLY / Valley National Bancorp  | 40,093,707  | 44,725,963  | 11.55   | 8.83  | -6.95   |
| 2279 | 2/9/2023      | 13G/A   | VCYT / Veracyte Inc  | 6,595,344   | 6,852,657   | 3.9   | 9.55  | 2.91  |
| 2280 | 2/9/2023      | 13G/A   | U / Unity Software Inc   | 14,747,609  | 28,009,247  | 89.92   | 6.95  | 36.54   |
| 2281 | 2/9/2023      | 13G/A   | WSFS / WSFS Financial Corp.  | 6,120,051   | 7,061,120   | 15.38   | 11.47   | -10.88  |
| 2282 | 2/9/2023      | 13G/A   | WDAY / Workday Inc - Class A   | 12,013,022  | 13,181,709  | 9.73  | 6.53  | 4.98  |
| 2283 | 2/9/2023      | 13G/A   | JCOM / J2 Global Inc.  | 4,448,104   | 4,585,351   | 3.09  | 9.72  | 5.42  |
| 2284 | 2/9/2023      | 13G/A   | XHR / Xenia Hotels & Resorts Inc   | 19,128,987  | 20,008,113  | 4.6   | 17.57   | 4.9   |
| 2285 | 2/9/2023      | 13G/A   | WY / Weyerhaeuser Co.  | 118,702,770   | 119,614,485   | 0.77  | 16.25   | 2.52  |
| 2286 | 2/9/2023      | 13G/A   | THO / Thor Industries, Inc.  | 5,375,916   | 5,296,944   | -1.47   | 9.9   | -1.1  |
| 2287 | 2/9/2023      | 13G/A   | TER / Teradyne, Inc.   | 17,973,761  | 18,024,838  | 0.28  | 11.57   | 4.9   |
| 2288 | 2/9/2023      | 13G/A   | PCVX / Vaxcyte Inc   | 3,134,286   | 6,613,666   | 111.01  | 8.37  | 40.91   |
| 2289 | 2/9/2023      | 13G/A   | ULTA / Ulta Beauty Inc   | 5,846,244   | 5,884,717   | 0.66  | 11.57   | 7.13  |

Raw (\*.xlsx) attached.

|      | A             | B   | C  | D   | E   | F   | G   | H   |
|------|---------------|---|--|---|---|---|---|---|
|      | SEC File Date | Form  | Security   | Prev Shares   | Current Shares  | ΔShares %   | % Ownership   | % ΔOwnership  |
| 1    |               |  |  |  |  |  |  |  |
| 2290 | 2/9/2023      | 13G/A   | <a href="#">WAL / Western Alliance Bancorp</a>                                     | 9,013,573   | 10,092,749  | 11.97   | 9.27  | 7.17  |
| 2291 | 2/9/2023      | 13G/A   | <a href="#">TTEK / Tetra Tech, Inc.</a>  | 5,326,891   | 5,336,901   | 0.19  | 10.07   | 0.2   |
| 2292 | 2/9/2023      | 13G/A   | <a href="#">PXD / Pioneer Natural Resources Co.</a>                                | 24,583,067  | 19,475,042  | -20.78  | 8.2   | -18.97  |
| 2293 | 2/9/2023      | 13G/A   | <a href="#">OLP / One Liberty Properties, Inc.</a>                                 | 1,725,140   | 1,777,284   | 3.02  | 8.43  | 2.18  |
| 2294 | 2/9/2023      | 13G/A   | <a href="#">PNFP / Pinnacle Financial Partners Inc.</a>                            | 6,762,491   | 6,932,309   | 2.51  | 9.07  | 2.14  |
| 2295 | 2/9/2023      | 13G/A   | <a href="#">ROL / Rollins, Inc.</a>  | 25,101,858  | 28,341,622  | 12.91   | 5.75  | 12.75   |
| 2296 | 2/9/2023      | 13G/A   | <a href="#">TGNA / TEGNA Inc</a>   | 23,336,977  | 23,487,739  | 0.65  | 10.52   | -0.28   |
| 2297 | 2/9/2023      | 13G   | <a href="#">EFSC / Enterprise Financial Services Corp.</a>                         | 1,205,330   | 1,916,579   | 59.01   | 5.15  | 13.44   |
| 2298 | 2/9/2023      | 13G   | <a href="#">PAYO / Payoneer Global Inc</a>   |   | 26,873,019  |   | 7.67  |   |
| 2299 | 2/9/2023      | 13G   | <a href="#">US23285D1090 / Cytex Biosciences, Inc.</a>                             |   | 7,771,067   |   | 5.76  |   |
| 2300 | 2/9/2023      | 13G   | <a href="#">MRTN / Marten Transport, Ltd.</a>                                      |   | 4,220,907   |   | 5.2   |   |
| 2301 | 2/9/2023      | 13G   | <a href="#">LWLG / Lightwave Logic Inc</a>   |   | 6,579,011   |   | 5.83  |   |
| 2302 | 2/9/2023      | 13G   | <a href="#">CMTG / Claros Mortgage Trust Inc</a>                                   |   | 11,187,661  |   | 8.08  |   |
| 2303 | 2/9/2023      | 13G   | <a href="#">KHC / Kraft Heinz Co</a>   |   | 67,873,151  |   | 5.54  |   |
| 2304 | 2/9/2023      | 13G   | <a href="#">ITOS / ITeos Therapeutics Inc</a>                                      |   | 1,819,030   |   | 5.11  |   |
| 2305 | 2/9/2023      | 13G   | <a href="#">FROG / JFrog Ltd</a>   |   | 5,190,640   |   | 5.18  |   |
| 2306 | 2/9/2023      | 13G   | <a href="#">GOEV / Canoo Inc - Class A</a>   |   | 22,964,694  |   | 6.66  |   |
| 2307 | 2/9/2023      | 13G   | <a href="#">EXFY / Expensify Inc - Class A</a>                                     |   | 3,981,436   |   | 5.8   |   |
| 2308 | 2/9/2023      | 13G   | <a href="#">TEAM / Atlassian Corporation - Class A</a>                             |   | 13,536,164  |   | 9.13  |   |
| 2309 | 1/10/2023     | 13G   | <a href="#">FERG / Ferguson Plc.</a>   |   | 25,853,710  |   | 12.45   |   |
| 2310 | 1/10/2023     | 13G/A   | <a href="#">FLS / Flowserve Corp.</a>  | 12,353,613  | 13,078,791  | 5.87  | 10.01   | 5.59  |
| 2311 | 1/10/2023     | 13G/A   | <a href="#">CTAS / Cintas Corporation</a>  | 9,891,779   | 10,171,792  | 2.83  | 10.01   | 4.93  |
| 2312 | 1/10/2023     | 13G/A   | <a href="#">PINC / Premier Inc - Class A</a>                                       | 10,826,284  | 12,248,397  | 13.14   | 10.31   | 16.1  |
| 2313 | 1/10/2023     | 13G/A   | <a href="#">AVYA / Avaya Holdings Corp.</a>  | 5,461,528   | 3,917,250   | -28.28  | 4.51  | -28.3   |
| 2314 | 1/10/2023     | 13G/A   | <a href="#">SMPL / Simply Good Foods Co</a>  | 9,268,769   | 10,610,576  | 14.48   | 10.42   | 7.98  |
| 2315 | 1/10/2023     | 13G/A   | <a href="#">LAND / Gladstone Land Corp</a>   | 3,155,795   | 3,483,685   | 10.39   | 10.04   | 8.89  |
| 2316 | 1/10/2023     | 13G/A   | <a href="#">EXEL / Exelixis Inc</a>  | 30,059,689  | 32,289,014  | 7.42  | 10.01   | 5.37  |
| 2317 | 1/10/2023     | 13G/A   | <a href="#">SCHL / Scholastic Corp.</a>  | 2,440,008   | 3,335,074   | 36.68   | 10.31   | 38.95   |
| 2318 | 1/10/2023     | 13G/A   | <a href="#">FSLR / First Solar Inc</a>   | 9,102,888   | 11,570,363  | 27.11   | 10.85   | 26.75   |
| 2319 | 1/10/2023     | 13G/A   | <a href="#">ABC / Amerisource Bergen Corp.</a>                                     | 17,142,380  | 20,345,297  | 18.68   | 10.01   | 21.48   |
| 2320 | 1/10/2023     | 13G/A   | <a href="#">BRKS / Brooks Automation, Inc.</a>                                     | 6,960,080   | 7,194,160   | 3.36  | 10.42   | 12.16   |
| 2321 | 1/10/2023     | 13G/A   | <a href="#">TENB / Tenable Holdings Inc</a>  | 9,304,960   | 11,310,002  | 21.55   | 10.05   | 16.05   |
| 2322 | 1/10/2023     | 13G/A   | <a href="#">SWAV / ShockWave Medical Inc</a>                                       | 3,243,768   | 3,694,931   | 13.91   | 10.22   | 11.21   |
| 2323 | 1/10/2023     | 13G/A   | <a href="#">AEO / American Eagle Outfitters Inc.</a>                               | 14,428,397  | 19,051,233  | 32.04   | 10.17   | 18.81   |
| 2324 | 1/10/2023     | 13G/A   | <a href="#">WTFC / Wintrust Financial Corp.</a>                                    | 5,299,642   | 6,082,882   | 14.78   | 10.01   | 7.63  |
| 2325 | 1/10/2023     | 13G/A   | <a href="#">HBI / Hanesbrands Inc</a>  | 34,184,652  | 35,011,639  | 2.42  | 10.03   | 2.45  |
| 2326 | 1/10/2023     | 13G/A   | <a href="#">CCL / Carnival Corp. (Paired Stock)</a>                                | 86,991,579  | 111,933,967   | 28.67   | 10.06   | 13.42   |
| 2327 | 1/10/2023     | 13G/A   | <a href="#">RPD / Rapid7 Inc</a>   | 5,185,065   | 6,118,655   | 18.01   | 10.33   | 12.53   |
| 2328 | 1/10/2023     | 13G/A   | <a href="#">FLO / Flowers Foods, Inc.</a>  | 19,628,990  | 21,799,194  | 11.06   | 10.32   | 11.09   |
| 2329 | 1/10/2023     | 13G/A   | <a href="#">SYNH / Syneos Health Inc - Class A</a>                                 | 9,693,621   | 10,346,287  | 6.73  | 10.05   | 7.49  |
| 2330 | 10/11/2022    | 13G/A   | <a href="#">GLT / Glatfelter Corporation</a>                                       | 4,853,566   | 2,177,914   | -55.13  | 4.86  | -55.41  |