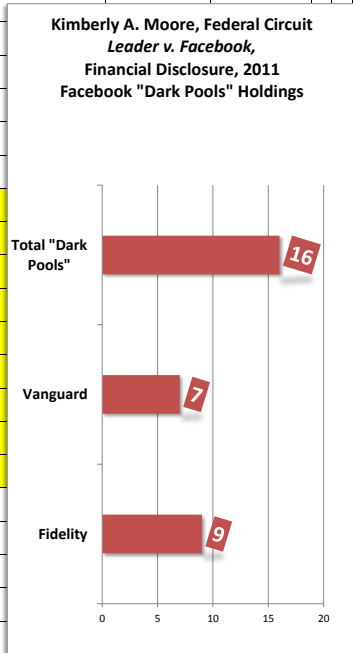


# Kimberly A. Moore, Federal Circuit, Leader v. Facebook, Financial Disclosure, 2011

No. of Fund Entries: 16  
Value/Income: ≤ \$2.9 million

| Alpha No. | Income and Value                           | Facebook "dark pools" fund |                   |                     |                    |                    |                      |                         |                          |                           |                |  |  |              |
|-----------|--|----------------------------|-------------------|---------------------|--------------------|--------------------|----------------------|-------------------------|--------------------------|---------------------------|----------------|--|--|--------------|
|           |  | J-50,151,000               | K-515,000-500,000 | L-550,000-1,000,000 | M-5100,000-250,000 | N-5250,000-500,000 | O-5500,000-1,000,000 | P1-51,000,000-5,000,000 | P2-55,000,000-25,000,000 | P3-503,000,000-50,000,000 | P4-501,000,000 |  |  |              |
| 1         | Alltel Corp Notes (IRA) (AT)               |                            | \$ 50,000         |                     |                    |                    |                      |                         |                          |                           |                |  |  | \$ 50,000    |
| 2         | Annheuser Busch Bonds (IRA) (ADR)          |                            |                   | \$ 100,000          |                    |                    |                      |                         |                          |                           |                |  |  | \$ 100,000   |
| 3         | Berkshire Life Insurance                   | \$ 15,000                  |                   |                     |                    |                    |                      |                         |                          |                           |                |  |  | \$ 15,000    |
| 4         | Charles Schwab Stable Value Select         |                            |                   |                     |                    |                    |                      | \$ 1,000,000            |                          |                           |                |  |  | \$ 1,000,000 |
| 5         | Charles Schwab Stable Value Select         |                            |                   |                     |                    |                    | \$ 500,000           |                         |                          |                           |                |  |  | \$ 500,000   |
| 6         | Charles Schwab Stable Value Select         |                            |                   |                     | \$ 250,000         |                    |                      |                         |                          |                           |                |  |  | \$ 250,000   |
| 7         | Charles Schwab Stable Value Select         | \$ 15,000                  |                   |                     |                    |                    |                      |                         |                          |                           |                |  |  | \$ 15,000    |
| 8         | Charles Schwab Stable Value Select         | \$ 15,000                  |                   |                     |                    |                    |                      |                         |                          |                           |                |  |  | \$ 15,000    |
| 9         | Charles Schwab Stable Value Select         | \$ 15,000                  |                   |                     |                    |                    |                      |                         |                          |                           |                |  |  | \$ 15,000    |
| 10        | Charles Schwab Stable Value Select         | \$ 15,000                  |                   |                     |                    |                    |                      |                         |                          |                           |                |  |  | \$ 15,000    |
| 11        | Charles Schwab Value Instl III             |                            |                   |                     |                    |                    |                      | \$ 1,000,000            |                          |                           |                |  |  | \$ 1,000,000 |
| 12        | Charles Schwab Value Instl III             | \$ 15,000                  |                   |                     |                    |                    |                      |                         |                          |                           |                |  |  | \$ 15,000    |
| 13        | Charles Schwab Value Instl III             | \$ 15,000                  |                   |                     |                    |                    |                      |                         |                          |                           |                |  |  | \$ 15,000    |
| 14        | Charles Schwab Value Instl III             | \$ 15,000                  |                   |                     |                    |                    |                      |                         |                          |                           |                |  |  | \$ 15,000    |
| 15        | Charles Schwab Value Instl III             | \$ 15,000                  |                   |                     |                    |                    |                      |                         |                          |                           |                |  |  | \$ 15,000    |
| 16        | Chevy Chase Bank Checking Account          |                            |                   |                     | \$ 250,000         |                    |                      |                         |                          |                           |                |  |  | \$ 250,000   |
| 17        | Citibank                                   | \$ 15,000                  |                   |                     |                    |                    |                      |                         |                          |                           |                |  |  | \$ 15,000    |
| 18        | Fidelity Capital & Income (FAGIX) (IRA)    | 1                          |                   |                     | \$ 250,000         |                    |                      |                         |                          |                           |                |  |  | \$ 250,000   |
| 19        | Fidelity Capital & Income (FAGIX) (IRA)    | 1                          | \$ 15,000         |                     |                    |                    |                      |                         |                          |                           |                |  |  | \$ 15,000    |
| 20        | Fidelity Contrafund (FCNTX) (IRA)          | 1                          |                   | \$ 50,000           |                    |                    |                      |                         |                          |                           |                |  |  | \$ 50,000    |
| 21        | Fidelity Contrafund K (IRA) (FCNKX)        | 1                          |                   | \$ 100,000          |                    |                    |                      |                         |                          |                           |                |  |  | \$ 100,000   |
| 22        | Fidelity Low PR STK (IRA) (FLPSX)          | 1                          |                   | \$ 50,000           |                    |                    |                      |                         |                          |                           |                |  |  | \$ 50,000    |
| 23        | Fidelity Low PR STK K (IRA) (FLPKX)        | 1                          | \$ 15,000         |                     |                    |                    |                      |                         |                          |                           |                |  |  | \$ 15,000    |
| 24        | Fidelity US BD Index (IRA) (FBIDX)         | 1                          |                   |                     | \$ 250,000         |                    |                      |                         |                          |                           |                |  |  | \$ 250,000   |
| 25        | Fidelity US Gov't Res (IRA) (FGRXX)        | 1                          |                   |                     | \$ 250,000         |                    |                      |                         |                          |                           |                |  |  | \$ 250,000   |
| 26        | Fidelity US Gov't Res (IRA) (FGRXX)        | 1                          |                   |                     | \$ 250,000         |                    |                      |                         |                          |                           |                |  |  | \$ 250,000   |
| 27        | Ingersoll-RND (IRA) (IR)                   |                            |                   | \$ 100,000          |                    |                    |                      |                         |                          |                           |                |  |  | \$ 100,000   |
| 28        | Northwestern Mutual Life Insurance         | \$ 15,000                  |                   |                     |                    |                    |                      |                         |                          |                           |                |  |  | \$ 15,000    |
| 29        | Northwestern Mutual Life Insurance         | \$ 15,000                  |                   |                     |                    |                    |                      |                         |                          |                           |                |  |  | \$ 15,000    |
| 30        | Profunds Ultra Latin America (IRA) (UBPIX) | \$ 15,000                  |                   |                     |                    |                    |                      |                         |                          |                           |                |  |  | \$ 15,000    |
| 31        | Proshares Ultra Financial (IRA) (UYG)      |                            |                   | \$ 50,000           |                    |                    |                      |                         |                          |                           |                |  |  | \$ 50,000    |
| 32        | Proshares Ultra Short (IRA) (DXD)          |                            |                   | \$ 50,000           |                    |                    |                      |                         |                          |                           |                |  |  | \$ 50,000    |
| 33        | Rental Property (2008 \$2,211,554.00)      |                            |                   |                     |                    |                    |                      |                         | \$ 2,211,554             |                           |                |  |  | \$ 2,211,554 |
| 34        | Smith Barney Retirement Account            |                            |                   |                     | \$ 250,000         |                    |                      |                         |                          |                           |                |  |  | \$ 250,000   |
| 35        | United Health Bonds (IRA) (UNH)            |                            | \$ 50,000         |                     |                    |                    |                      |                         |                          |                           |                |  |  | \$ 50,000    |

e.g., Fidelity bought \$74 million Facebook Class B shares on Jun. 1, 2011 after S.E.C. exemption (Source: S-1)



Funds that do not qualify under the "safe harbor" mutual fund exemption from disclosure rule include:

- (1) most IRAs;
- (2) funds that issue regular reports where the judge knows or should know the stocks in his portfolio;
- (3) funds with notorious activity (like T.RowePrice and Fidelity pre-IPO Facebook investing);
- (4) undisclosed purchases of "dark" instruments which conceal activity subject to transparency laws;
- (5) law firm 401(k) retirement accounts;
- (6) funds where stocks are held in the judge's (or spouse) name — "even one share"; and
- (7) funds where there is an appearance of impropriety.

Guide to Judiciary Policy, Ethics & Judicial Conduct, Vol. 2B, Ch. 2, esp. see Section 106.

<http://www.uscourts.gov/uscourts/RulesAndPolicies/conduct/Vol02B-Ch02.pdf>

Note: Charles Schwab may also be a Facebook "dark pools" participant (given the investing patterns emerging from these funds,) but those Moore funds have not been counted in this analysis. This would add 12 funds to these holdings.

# Kimberly A. Moore, Federal Circuit, Leader v. Facebook, Financial Disclosure, 2011

No. of Fund Entries: 16  
Value/Income: ≤ \$2.9 million

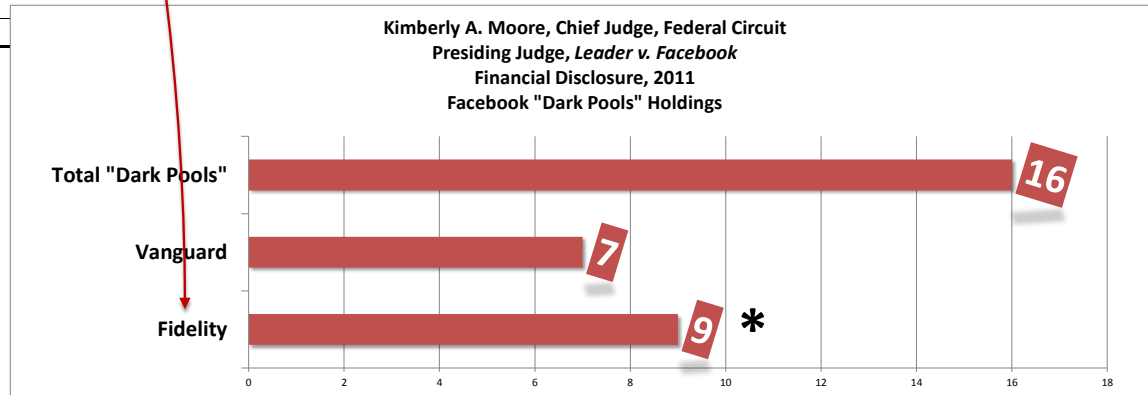
e.g., Fidelity bought \$74 million Facebook Class B shares on Jun. 1, 2011 after S.E.C. exemption (Source: S-1)

| Alpha No. | Income and Value                       | J<br>Facebook "Dark Pools" Fund<br>J - \$0-15,000 | K<br>K - \$15,000-50,000 | L<br>L - \$50,000-100,000 | M<br>M - \$100,000-250,000 | N<br>N - \$250,000-500,000 | O<br>O - \$500,000-1,000,000 | P1<br>P1 - \$1,000,000-5,000,000 | P2<br>P2 - \$5,000,000-25,000,000 | P3<br>P3 - \$25,000,000-50,000,000 | P4<br>P4 - \$50,000,000+ |
|-----------|--|---|--------------------------|---------------------------|----------------------------|----------------------------|------------------------------|----------------------------------|-----------------------------------|------------------------------------|--------------------------|
| 36        | Vanguard GNMA (IRA) (VFHIX)            | 1   |                          | \$ 100,000                |                            |                            |                              |                                  |                                   |                                    | \$ 100,000               |
| 37        | Vanguard High Yield (IRA) (VVEHX)      | 1   |                          | \$ 100,000                |                            |                            |                              |                                  |                                   |                                    | \$ 100,000               |
| 38        | Vanguard Tot Bd Mkt Inst (IRA) (VBTIX) | 1   |                          |                           |                            | \$ 500,000                 |                              |                                  |                                   |                                    | \$ 500,000               |
| 39        | Vanguard Tot Bd Mkt Inst (IRA) (VBTIX) | 1   |                          |                           |                            | \$ 500,000                 |                              |                                  |                                   |                                    | \$ 500,000               |
| 40        | Vanguard Tot Bd Mkt Inst (IRA) (VBTIX) | 1   |                          |                           | \$ 250,000                 |                            |                              |                                  |                                   |                                    | \$ 250,000               |
| 41        | Vanguard Tot Bd Mkt Inst (IRA) (VBTIX) | 1   |                          |                           | \$ 250,000                 |                            |                              |                                  |                                   |                                    | \$ 250,000               |
| 42        | Vanguard Tot Bd Mkt Inst (IRA) (VBTIX) | 1   | \$ 15,000                |                           |                            |                            |                              |                                  |                                   |                                    | \$ 15,000                |
| 43        | XTO Energy Inc. (IRA) (XTO)            |   | \$ 50,000                |                           |                            |                            |                              |                                  |                                   |                                    | \$ 50,000                |
|           | Subtotal                               | 16  | \$ 240,000               | \$ 350,000                | \$ 500,000                 | \$ 2,250,000               | \$ 1,500,000                 | \$ 2,000,000                     | \$ 2,211,554                      |                                    | \$9,051,554              |
|           | Cumulative                             |   | \$ 240,000               | \$ 590,000                | \$ 1,090,000               | \$ 3,340,000               | \$ 4,840,000                 | \$ 6,840,000                     | \$ 9,051,554                      |                                    |                          |

| Summary of Facebook Club Basket Funds |                       |                    |
|---------------------------------------|-----------------------|--------------------|
| No.                                   | Amt. Invested (up to) |                    |
| Fidelity                              | 9                     | \$1,230,000        |
| Vanguard                              | 7                     | \$1,615,000        |
| <b>Total "Dark Pools"</b>             | <b>16</b>             | <b>\$2,845,000</b> |

**\* "Fidelity's Danoff Bets on Facebook"** Bloomberg, Jun. 1, 2011

"Danoff's Fidelity Contrafund invested \$74 million in Facebook Class B common shares . . . Vincent Loporchio, a spokesman for Fidelity, said more than 30 of its funds held Facebook shares as of April 30 . . . Facebook and Zynga last year laid the groundwork for initial public offerings . . ."



**NOTORIOUSLY PUBLIC INVESTMENTS REQUIRING DISCLOSURE:**

T.Rowe Price:  
Fidelity:

"T. Rowe Price Invests in Facebook" by Mary Pilon, The Wall Street Journal, Apr. 16, 2011  
"Fidelity's Danoff Bets on Facebook, Zynga" by Miles Weiss, Bloomberg, Jun. 1, 2011

<http://online.wsj.com/news/articles/SB10001424052748704495004576264730149910442>  
<http://www.bloomberg.com/news/2011-06-01/fidelity-s-danoff-bets-on-facebook-zynga.html>

# Funds that do not qualify under the "safe harbor" mutual fund exemption from disclosure rule include:

- (1) most IRAs;
- (2) funds that issue regular reports where the judge knows or should know the stocks in his portfolio;
- (3) funds with notoriously public activity (e.g., [T. Rowe Price](#) and [Fidelity](#) pre-IPO Facebook investing);
- (4) undisclosed purchases of "dark" instruments which conceal activity subject to transparency laws;
- (5) law firm 401(k) retirement accounts;
- (6) funds where stocks are held in the judge's (or spouse) name —"even one share"; and
- (7) funds where there is an appearance of impropriety.

## Sources:

Guide to Judiciary Policy, Ethics & Judicial Conduct, Vol. 2B, Ch. 2, see esp. Section 106, U.S. Courts , United States Department of Justice

<<http://www.uscourts.gov/uscourts/RulesAndPolicies/conduct/Vol02B-Ch02.pdf>>;

See also

<<https://docs.google.com/file/d/0B2SfG2nEsMfqSVQ4dFUyWGNHS0E/edit>> and <<http://www.scribd.com/doc/199638078/Guide-to-Judiciary-Policy-Vol-02-Ethics-and-Judicial-Conduct-Part-B-Ethics-Advisory-Opinions-Ch-02-Published-Advisory-Opinions-accessed-Jan>>.

# Bloomberg

---

## Fidelity's Danoff Bets on Facebook, Zynga

By Miles Weiss - Jun 1, 2011

William Danoff, the manager of Fidelity Investment's largest stock fund, established a toehold in the social-networking industry during the first quarter by acquiring shares of [Facebook](#) Inc. and Zynga Inc.

Danoff's Fidelity Contrafund invested \$74 million in Facebook Class B common shares and \$82 million in Zynga convertible preferred stock, according to a quarterly report the fund filed yesterday with the U.S. Securities and Exchange Commission. Danoff, 50, has managed the \$80 billion Fidelity Contrafund since September 1990.

Fidelity and rivals T. Rowe Price Group Inc. and Capital Group Cos. are snapping up stakes in social-networking companies before they go public, after the mutual-fund industry avoided privately traded stocks for years. Boston-based Fidelity and Baltimore's T. Rowe Price may recognize an opportunity as a growing percentage of clients access their fund holdings through Facebook, said [Geoff Bobroff](#), a fund consultant in [East Greenwich, Rhode Island](#).

"We are seeing more of these fund companies embrace and adopt social media as something they are providing to their shareholders," Bobroff said today in an interview. "It's somewhat logical they would think there is value."

[Vincent Loporchio](#), a spokesman for Fidelity, said more than 30 of its funds held Facebook shares as of April 30. No fund had more than 0.15 percent of its assets invested in Facebook, according to Loporchio, who declined to comment further.

T. Rowe, American

T. Rowe Price reported in April that 19 of its mutual funds invested at least \$191 million during the first quarter in Facebook, the [Palo Alto](#), California-based owner of the world's most popular social-networking website. American Funds Growth Fund of America, a \$168 billion stock fund overseen by Los Angeles-based Capital Group, invested \$66.5 million on Feb. 18 in Zynga, the largest maker of games on Facebook, according to an April 29 filing.

[Fidelity Contrafund \(FCNTX\)](#) averaged annual gains of 7 percent over the past 10 years to beat 99

percent of its large-capitalization growth stock peers, according to Chicago-based research firm Morningstar Inc.

Danoff's fund aims to invest in stocks whose value hasn't been fully recognized by the public. At the end of last year, it had about 33 percent of net assets in information technology shares, including a \$5.3 billion stake in [Apple Inc. \(AAPL\)](#) and \$3.8 billion in Google Inc.

The fund acquired 2.97 million Facebook shares during the first quarter for about \$25 each, the same price T. Rowe Price reported paying, according to yesterday's filing. Facebook in January said it had raised \$1.5 billion from investors led by [Goldman Sachs Group Inc. \(GS\)](#), placing a \$50 billion valuation on the closely held business at the time.

### Convertible Preferred Shares

Fidelity Contrafund also bought its Zynga convertible preferred stock on Feb. 18, according to yesterday's filing. Zynga held talks in February with T. Rowe Price and Fidelity about selling shares at a price that implied the company's market value was close to \$10 billion, two people familiar with the situation said at the time.

Facebook and Zynga last year laid the groundwork for initial public offerings by imposing fees on employees who sell their shares. Zynga may file for an IPO by the end of June, a person familiar with the plans said last week.

To contact the reporter on this story: Miles Weiss in Washington at [mweiss@bloomberg.net](mailto:mweiss@bloomberg.net)

To contact the editor responsible for this story: Christian Baumgaertel at [cbaumgaertel@bloomberg.net](mailto:cbaumgaertel@bloomberg.net)

©2014 BLOOMBERG L.P. ALL RIGHTS RESERVED.

Business

## Fidelity Invests \$74 Million in Facebook & \$82 Million in Zynga

[Gregory Gomer](#) Jun 2nd 2011 at 2:31 pm

[Facebook](#), [Zynga](#), [Fidelity](#)

+1



According to the [Boston Globe this morning](#), Fidelity Investments made a few large investments in social media during the first quarter of this year. It is reported that William Danoff, the manager of Fidelity's Contrafund - it's biggest and very popular fund - has invested \$74 million in Facebook Class B common shares and \$82 million in Zynga

convertible preferred stock. Danoff has managed the \$80 billion Fidelity Contrafund since September 1990.

In the [article](#), "Vincent Loporchio, a spokesman for Fidelity, said more than 30 of its funds held Facebook shares as of April 30. No fund had more than 0.15 percent of its assets invested in Facebook, said Loporchio, who declined to comment further."

This is certainly no surprise as large funds have been dying to get their hands on the red hot shares of these social media companies, but it does mark a scary trend.

These secondary markets are not regulated at all by the SEC, and most funds have avoided these privately traded stocks for years. These markets can be extremely volatile and guess what is going to be first to crash, once this said "bubble" we are in either pops or deflates?

I certainly like this move, historically these markets have proven to be extremely valuable leading up to the company's IPO's but again can be very risky. The fund also has a \$5.3 billion stake in Apple Inc. and \$3.8 billion in Google Inc.

Having that said, being a Fidelity alum I have money in the Contrafund and dig the investment.

### Related Posts



#### Fidelity Demands Resolution to Nasdaq Trading Glitch

[Sam Dwyer](#)

#### Cloudant Raises \$12 Million Series B for Database-as-a-Service

[Walter Frick](#)

Dow Jones Reprints: This copy is for your personal, non-commercial use only. To order presentation-ready copies for distribution to your colleagues, clients or customers, use the Order Reprints tool at the bottom of any article or visit [www.djreprints.com](http://www.djreprints.com)

- [See a sample reprint in PDF format:](#)
- [Order a reprint of this article now](#)

# THE WALL STREET JOURNAL.

TECHNOLOGY

## T. Rowe Price Invests in Facebook

By MARY PILON

Updated April 16, 2011 12:01 a.m. ET

Mutual-fund company T. Rowe Price Group Inc. has invested in Facebook Inc., according to recently released filings, underscoring traditional investment vehicles' growing interest in hot technology companies.

T. Rowe invested a total of \$190.5 million in the social-networking giant, paying \$25 a share for stock it distributed across nearly 20 funds, according to the filings. It isn't immediately clear what value that puts on Facebook.

The Baltimore-based mutual-fund company also disclosed an investment of \$71.8 million in Zynga Inc. and a total stake of about \$35.4 million in Angie's List.

T. Rowe has been more aggressive than most of its mutual-fund peers in building exposure to young technology companies. The investments carry extra risk, because the shares aren't yet publicly traded and can be illiquid. Meanwhile, a rush of interest in the companies has pumped up the companies' valuations, even as they disclose little or no financial data.



T. Rowe Price has invested millions in Facebook, underscoring traditional investment vehicles' growing interest in hot technology companies. Mary Pilon joins digits to discuss.

The investments, however, are a drop in the bucket for T. Rowe, which is trying to manage that risk by keeping the investments to a small percentage of each fund's holdings. None of the funds has even a full percent of its holdings tied up in Facebook, for example. T. Rowe had \$482 billion in assets under management as of the end of 2010.

Investors have been scrambling for a stake in Facebook, which is just seven years old and doesn't publicly report its financial results. In January, Facebook was valued at \$50 billion in a deal that raised \$1.5 billion from investors such as [Goldman Sachs](#) Group Inc. and Russian investment firm

Digital Sky Technologies, as well as some of Goldman's non-U.S. clients. T. Rowe has long taken aim at new companies. Its New Horizons Fund, which doesn't currently have a stake in Facebook but has invested in companies like Twitter Inc. and Angie's List, is the third-oldest fund at the firm. Born in 1960, the fund is known for making longer-term investments in companies at their early stages, including early investments in Starbucks Corp. and Wal-Mart Stores Inc. Other T. Rowe funds were early investors in Google Inc. The fund has had a return of 34.67% in the 2010 calendar year, according to Morningstar Inc.



**THE WALL STREET JOURNAL**

WSJ.com

August 24, 2012, 2:18 PM ET

# Who Else Has a Big Bet on Facebook

By Telis Demos

We [reported this morning about the concentration](#) of Facebook stock in the portfolio of one group of investors, several mutual funds operated by Morgan Stanley Asset Management. But that is not where the concentration of Facebook stock ends.



AFP/Getty Images

According to fresh data from Ipreo, which has tallied up the public filings by all investors, a relatively large chunk of Facebook stock just three months after its \$16 billion IPO in May is held by the company's 10 largest institutional investors (that excludes insiders, like CEO Mark Zuckerberg, and the early VC investors, like Accel Partners).

The top 10 "accounts," in banker-speak, represent about 50% of Facebook's institutional ownership, according to Ipreo, the capital markets data firm. That tops the 42% concentration for the top 10 institutions for all second quarter tech IPOs three months after they went public. Across more comparable \$1 billion-plus IPOs since 2010, the concentration is even lighter: The top 10 institutional accounts held 32% of those companies' shares.

This data, keep in mind, does not tell us who bought the IPO. That's a closely guarded secret held by the lead underwriters. These figures are based on public disclosures as of June 30. They are at best a proxy for how the IPO was actually distributed.

So who are the biggest betters — by total number of shares, not necessarily by weighting within the fund — on Facebook? Morgan Stanley Asset Management is only the fifth largest holder by that measure, according to Ipreo. Above them are Goldman Sachs Asset Management, Baillie Gifford & Company, Fidelity Investments, and T. Rowe Price Group Inc. Rounding out the top 10 are BlackRock Inc., Sands Capital Management LLC, Jennison Associates LLC, The Vanguard Group Inc. and Capital Research Global Advisors Inc.



Some of those investors were big pre-IPO holders. Goldman Sachs famously marketed a fund with pre-IPO Facebook stock to international investors, which accounts for a big chunk of its holdings. T. Rowe Price and Fidelity also bought in before the IPO. The point here is that they all may still be sitting on Facebook stock gains, depending on when exactly they got into the stock.

Others, however, appear to have gotten in primarily via the IPO, or after it began trading. That includes Baillie Gifford, an Edinburgh-based fund management giant that manages assets of £76.0 billion (\$120 billion). They are a sub-advisor to some large fund management families, like Vanguard, but also manage money on behalf of giant pension funds such as the California Public Employees' Retirement System (CALPERS), the New York City Police Pension Fund and the Korea National Pension Service, according to their website. The firm did not return requests for an interview.

Some of the big investors are also there just because they have to be. BlackRock and Vanguard operate many index funds that may have bought Facebook stock solely because it likely will be a member someday of indexes such as the S&P 500 and Nasdaq 100, and is already in indexes such as the Russell 1000.

What speaks loudly are the absences of firms that are typically very big holders of recently IPO'd companies. Citadel Advisors, which bought 17 other second-quarter IPOs according to Ipreo, owned just 167,164 Facebook shares at the end of June. Wellington Management Company LLP and Lord Abbett & Company LLC, which bought 11 second quarter IPOs, both held fewer than 1m shares. For context, Baillie Gifford reported holding 19 million shares.

| RANK | NAME  | TOTAL AUM | FB SHARES AS OF JUNE 30 |
|------|---|-----------|-------------------------|
| 1    | Goldman Sachs Asset Management, L.P. (U.S.)       | 82,329.1  | 36,634,486.0            |
| 2    | Baillie Gifford & Company                         | 60,809.1  | 19,380,440.0            |
| 3    | Fidelity Management & Research Company            | 544,656.5 | 18,774,915.0            |
| 4    | T. Rowe Price Associates, Inc.                    | 338,744.6 | 18,663,997.0            |
| 5    | Morgan Stanley Investment Management, Inc. (U.S.) | 54,113.2  | 16,362,788.0            |
| 6    | BlackRock Fund Advisors                           | 768,143.8 | 11,690,656.0            |
| 7    | Sands Capital Management, LLC                     | 22,157.4  | 11,649,292.0            |
| 8    | Jennison Associates, LLC                          | 80,316.4  | 9,691,825.0             |
| 9    | The Vanguard Group, Inc.                          | 908,526.5 | 9,582,480.0             |
| 10   | Capital Research Global Investors (U.S.)          | 366,059.2 | 8,273,200.0             |

Copyright 2014 Dow Jones & Company, Inc. All Rights Reserved

This copy is for your personal, non-commercial use only. Distribution and use of this material are governed by our [Subscriber Agreement](#) and by copyright law. For non-personal use or to order multiple copies, please contact Dow Jones Reprints at 1-800-843-0008 or visit

[www.djreprints.com](http://www.djreprints.com)

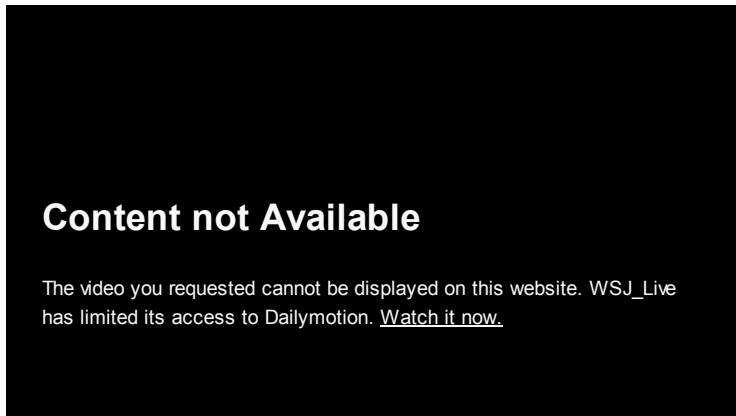
Source: [The Wall Street Journal Online](#)

MARKETS

# Morgan Stanley Funds in Big Facebook Bet

By Aaron Lucchetti and Telis Demos  
Updated Aug. 24, 2012 11:57 a.m. ET

U.S. mutual funds run by [Morgan Stanley](#), [MS -0.12%](#) the lead underwriter in Facebook Inc. FB \$16 billion initial public offering, have disproportionately high investments in the social-media company, leaving fund shareholders exposed to the stock's big drop since its May 18 IPO.



## Content not Available

The video you requested cannot be displayed on this website. WSJ\_Live has limited its access to Dailymotion. [Watch it now.](#)

[Morgan Stanley Bets Big on Facebook](#) by [WSJ Live](#)

New data show that eight of the top nine U.S. mutual funds with Facebook shares as a percentage of total assets are run by Morgan Stanley's asset-management arm, according to fund tracker Morningstar Inc.

Morgan Stanley had a crucial role in lining up orders for Facebook as the social-media company prepared to go public. It helped advise Facebook executives to increase the size and price of the IPO, despite warnings the company was making about its profit outlook. The New York securities firm, which declined to comment, took in \$200 million in underwriting fees and trading profits,

according to regulatory filings and people involved in the deal.

The Morgan Stanley funds that have Facebook shares got many of them before the IPO at prices well below the \$38 offering price.

That means that fund shareholders may still have paper gains on their Facebook purchases, depending on when the fund bought their original stake. It also means the funds have been unable to sell any of their pre-IPO holdings.

The company's mutual funds have made large bets on other big-name technology companies in recent years, including bets on [Apple Inc.](#), AAPL +1.48% [Amazon.com Inc.](#)AMZN -1.06% and [LinkedIn Corp.](#) LNKD +0.14% whose values have all surged this year.

## The Funds That Own Facebook

Hundreds of mutual funds have stakes in the social media company. See a list and sort by percentage of fund assets devoted to Facebook, and by absolute and relative performance.

Click here for an Excel file containing all four sections of the table below: [GoogleDocs](#) | [XLS file](#)

Q August 24, 2012

## The Funds That Own Facebook

Hundreds of mutual funds have stakes in the social media company. Click column headers to sort by percentage of fund assets devoted to Facebook and by absolute relative performance.

<< first < prev 1 2 (#) 3 (#) 4 (#) next > (#) last >> (#)

| Fund Name (yui-dt0-href-col 0)            | Ticker (yui-dt0-href-col 1) | Total Facebook Weight (yui-dt0-href-col 2) | Total Investment as of portfolio date (yui-dt0-href-col 3) | July 2012 Return (yui-dt0-href-col 4) | July % rank against similar funds (yui-dt0-href-col 5) | Year-to-date Return (yui-dt0-href-col 6) | Year-to-date % rank against like funds (yui-dt0-href-col 7) | One-year return (yui-dt0-href-col 8) | One-year % rank against like funds (yui-dt0-href-col 9) |
|---|-----------------------------|--|--|---------------------------------------|--|--|---|--------------------------------------|---|
| Morgan Stanley Inst Focus Grow th I       | MSAGX                       | 7.77%                                      | \$28,777,414   | -2.98%                                | 98%  | 9.64%                                    | 90%   | 8.33%                                | 99%   |
| Morgan Stanley Focus Grow th B            | AMOBX                       | 7.72%                                      | \$1,586,239,713  | -3.08%                                | 98%  | 8.63%                                    | 94%   | 7.06%                                | 99%   |
| Morgan Stanley Inst Opportunity H         | MEGHX                       | 7.39%                                      | \$244,919,024  | -3.91%                                | 99%  | 6.71%                                    | 98%   | 10.10%                               | 98%   |
| Morgan Stanley Inst Advantage H           | MAPHX                       | 6.71%                                      | \$12,159,351   | -1.57%                                | 96%  | 11.96%                                   | 71%   | 21.88%                               | 77%   |
| Morgan Stanley Institutional Grow th I    | MSEQX                       | 6.63%                                      | \$847,917,689  | -2.33%                                | 97%  | 11.34%                                   | 78%   | 12.88%                               | 97%   |
| Transamerica Capital Grow th A            | IALAX                       | 6.58%                                      | \$746,167,025  | -2.39%                                | 98%  | 10.35%                                   | 85%   | 11.62%                               | 97%   |
| Morgan Stanley Multi Cap Grow th B        | CPOBX                       | 6.42%                                      | \$313,515,817  | -2.33%                                | 97%  | 7.93%                                    | 96%   | 8.32%                                | 99%   |
| Morgan Stanley Inst Global Opportunity I  | MGGIX                       | 6.42%                                      | \$15,221,935   | -3.96%                                | 98%  | 4.98%                                    | 93%   | 3.77%                                | 93%   |
| Morgan Stanley Inst Gbl Advantage I       | MIGIX                       | 5.19%                                      | \$2,513,921  | -0.36%                                | 86%  | 13.94%                                   | 10%   | 19.13%                               | 9%  |
| Turner Concentrated Gr Investor           | TTOPX                       | 5.00%                                      | \$35,255,772   | -4.20%                                | 99%  | 9.28%                                    | 92%   | 14.60%                               | 96%   |
| Morgan Stanley Inst Gbl Discovery I       | MLDIX                       | 4.79%                                      | \$5,032,255  | -1.53%                                | 93%  | 11.60%                                   | 29%   | 15.92%                               | 31%   |
| Goldman Sachs Technology Tollkeeper A     | GITAX                       | 2.85%                                      | \$358,167,660  | -2.66%                                | 92%  | 17.63%                                   | 26%   | 28.63%                               | 29%   |
| Turner Global Opportunities Instl         | TGLBX                       | 2.32%                                      | \$1,420,185  | -1.11%                                | 91%  | 9.89%                                    | 52%   | 16.77%                               | 23%   |
| Chesapeake Core Grow th                   | CHCGX                       | 2.23%                                      | \$31,550,392   | 0.20%                                 | 66%  | 16.83%                                   | 12%   | 28.85%                               | 19%   |
| Chesapeake Grow th Instl                  | CHESX                       | 2.15%                                      | \$10,660,814   | -1.39%                                | 70%  | 15.84%                                   | 2%  | 23.82%                               | 46%   |
| Saratoga Large Capitalization Grow th I   | SLCGX                       | 1.73%                                      | \$20,539,302   | 0.63%                                 | 46%  | 12.43%                                   | 65%   | 26.38%                               | 40%   |
| Lord Abbett Grow th Leaders A             | LGLAX                       | 1.67%                                      | \$23,284,142   | -0.78%                                | 90%  | 10.58%                                   | 84%   | 22.02%                               | 76%   |
| Tocqueville Opportunity                   | TOPPX                       | 1.61%                                      | \$68,606,152   | -2.15%                                | 77%  | 12.18%                                   | 25%   | 25.75%                               | 45%   |
| Goldman Sachs Concentrated Grow th A      | GCGAX                       | 1.60%                                      | \$176,037,973  | 1.77%                                 | 7%   | 17.33%                                   | 9%  | 28.74%                               | 20%   |
| American Independence Large Cap Grow th I | A FLX                       | 1.59%                                      | \$5,723,812  | -3.24%                                | 99%  | 1.67%                                    | 99%   | 10.15%                               | 98%   |
| Eagle Capital Appreciation A              | HRCPX                       | 1.58%                                      | \$312,936,069  | 1.75%                                 | 8%   | 17.64%                                   | 7%  | 27.76%                               | 26%   |
| Loomis Sayles Grow th Y                   | LSGRX                       | 1.58%                                      | \$137,102,956  | 1.09%                                 | 27%  | 13.02%                                   | 59%   | 26.08%                               | 42%   |
| Sands Capital Global Grow th Inst         | SCMGX                       | 1.55%                                      | \$26,411,222   | -0.16%                                | 84%  | 12.51%                                   | 18%   | 18.99%                               | 10%   |
| Firsthand Technology Opportunities        | TEFQX                       | 1.52%                                      | \$83,809,180   | 2.91%                                 | 1%   | 17.78%                                   | 24%   | 15.43%                               | 93%   |
| Touchstone Sands Capital Select Grow th Z | PTSGX                       | 1.51%                                      | \$2,650,677,414  | 0.34%                                 | 61%  | 20.80%                                   | 3%  | 34.98%                               | 2%  |
| Touchstone Sands Capital Inst Gr          | CISGX                       | 1.50%                                      | \$1,879,329,652  | 0.36%                                 | 60%  | 21.45%                                   | 2%  | 35.72%                               | 2%  |
| Turner Large Grow th Institutional        | TTMEX                       | 1.36%                                      | \$254,252,990  | -0.57%                                | 86%  | 11.79%                                   | 73%   | 21.25%                               | 80%   |
| Columbia Global Extended Alpha A          | RTAAX                       | 1.36%                                      | \$18,990,332   | 1.43%                                 | 34%  | 8.50%                                    | 73%   | 13.66%                               | 59%   |
| Invesco Leisure Investor                  | FLISX                       | 1.25%                                      | \$362,284,050  | -2.50%                                | 83%  | 18.34%                                   | 12%   | 29.20%                               | 79%   |
| Invesco Technology Sector B               | FOBX                        | 1.19%                                      | \$103,441,217  | -1.45%                                | 81%  | 12.59%                                   | 67%   | 28.04%                               | 34%   |
| AllianceBern Global Thematic Gr A         | ALTFX                       | 1.17%                                      | \$830,246,855  | -3.98%                                | 99%  | 5.56%                                    | 91%   | -0.55%                               | 95%   |
| Invesco Technologov                       | FTCHX                       | 1.17%                                      | \$709,896,602  | -1.29%                                | 71%  | 12.27%                                   | 69%   | 25.97%                               | 44%   |

| Investor                                 | Ticker | Assets | Assets          | Assets | Assets | Assets | Assets | Assets | Assets |
|--|--------|--------|-----------------|--------|--------|--------|--------|--------|--------|
| Artisan Global Opportunities Inv         | ARTRX  | 1.15%  | \$238,682,629   | 2.30%  | 12%    | 22.11% | 1%     | 26.59% | 1%     |
| Baron Global Advantage Institutional     | BGAIX  | 1.11%  | \$2,313,424     | -1.64% | 94%    | N/A    | N/A    | N/A    | N/A    |
| FL Large-Cap Growth P                    | N/A    | 1.08%  | \$125,638,896   | -0.21% | 80%    | 16.11% | 19%    | 27.24% | 31%    |
| Invesco Van Kampen American Franchise A  | VAFAX  | 1.04%  | \$5,607,536,462 | -0.25% | 81%    | 12.63% | 62%    | 19.20% | 89%    |
| Invesco Constellation A                  | CSTGX  | 1.04%  | \$2,462,252,859 | -0.22% | 80%    | 11.61% | 75%    | 17.55% | 93%    |
| Invesco Van Kampen Mid Cap Gr A          | VGRAX  | 1.04%  | \$1,891,989,133 | -1.72% | 78%    | 8.66%  | 75%    | 19.77% | 74%    |
| Invesco Dynamics Inv                     | FIDYX  | 1.02%  | \$821,481,822   | -1.76% | 80%    | 9.18%  | 70%    | 21.21% | 68%    |
| T. Rowe Price Global Stock               | PRGSX  | 1.00%  | \$513,696,057   | 0.12%  | 78%    | 9.77%  | 54%    | 11.82% | 68%    |
| JHancock US Global Leaders Gr A          | USGLX  | 0.99%  | \$570,665,220   | 0.38%  | 59%    | 16.58% | 14%    | 33.99% | 3%     |
| T. Rowe Price Media & Telecommunications | PRMTX  | 0.97%  | \$2,176,042,473 | 1.34%  | 75%    | 20.59% | 12%    | 28.47% | 12%    |
| Hodges Pure Contrarian Retl              | HDPCX  | 0.95%  | \$6,538,442     | -0.27% | 28%    | 19.01% | 2%     | 20.88% | 77%    |
| T. Rowe Price Science & Tech             | PRSCX  | 0.93%  | \$2,691,539,999 | -3.08% | 96%    | 7.42%  | 93%    | 15.44% | 92%    |
| VALIC Company I Science & Technology     | VCSTX  | 0.93%  | \$239,494,861   | -0.85% | 51%    | 13.67% | 58%    | 21.83% | 64%    |
| Hartford Growth Opportunities B          | HGOBX  | 0.91%  | \$1,878,737,839 | 0.00%  | 74%    | 20.86% | 3%     | 25.27% | 48%    |
| Oppenheimer Main Street A                | MSIGX  | 0.90%  | \$5,199,383,488 | 2.20%  | 7%     | 14.49% | 16%    | 30.19% | 6%     |
| Hartford Growth Opportunities HLS IA     | HAGOX  | 0.89%  | \$1,068,479,670 | 0.14%  | 69%    | 21.83% | 2%     | 26.91% | 35%    |
| MassMutual Premier                       | MSSAX  | 0.87%  | \$159,288,656   | 2.21%  | 7%     | 14.29% | 18%    | 29.78% | 7%     |

Still, the Morgan Stanley funds' large stakes raise questions about whether the firm's role as lead underwriter influenced decisions.

A large investment bank that simultaneously buys and sells shares in any company "is in this conflicted position," said Frank Partnoy, a law professor at the University of San Diego who worked for Morgan Stanley in the 1990s. "This time it didn't work out."

The funds span the \$1.6 billion Focus Growth fund to the \$2.5 million Institutional Global Advantage fund.

Morgan Stanley's funds don't appear to have violated Securities and Exchange Commission rules limiting investments in offerings underwritten by an affiliate. SEC rules allow bank-affiliated mutual funds to participate in offerings in which the bank's investment bankers are advising the company, as long as the fund managers don't buy more than 25% of the deal and they buy the shares from a different bank.

The concentration of Morgan Stanley's funds stands out when compared with funds operated by other large institutional holders of Facebook stock.

Morgan Stanley Focus Growth Portfolio had 5.7% of its assets in Facebook shares as of July 31, according to Morgan Stanley's website, while Morgan Stanley Institutional Opportunity Portfolio had 5.5% and Morgan Stanley Institutional Growth Portfolio had 4.8%. Others among the eight Morgan Stanley mutual funds range between 3.6% and 4.6%. Those proportions ranged between 5% and 7.8% on June 30, according to the most recent Morningstar data that included other fund families.

"It's surprising that so many Morgan Stanley affiliated funds out of the thousands of mutual funds show up as having

extremely big weights," said Jay Ritter, a professor of finance at the University Florida.

Morgan Stanley isn't the largest institutional holder of Facebook.

Larger holders by dollar value include Fidelity Investments, [T. Rowe Price Group](#) Inc. TROW -0.79% and Goldman Sachs Asset Management, a unit of underwriter [Goldman Sachs Group](#) Inc. GS -0.24% Goldman also owned Facebook shares before its IPO

Goldman's most concentrated mutual fund position in Facebook was the Technology Tollkeeper fund, with Facebook making up 2.85% of its portfolio as of the end of June.

No mutual funds operated by Fidelity or T. Rowe Price, two other large institutional holders, publicly reported holding more than 1% of their portfolios in Facebook through June.

Many of the Morgan Stanley funds are sold to institutions only, and require a \$5 million minimum investment.

Morgan Stanley Multicap Growth Fund—one fund open to retail investors, including Morgan Stanley Smith Barney brokers—had a stake in Facebook as early as November 2010, when Facebook shares were valued at about \$13. They closed Thursday at \$19.44, down 49% since the IPO.

In June, a commentary on Morgan Stanley's fund website noted that Facebook and other technology stocks were "the leading detractor in the portfolio this quarter," attributing the decline in Facebook shares "to post-IPO volatility."

Under SEC rules, mutual fund managers also are bound by fiduciary duties to look out for their investors' interests over their own.

---

#### Read More

- [Deal Journal: Who Else Has a Big Bet on Facebook?](#)
- [Nasdaq's Facebook Plan Under Fire](#)

There's no sign that fund managers at Morgan Stanley bought Facebook shares because of the firm's underwriting relationship with Facebook, or to help curry favor with Facebook executives who chose Morgan Stanley for a key underwriting assignment in the spring IPO.

Mr. Ritter cited "psychological factors" as a possible explanation for the large investments, driven by the fact that many of the funds owned a big chunk of Facebook shares before the company sold shares to the public.

"There's a tendency to fall in love with what you've got rather than stepping back," said Mr. Ritter. Many Morgan Stanley funds added to their pre-public stakes during the month of the IPO—a sign, he said, that "they were drinking the Kool-Aid and became true believers."

Morgan Stanley has streamlined its mutual fund business under Gregory Fleming, who runs both the firm's asset management and wealth management units. Morgan Stanley's asset management at the end of June managed \$311 billion and produced \$456 million in revenues.

Morgan Stanley funds with the strongest liking for Facebook are overseen by Dennis Lynch, the firm's head of growth investing. A Morgan Stanley spokesman declined to comment on behalf of Mr. Lynch.

**Write to** Aaron Lucchetti at [aaron.lucchetti@wsj.com](mailto:aaron.lucchetti@wsj.com) and Telis Demos at [Telis.Demos@wsj.com](mailto:Telis.Demos@wsj.com)

Source: [The Wall Street Journal Online](#)

Recent trades on markets that allow investors to buy and sell shares in private companies have put a market value of around \$75 billion on the company.

The Facebook investment complements other tech holdings at the firm, including a 2009 stake in Twitter and an investment in Groupon Inc. made late last year. In 2007, T. Rowe made an initial investment in Ning and in 2010 invested in YouKu.com.

Among the T. Rowe funds now invested in Facebook are the Science & Technology Fund, New America Growth Fund, Media & Telecommunications Fund, as well as broader funds including the Balanced Fund, Global Stock Fund and the Blue Chip Growth Fund. T. Rowe's funds now have a total investment of \$86.8 million in Groupon, \$66.6 million in Twitter and \$114.7 million in YouKu.com, according to the filings.

T. Rowe declined to comment on how the Facebook shares were purchased. A Facebook spokesman declined to comment.

*Geoffrey Fowler contributed to this article.*

### **Corrections & Amplifications**

An earlier version of this online article incorrectly said T. Rowe Price invested \$55.4 million in Facebook and \$22 million in Angie's List. The firm invested \$190.5 million and \$35.4 million, respectively, in the two companies.

**Write to Mary Pilon at [mary.pilon@wsj.com](mailto:mary.pilon@wsj.com)**

---

Copyright 2013 Dow Jones & Company, Inc. All Rights Reserved

This copy is for your personal, non-commercial use only. Distribution and use of this material are governed by our [Subscriber Agreement](#) and by copyright law. For non-personal use or to order multiple copies, please contact Dow Jones Reprints at 1-800-843-0008 or visit [www.djreprints.com](http://www.djreprints.com)

## Mutual Funds and Taxes

Distributions from mutual funds occur for several different reasons and are subject to differing tax rates. Many mutual funds bundle most of their payouts into single, net distributions at the end of each year.

Whenever a mutual fund company passes earnings and other payouts to shareholders, it's known as a distribution. The major distribution for most funds comes at the end of each year, when net amounts are calculated—capital gains and other earnings minus the expenses of running the funds.

It's up to you to report mutual fund transactions on your tax return, as well as pay the appropriate taxes on each type of fund income.

### Distributions and your taxes

If you hold shares in a taxable account, you are required to pay taxes on mutual fund distributions, whether the distributions are paid out in cash or reinvested in additional shares. The funds report distributions to shareholders on IRS Form 1099-DIV after the end of each calendar year.

For any time during the year you bought or sold shares in a mutual fund, you must report the transaction on your tax return and pay tax on any gains and dividends. Additionally, as an owner of the shares in the fund, you must report and potentially pay taxes on transactions conducted by the fund, that is, whenever the fund sells securities.

If you move between mutual funds at the same company, it may not feel like you received your money back and then reinvested it; however, the transactions are treated like any other sales and purchases, and so you must report them and pay taxes on any gains.

For federal tax purposes, ordinary income is generally taxed at higher rates than qualified dividends and long-term capital gains. The chart below illustrates how each type of mutual fund income is taxed.

### Mutual funds in retirement and college savings accounts

*Certain accounts, such as individual retirement and college savings accounts, are tax-advantaged. If you have mutual funds in these types of accounts, you pay taxes only when earnings or pre-tax contributions are withdrawn. This information will usually be reported on Form 1099-R.*

| Type of distribution                | Definition   | Federal income tax treatment   |
|-------------------------------------|--|--|
| Long-term capital gains             | Net gains from the sale of shares held for more than one year; may include some distributions received from investments held by the fund   | Subject to the capital gains rates, usually lower than the ordinary income tax rates   |
| Short-term capital gains            | Net gains from the sale of shares held for one year or less  | May be treated as ordinary dividends, thus taxable at ordinary income tax rates  |
| Qualified dividends                 | Dividends from common stock of domestic corporations and qualifying foreign corporations   | Normally taxed as long-term capital gains (subject to certain holding period and hedging restrictions)   |
| Ordinary or non-qualified dividends | Investment income earned by the fund from interest and non-qualified dividends minus expenses; often used as a blanket term that includes all taxable income except long-term capital gains. | Taxable at ordinary income tax rates   |
| Tax-exempt interest                 | Some or all interest on certain bonds, usually state or local municipal bonds, designated as tax-exempt  | Not taxable for federal tax purposes; may be subject to state and/or local taxes, depending on your resident state and the type of bonds purchased |
| Taxable interest                    | Interest on fixed-income securities  | Taxable at ordinary income tax rates   |
| Federal interest                    | Interest on federal debt instruments   | Taxable at ordinary federal income tax rates, but exempt from state income tax   |
| Required distributions              | Non-investment income required to be distributed by the fund (such as foreign currency gains that are taxed as ordinary income when distributed)   | Taxed as ordinary income   |
| Return of capital                   | A portion of your invested principal returned to you   | Not taxable  |

### When there is no distribution

If a mutual fund does not have any capital gains, dividends, or other payouts, no distribution may occur. There may also be a non-taxable distribution. Shareholders will not be required to pay taxes if the fund

**“My funds are doing great—I must owe a lot in taxes.”**

# Fidelity Contrafund 12-31-2012

FCNTX

# Fidelity Contrafund K 12-31-2012

FCNKX

FCNTX and/or FCNKX held by **Leader v. Facebook** judges &

Obama administration officials:

1. **John G. Roberts, Jr.**, Supreme Court
2. **Kimberly A. Moore**, Federal Circuit
3. **Evan J. Wallach**, Federal Circuit
4. **Howard K. Koh**, Health & Human Services
5. **Eric H. Holder**, Attorney General
6. **John J. Sullivan**, Federal Election Commission
7. **Carmel M. Martin**, Education
8. **Ivan K. Fong**, Homeland Security
9. **Alison J. Nathan**, White House
10. **Denis R. McDonough**, White House

Other Fidelity "dark pool" funds held by judges and Obama cabinet:

1. **Leonard P. Stark**, Dist. Ct. Del.
2. **Stephen G. Breyer**, Sup. Ct.
3. **Clarence Thomas**, Sup. Ct.
4. **Rebecca M. Blank**, Com. Sec., USPTO
5. **Cameron F. Kerry**, Com. GC, USPTO
6. **Timothy Geitner**, Treas. Sec.
7. **Steven Chu**, Energ. Sec.
8. **David S. Kris**, Just.
9. **Donald M. Remy**, Army

**101 Obama Cabinet Members & 11 Federal Judges** involved with *Leader v. Facebook* hold one or more Fidelity Funds. 30+ Fidelity Funds invested (via Fid. Central Fund) in Facebook pre-IPO dark pools.

## Summary of Facebook conflicts of interests.

Code of Conduct for United States Judges:

**Yellow Highlight** = Notorious Facebook collaborator

**"Avoid even the appearance of impropriety."**

| No. | Conflict             | Notorious Facebook collaborators in whom Fidelity Contrafund also holds shares and other rights | Shares        | Value (000s)       |
|-----|----------------------|---|---------------|--------------------|
| 1   | Leader* patent theft | <b>Accenture PLC Class A</b> <sup>a</sup>   | 12,015,464    | \$799,028          |
| 2   | Leader patent theft  | <b>athenahealth, Inc. (a)</b> <sup>b</sup>  | 1,371,392     | 100,729            |
| 3   | Leader patent theft  | <b>Boston Scientific Corp. (a)</b> <sup>c</sup>   | 956,300       | 5,480              |
| 4   | FB Dark Pools        | <b>Charles Schwab</b> <sup>d</sup>  | 997,500       | 14,324             |
| 5   | Accel Partners       | <b>Dropbox, Inc. Series A (h)</b> <sup>e</sup>  | 1,260,898     | 11,410             |
| 6   | Accel Partners       | <b>Dropbox, Inc. (h)</b> <sup>e</sup>   | 5,464,028     | 49,445             |
| 7   | Microsoft            | <b>Expedia, Inc. (Microsoft)</b> <sup>f</sup>   | 644,487       | 39,604             |
| 8   | Patent Infringer     | <b>Facebook, Inc. Class A</b> <sup>g</sup>  | 24,588,325    | 654,787            |
| 9   | FB Dark Pools        | <b>Fidelity Cash Central Fund, 0.18% (b)</b> <sup>h</sup>                                       | 1,072,093,617 | 1,072,094          |
| 10  | FB Dark Pools        | <b>Fidelity National Information Services, Inc.</b> <sup>h</sup>                                | 4,527,299     | 157,595            |
| 11  | FB Dark Pools        | <b>Fidelity Securities Lending Cash Central Fund, 0.18% (b)(c)</b> <sup>h</sup>                 | 218,692,235   | 218,692            |
| 12  | FB Dark Pools        | <b>Goldman Sachs Group, Inc.</b> <sup>i</sup>   | 347,800       | 44,365             |
| 13  | Leader patent theft  | <b>IBM Corp.</b> <sup>j</sup>   | 915,236       | 175,313            |
| 14  | FB Dark Pools        | <b>JPMorgan Chase &amp; Co.</b> <sup>k</sup>  | 4,560,232     | 200,513            |
| 15  | Leader patent theft  | <b>LinkedIn Corp. (a)</b> <sup>l</sup>  | 2,244,889     | 257,758            |
| 16  | FB Dark Pools        | <b>Morgan Stanley</b> <sup>m</sup>  | 2,406,700     | 46,016             |
| 17  | FB Dark Pools        | <b>State Street Corp.</b> <sup>n</sup>  | 2,594,400     | 121,963            |
| 18  | FB Dark Pools        | <b>T. Rowe Price Group, Inc.</b> <sup>o</sup>   | 275,000       | 17,911             |
| 19  | Leader patent theft  | <b>Tesla Motors, Inc. (a)</b> <sup>p</sup>  | 1,968,741     | 66,681             |
| 20  | Accel Partners       | <b>Wal-Mart Stores, Inc.</b> <sup>q</sup>   | 13,839,600    | 944,276            |
| 21  | FB Dark Pools        | <b>Workday, Inc.</b> <sup>r</sup>   | 1,037,800     | 56,560             |
| 22  | FB Dark Pools        | <b>Workday, Inc. (h)</b> <sup>r</sup>   | 1,223,783     | 60,027             |
|     |                      | <b>TOTAL</b>  |               | <b>\$5,103,105</b> |

\* Leader Technologies, Inc., Columbus, Ohio, U.S. Patent No. 7,139,761.



# Fidelity Contrafund 12-31-2012

FCNTX

# Fidelity Contrafund K 12-31-2012

FCNKX

FCNTX and/or FCNKX held by **Leader v. Facebook** judges &

Obama administration officials:

1. **John G. Roberts, Jr.**, Supreme Court
2. **Kimberly A. Moore**, Federal Circuit
3. **Evan J. Wallach**, Federal Circuit
4. **Howard K. Koh**, Health & Human Services
5. **Eric H. Holder**, Attorney General
6. **John J. Sullivan**, Federal Election Commission
7. **Carmel M. Martin**, Education
8. **Ivan K. Fong**, Homeland Security
9. **Alison J. Nathan**, White House
10. **Denis R. McDonough**, White House

Other Fidelity "dark pool" funds held by judges and Obama cabinet:

1. **Leonard P. Stark**, Dist. Ct. Del.
2. **Stephen G. Breyer**, Sup. Crt.
3. **Clarence Thomas**, Sup. Crt.
4. **Rebecca M. Blank**, Com. Sec., USPTO
5. **Cameron F. Kerry**, Com. GC, USPTO
6. **Timothy Geitner**, Treas. Sec.
7. **Steven Chu**, Energ. Sec.
8. **David S. Kris**, Just.
9. **Donald M. Remy**, Army

**101 Obama Cabinet Members & 11 Federal Judges** involved with *Leader v. Facebook* hold one or more Fidelity Funds. 30+ Fidelity Funds invested (via Fid. Central Fund) in Facebook pre-IPO dark pools.

## Common Stocks - 98.7%

|  | Shares            | Value (000s)     |
|--|-------------------|------------------|
| <b>CONSUMER DISCRETIONARY - 20.0%</b>              |                   |                  |
| <b>Automobiles - 0.2%</b>                          |                   |                  |
| Hyundai Motor Co.                                  | 397,072           | \$ 82,388        |
| <b>Tesla Motors, Inc. (a)</b>                      | <b>1,968,741</b>  | <b>66,681</b>    |
|  |                   | <u>149,069</u>   |
| <b>Internet &amp; Catalog Retail - 2.8%</b>        |                   |                  |
| Amazon.com, Inc. (a)                               | 5,901,237         | 1,482,037        |
| <b>Expedia, Inc.</b>                               | <b>644,487</b>    | <b>39,604</b>    |
| Liberty Media Corp.:                               |                   |                  |
| Interactive Series A (a)                           | 2,547,100         | 50,127           |
| CVS Caremark Corp.                                 | 10,048,000        | 485,821          |
| Fresh Market, Inc. (a)                             | 1,452,437         | 69,848           |
| <b>Wal-Mart Stores, Inc.</b>                       | <b>13,839,600</b> | <b>944,276</b>   |
| Whole Foods Market, Inc.                           | 661,350           | <u>60,401</u>    |
| <b>Health Care Equipment &amp; Supplies - 1.0%</b> |                   |                  |
| Baxter International, Inc.                         | 2,948,000         | 196,514          |
| <b>Boston Scientific Corp. (a)</b>                 | <b>956,300</b>    | <b>5,480</b>     |
| CareFusion Corp. (a)                               | 621,900           | 17,774           |
| <b>FINANCIALS - continued</b>                      |                   |                  |
| <b>Capital Markets - continued</b>                 |                   |                  |
| <b>Charles Schwab Corp.</b>                        | <b>997,500</b>    | <b>\$ 14,324</b> |
| Goldman Sachs Group, Inc.                          | 347,800           | 44,365           |
| Morgan Stanley                                     | 2,406,700         | 46,016           |
| State Street Corp.                                 | 2,594,400         | 121,963          |
| <b>T. Rowe Price Group, Inc.</b>                   | <b>275,000</b>    | <b>17,911</b>    |
|  |                   | <u>261,849</u>   |
| <b>Diversified Financial Services - 0.5%</b>       |                   |                  |
| Citigroup, Inc.                                    | 4,962,702         | 196,324          |
| <b>JPMorgan Chase &amp; Co.</b>                    | <b>4,560,232</b>  | <b>200,513</b>   |
| Kotak Mahindra Bank Ltd.                           | 1,183,309         | <u>14,141</u>    |
|  |                   | <u>410,978</u>   |
| <b>Health Care Technology - 0.7%</b>               |                   |                  |
| <b>athenahealth, Inc. (a)</b>                      | <b>1,371,392</b>  | <b>100,729</b>   |
| Cerner Corp. (a)                                   | 6,251,149         | <u>485,339</u>   |

# Fidelity Contrafund 12-31-2012

FCNTX

# Fidelity Contrafund K 12-31-2012

FCNKX

FCNTX and/or FCNKX held by **Leader v. Facebook** judges &

Obama administration officials:

1. **John G. Roberts, Jr.**, Supreme Court
2. **Kimberly A. Moore**, Federal Circuit
3. **Evan J. Wallach**, Federal Circuit
4. **Howard K. Koh**, Health & Human Services
5. **Eric H. Holder**, Attorney General
6. **John J. Sullivan**, Federal Election Commission
7. **Carmel M. Martin**, Education
8. **Ivan K. Fong**, Homeland Security
9. **Alison J. Nathan**, White House
10. **Denis R. McDonough**, White House

Other Fidelity "dark pool" funds held by judges and Obama cabinet:

1. **Leonard P. Stark**, Dist. Ct. Del.
2. **Stephen G. Breyer**, Sup. Crt.
3. **Clarence Thomas**, Sup. Crt.
4. **Rebecca M. Blank**, Com. Sec., USPTO
5. **Cameron F. Kerry**, Com. GC, USPTO
6. **Timothy Geitner**, Treas. Sec.
7. **Steven Chu**, Energ. Sec.
8. **David S. Kris**, Just.
9. **Donald M. Remy**, Army

**101 Obama Cabinet Members & 11 Federal Judges** involved with *Leader v. Facebook* hold one or more Fidelity Funds. 30+ Fidelity Funds invested (via Fid. Central Fund) in Facebook pre-IPO dark pools.

## Electronic Equipment & Components - 0.7%

Amphenol Corp. Class A (e) 9,418,529 609,379

## Internet Software & Services - 8.3%

|                                |                   |                  |
|--------------------------------|-------------------|------------------|
| Akamai Technologies, Inc. (a)  | 876,731           | 35,867           |
| Constant Contact, Inc. (a)(d)  | 1,038,840         | 14,762           |
| Cornerstone OnDemand, Inc. (a) | 1,906,002         | 56,284           |
| <b>Dropbox, Inc. (h)</b>       | <b>5,464,028</b>  | <b>49,445</b>    |
| eBay, Inc. (a)                 | 16,805,428        | 857,413          |
| Equinix, Inc. (a)              | 690,600           | 142,402          |
| ExactTarget, Inc.              | 1,732,500         | 34,650           |
| <b>Facebook, Inc. Class A</b>  | <b>24,588,325</b> | <b>654,787</b>   |
| Google, Inc. Class A (a)       | 6,291,877         | 4,463,269        |
| <b>LinkedIn Corp. (a)</b>      | <b>2,244,889</b>  | <b>257,758</b>   |
| MercadoLibre, Inc. (d)         | 479,359           | 37,663           |
| Rackspace Hosting, Inc. (a)    | 916,400           | 68,061           |
| Web.com Group, Inc. (a)        | 193,103           | 2,858            |
| Yahoo!, Inc. (a)               | 17,717,200        | <u>352,572</u>   |
|                                |                   | <u>7,027,791</u> |

## IT Services - 5.7%

|  |                   |                  |
|--|-------------------|------------------|
| <b>Accenture PLC Class A</b>                     | <b>12,015,464</b> | <b>799,028</b>   |
| Alliance Data Systems Corp. (a)(e)               | 2,731,011         | 395,341          |
| Cognizant Technology Solutions Corp. Class A (a) | 479,600           | 35,514           |
| Fidelity National Information Services, Inc.     | 4,527,299         | 157,595          |
| Fiserv, Inc. (a)                                 | 3,073,955         | 242,935          |
| FleetCor Technologies, Inc. (a)                  | 812,251           | 43,577           |
| Gartner, Inc. Class A (a)                        | 362,200           | 16,668           |
| <b>IBM Corp.</b>                                 | <b>915,236</b>    | <b>175,313</b>   |
| MasterCard, Inc. Class A                         | 2,603,058         | 1,278,830        |
| Paychex, Inc.                                    | 253,100           | 7,882            |
| Syntel, Inc.                                     | 28,841            | 1,546            |
| Vantiv, Inc.                                     | 132,971           | 2,715            |
| Visa, Inc. Class A                               | 10,661,179        | <u>1,616,022</u> |

4,772,966

# Fidelity Contrafund 12-31-2012

FCNTX

# Fidelity Contrafund K 12-31-2012

FCNKX

FCNTX and/or FCNKX held by **Leader v. Facebook** judges &

Obama administration officials:

1. **John G. Roberts, Jr.**, Supreme Court
2. **Kimberly A. Moore**, Federal Circuit
3. **Evan J. Wallach**, Federal Circuit
4. **Howard K. Koh**, Health & Human Services
5. **Eric H. Holder**, Attorney General
6. **John J. Sullivan**, Federal Election Commission
7. **Carmel M. Martin**, Education
8. **Ivan K. Fong**, Homeland Security
9. **Alison J. Nathan**, White House
10. **Denis R. McDonough**, White House

Other Fidelity "dark pool" funds held by judges and Obama cabinet:

1. **Leonard P. Stark**, Dist. Ct. Del.
2. **Stephen G. Breyer**, Sup. Crt.
3. **Clarence Thomas**, Sup. Crt.
4. **Rebecca M. Blank**, Com. Sec., USPTO
5. **Cameron F. Kerry**, Com. GC, USPTO
6. **Timothy Geitner**, Treas. Sec.
7. **Steven Chu**, Energ. Sec.
8. **David S. Kris**, Just.
9. **Donald M. Remy**, Army

**101 Obama Cabinet Members & 11 Federal Judges** involved with *Leader v. Facebook* hold one or more Fidelity Funds. 30+ Fidelity Funds invested (via Fid. Central Fund) in Facebook pre-IPO dark pools.

## Software - 3.0%

|   |           |         |
|---|-----------|---------|
| Splunk, Inc.                                      | 1,301,088 | 37,758  |
| Symantec Corp. (a)                                | 8,309,100 | 156,294 |
| Trion World Network, Inc. warrants 8/10/17 (a)(h) | 124,282   | 0*      |
| Ultimate Software Group, Inc. (a)                 | 614,846   | 58,048  |
| VMware, Inc. Class A (a)                          | 1,141,600 | 107,470 |
| Workday, Inc.                                     | 1,037,800 | 56,560  |
| Workday, Inc. (h)                                 | 1,223,783 | 60,027  |

## INFORMATION TECHNOLOGY - 0.0%

### Internet Software & Services - 0.0%

|                            |           |        |
|----------------------------|-----------|--------|
| Dropbox, Inc. Series A (h) | 1,260,898 | 11,410 |
|----------------------------|-----------|--------|

## Other Affiliated Issuers

An affiliated company is a company in which the Fund has ownership of at least 5% of the voting securities. Fiscal year to date transactions with companies which are or were affiliates are as follows:

### Affiliate

| (Amounts in thousands)      | Value, beginning of period | Purchases  | Sales Proceeds | Dividend Income | Value, end of period |
|-----------------------------|----------------------------|------------|----------------|-----------------|----------------------|
| Alliance Data Systems Corp. | \$ 156,000                 | \$ 152,954 | \$ -           | \$ -            | \$ 395,341           |
| Allot Communications Ltd.   | -                          | 53,271     | -              | -               | 37,894               |
| Amphenol Corp.              |                            |            |                |                 |                      |
| Class A                     | 506,556                    | 70,663     | 159,917        | 4,031           | 609,379              |
| athenahealth, Inc.          | 45,749                     | 131,579    | 81,322         | -               | -                    |
| Avion Gold Corp.            | 59,448                     | -          | 3,525          | -               | -                    |
| B2Gold Corp.                | 83,805                     | 15,738     | -              | -               | 112,214              |
| B2Gold Corp. (144A)         | 17,807                     | -          | -              | -               | 20,937               |

**Fidelity Contrafund** 12-31-2012

**FCNTX**

**Fidelity Contrafund K** 12-31-2012

**FCNKX**

FCNTX and/or FCNKX held by **Leader v. Facebook** judges &

Obama administration officials:

1. **John G. Roberts, Jr.**, Supreme Court
2. **Kimberly A. Moore**, Federal Circuit
3. **Evan J. Wallach**, Federal Circuit
4. **Howard K. Koh**, Health & Human Services
5. **Eric H. Holder**, Attorney General
6. **John J. Sullivan**, Federal Election Commission
7. **Carmel M. Martin**, Education
8. **Ivan K. Fong**, Homeland Security
9. **Alison J. Nathan**, White House
10. **Denis R. McDonough**, White House

Other Fidelity "dark pool" funds held by judges and Obama cabinet:

1. **Leonard P. Stark**, Dist. Ct. Del.
2. **Stephen G. Breyer**, Sup. Crt.
3. **Clarence Thomas**, Sup. Crt.
4. **Rebecca M. Blank**, Com. Sec., USPTO
5. **Cameron F. Kerry**, Com. GC, USPTO
6. **Timothy Geitner**, Treas. Sec.
7. **Steven Chu**, Energ. Sec.
8. **David S. Kris**, Just.
9. **Donald M. Remy**, Army

**101 Obama Cabinet Members & 11 Federal Judges** involved with *Leader v. Facebook* hold one or more Fidelity Funds. 30+ Fidelity Funds invested (via Fid. Central Fund) in Facebook pre-IPO dark pools.

## Relationship to Facebook (Conflict of Interest):

| No. | Entity/Person            | Description of the relationship to Facebook principals   |
|-----|--------------------------|--|
| a.  | <b>Accenture</b>         | <p>Appointed to replace CGI Federal as contractor responsible for <b>HealthCare.gov</b>. This appointment appears to be out of one Facebook cartel pocket (<b>Michelle Obama (CGI Federal), Todd Y. Park, Robert Kocher, Ann H. Lamont</b>) and into another cartel participant. The site continues to make intimate use of <b>Facebook</b> and <b>Leader Technologies' social networking invention</b>, including the false claims that the technology is "open source."</p> <p>"Accenture to Take Over Fixing HealthCare.gov Website" by Stephanie Armour, <i>The Wall Street Journal</i>, Jan. 12, 2014<br/> <a href="http://online.wsj.com/news/articles/SB10001424052702303819704579316944287311118">http://online.wsj.com/news/articles/SB10001424052702303819704579316944287311118</a>.</p>   |
| b.  | <b>athenahealth Inc.</b> | <p>Founded by <b>Todd Y. Park, Barack Obama's current U.S. Chief Technology Officer, former chief technology officer at U.S. Health &amp; Human Services, chief architect of HealthCare.gov</b>. athenahealth [sic] makes claims that social networking technology is "open source" without justification.</p> <p><b>Robert Kocher MD</b>, Pres. <b>Obamacare</b> architect and member of the <b>National Economic Council</b> led by <b>Lawrence "Larry" Summers</b> is a director of U.S. CTO <b>Todd Y. Park's Castlight Health</b>. Park's brother <b>David Y. Park</b> is chief operating officer of athenahealth. <b>Ann H. Lamont, Meritech Management</b>, a large <b>Facebook</b> investor, is also a Castlight Health director.</p> <p>Obama's Chief Tech Officer Todd Y. Park Mired in Conflicts of Interest - Park misled the House Oversight Committee about his knowledge and role in HealthCare.gov" by <i>Americans For Innovation</i>, Nov. 15, 2013<br/> <a href="http://americans4innovation.blogspot.com/2013/11/obamas-chief-tech-">http://americans4innovation.blogspot.com/2013/11/obamas-chief-tech-</a></p> |

# Fidelity Contrafund 12-31-2012

FCNTX

# Fidelity Contrafund K 12-31-2012

FCNKX

FCNTX and/or FCNKX held by **Leader v. Facebook** judges &

Obama administration officials:

1. **John G. Roberts, Jr.**, Supreme Court
2. **Kimberly A. Moore**, Federal Circuit
3. **Evan J. Wallach**, Federal Circuit
4. **Howard K. Koh**, Health & Human Services
5. **Eric H. Holder**, Attorney General
6. **John J. Sullivan**, Federal Election Commission
7. **Carmel M. Martin**, Education
8. **Ivan K. Fong**, Homeland Security
9. **Alison J. Nathan**, White House
10. **Denis R. McDonough**, White House

Other Fidelity "dark pool" funds held by judges and Obama cabinet:

1. **Leonard P. Stark**, Dist. Ct. Del.
2. **Stephen G. Breyer**, Sup. Crt.
3. **Clarence Thomas**, Sup. Crt.
4. **Rebecca M. Blank**, Com. Sec., USPTO
5. **Cameron F. Kerry**, Com. GC, USPTO
6. **Timothy Geitner**, Treas. Sec.
7. **Steven Chu**, Energ. Sec.
8. **David S. Kris**, Just.
9. **Donald M. Remy**, Army

**101 Obama Cabinet Members & 11 Federal Judges** involved with *Leader v. Facebook* hold one or more Fidelity Funds. 30+ Fidelity Funds invested (via Fid. Central Fund) in Facebook pre-IPO dark pools.

|    |                          |  |
|----|--------------------------|--|
|    |                          | <a href="#">officer-todd-y-park.html</a> >.  |
| c. | <b>Boston Scientific</b> | <p>Site of a Leader Technologies beta testing site in the fall of 2003 for its invention, now called "social networking," where companies owned by <b>Accel Partners LLP</b> elicited trade secrets information just a month before Mark Zuckerberg hacked into the Harvard House sites on Oct. 28, 2003. Several months later, Facebook was on the market, supported by <b>Facebook's</b> largest shareholder and director, <b>Accel Partners, James W. Breyer</b>, Managing Partner, along with <b>Facebook</b> director <b>Reid Hoffman</b>, also CEO of <b>LinkedIn</b>, and along with one of <b>Facebook's</b> largest shareholders and director, <b>Peter Thiel</b>.</p> <p><i>See Leader Technologies, Inc. v. Facebook, Inc.</i>, 08-cv-862-JJF-LPS (D.Del. 2008) Trial Transcripts; <i>See also Leader v. Facebook</i> FULL DOCKET Case 08-cv-862 JJF/LPS (D.Del. 2008) &lt;<a href="http://www.scribd.com/doc/61256189/Leader-v-Facebook-FULL-DOCKET-Case-08-cv-862-JJF-LPS-D-Del-2008">http://www.scribd.com/doc/61256189/Leader-v-Facebook-FULL-DOCKET-Case-08-cv-862-JJF-LPS-D-Del-2008</a>&gt;.</p> |
| d. | <b>Charles Schwab</b>    | <p>Given the number of funds (<b>Fidelity, T.RowePrice, Blackrock, Goldman Sachs, Morgan Stanley, JPMorgan</b>, etc.) in which Schwab invests co-terminously with various members of the Facebook cartel, a reasonable person will assume by inference that Schwab has inside knowledge of which funds would benefit disproportionately by the <b>Facebook</b> IPO et al.</p>  |
| e. | <b>Dropbox, Inc.</b>     | <p>This company is funded by <b>Facebook's former director and largest shareholder James W. Breyer, Accel Partners LLP</b>, and <b>Goldman Sachs</b>, among others.</p> <p><a href="http://www.crunchbase.com/company/dropbox">http://www.crunchbase.com/company/dropbox</a></p>   |
| f. | <b>Expedia</b>           | <p>Notoriously known to be owned by <b>Microsoft</b>, one of <b>Facebook's</b> largest shareholders. Microsoft is a "Leader" in the "Leaders Circle" at the <b>Federal Circuit Bar Association</b>. Microsoft was formerly represented by <b>Thomas G. Hungar</b> of <b>Gibson Dunn LLP</b> during the <i>Microsoft v. i4i</i> proceedings. Hungar also represented the Federal Circuit judges and the Federal Circuit Bar Association in a 2010 conflicts of interest matter, yet failed to disclose these conflicts of interest when the <i>Leader v. Facebook</i> matter came before the Federal Circuit.</p>   |

# Fidelity Contrafund 12-31-2012

FCNTX

# Fidelity Contrafund K 12-31-2012

FCNKX

FCNTX and/or FCNKX held by **Leader v. Facebook** judges &

Obama administration officials:

1. **John G. Roberts, Jr.**, Supreme Court
2. **Kimberly A. Moore**, Federal Circuit
3. **Evan J. Wallach**, Federal Circuit
4. **Howard K. Koh**, Health & Human Services
5. **Eric H. Holder**, Attorney General
6. **John J. Sullivan**, Federal Election Commission
7. **Carmel M. Martin**, Education
8. **Ivan K. Fong**, Homeland Security
9. **Alison J. Nathan**, White House
10. **Denis R. McDonough**, White House

Other Fidelity "dark pool" funds held by judges and Obama cabinet:

1. **Leonard P. Stark**, Dist. Ct. Del.
2. **Stephen G. Breyer**, Sup. Ct.
3. **Clarence Thomas**, Sup. Ct.
4. **Rebecca M. Blank**, Com. Sec., USPTO
5. **Cameron F. Kerry**, Com. GC, USPTO
6. **Timothy Geitner**, Treas. Sec.
7. **Steven Chu**, Energ. Sec.
8. **David S. Kris**, Just.
9. **Donald M. Remy**, Army

**101 Obama Cabinet Members & 11 Federal Judges** involved with *Leader v. Facebook* hold one or more Fidelity Funds. 30+ Fidelity Funds invested (via Fid. Central Fund) in Facebook pre-IPO dark pools.

Microsoft. The Federal Circuit Bar Association, "Leaders Circle" Webpage, Accessed Sep. 30, 2012 <<http://www.scribd.com/doc/108466240/The-Federal-Circuit-Bar-Association-Leaders-Circle-Webpage-Accessed-Sep-30-2012>>.

## g. Facebook

On July 27, 2010, found guilty of infringing **Leader Technologies, Inc. U.S. Patent No. 7,139,761** on 11 of 11 claims. The verdict was split with a ruling of on-sale bar. However, Facebook presented no hard evidence and failed to perform any of the well-settled tests, e.g. *Pfaff Electronics* and *Group One v. Hallmark Cards*. The Federal Circuit affirmed the lower court after rejecting the lower court's arguments for on-sale bar and fabricating new evidence on argument for Facebook in the secrecy of chambers, without a hearing. Chief Justice **John G. Roberts** refused to take Leader Technologies' Petition for Writ of Certiorari.

Tellingly, the judges in this case hold this Fidelity Contrafund stock, namely Chief Justice John G. Roberts, Federal Circuit Judge **Kimberly A. Moore** and Federal Circuit Judge **Evan J. Wallach**.

It is notoriously known that during the pendency of the *Leader v. Facebook* trial, President Obama's political organization via **Obama for America** and **Organizing for America** exploited over 47 million "likes" on Facebook, an infringed technology, to raise money and influence voters in the 2008 and 2012 elections.

Petition for Writ of Certiorari *Leader Technologies, Inc., v. Facebook, Inc.* No. 12-617, Nov. 16, 2012 <<http://www.scribd.com/doc/113545399/Petition-for-Writ-of-Certiorari-Leader-Technologies-Inc-v-Facebook-Inc-No-12-617-U-S-Supreme-Court-Nov-16-212-clickable-citations>>.

Organizing for Action: Our Founding Members. ORGANIZING for ACTION. Apr. 12, 2013. Accessed by May 25, 2013 <<http://www.barackobama.com/founding-members>>.

Barack Obama. Facebook Fan Page. Accessed May 25, 2013 <<https://www.facebook.com/barackobama/>>; See also Apr. 16, 2013 capture online <<http://www.scribd.com/doc/144490626/Barack-Obama-Facebook>>.

# Fidelity Contrafund 12-31-2012

FCNTX

# Fidelity Contrafund K 12-31-2012

FCNKX

FCNTX and/or FCNKX held by **Leader v. Facebook** judges &

Obama administration officials:

1. **John G. Roberts, Jr.**, Supreme Court
2. **Kimberly A. Moore**, Federal Circuit
3. **Evan J. Wallach**, Federal Circuit
4. **Howard K. Koh**, Health & Human Services
5. **Eric H. Holder**, Attorney General
6. **John J. Sullivan**, Federal Election Commission
7. **Carmel M. Martin**, Education
8. **Ivan K. Fong**, Homeland Security
9. **Alison J. Nathan**, White House
10. **Denis R. McDonough**, White House

Other Fidelity "dark pool" funds held by judges and Obama cabinet:

1. **Leonard P. Stark**, Dist. Ct. Del.
2. **Stephen G. Breyer**, Sup. Ct.
3. **Clarence Thomas**, Sup. Ct.
4. **Rebecca M. Blank**, Com. Sec., USPTO
5. **Cameron F. Kerry**, Com. GC, USPTO
6. **Timothy Geitner**, Treas. Sec.
7. **Steven Chu**, Energ. Sec.
8. **David S. Kris**, Just.
9. **Donald M. Remy**, Army

**101 Obama Cabinet Members & 11 Federal Judges** involved with *Leader v. Facebook* hold one or more Fidelity Funds. 30+ Fidelity Funds invested (via Fid. Central Fund) in Facebook pre-IPO dark pools.

[Screen-Capture-Apr-16-2013-11-36am-AM-EDT](#)>.

Barack Obama Contributors, 2012 Federal Election Cycle, Cooley Godward Kronish LLP (Facebook attorneys; adviser to Barack Obama on the judicial appointments of Leonard P. Stark and Evan J. Wallach) donors through 12/31/2012 <<http://www.fec.gov/disclosurep/national.do>>.

|    |               |  |
|----|---------------|--|
| h. | Fidelity      | <p>Fund manager <b>Robert C. Ketterson</b> is a business and investing partner with <b>Facebook's</b> largest shareholder and former chairman, <b>James W. Breyer</b>, <b>Accel Partners LLC</b>. Breyer and Ketterson served for years as director of the <b>National Venture Capital Association</b> which also included <b>Vanguard's Anne Rockhold</b> (now CFO of Accel Partners LLP) and <b>Ann H. Lamont</b>, director of U.S. CTO <b>Todd Y. Park's</b> companies <b>athenahealth</b> and <b>Castlight Health</b> which are embroiled in current <b>Obamacare</b> and <b>HealthCare.gov</b> scandals. Lamont serves as a director of athenahealth and Castlight Health with <b>Robert Kocher</b>, Obamacare architect and member of the <b>National Economic Council</b> with <b>Lawrence "Larry" Summers</b>, former director of the Council where he oversaw the bailout of <b>Facebook</b> underwriters and large shareholders, <b>Goldman Sachs</b> and <b>Morgan Stanley</b> under the direction of <b>JPMorgan Chase</b> and <b>Jamie Dimon</b>.</p>   |
| i. | Goldman Sachs | <p><b>Facebook's</b> underwriter and large investor, notoriously known. Goldman also received a \$13+ billion 2008 stimulus grant which was overseen by Facebook collaborator <b>Lawrence "Larry" Summers</b>, who had just recently received hundreds of thousands in speaking stipends from Goldman earlier that year, among other perks. Goldman is also notoriously known to be a Moscow, Russia business partner with Russian oligarchs <b>Alisher Usmanov</b> and <b>Yuri Milner</b>. Yuri Milner is a World Bank protégé of Summers and was teamed with Facebook COO <b>Sheryl K. Sandberg</b>.</p> <p>Briefing for Representative Jim Jordan (OH) - HOUSE OVERSIGHT COMMITTEE - American and Russian Opportunists Undermining U.S. Sovereignty and Corrupting U.S. Financial and Judicial Systems, Oct. 19, 2012<br/>&lt;<a href="http://www.scribd.com/doc/110575673/Briefing-for-Representative-Jim-Jordan-OH-HOUSE-OVERSIGHT-COMMITTEE-American-and-Russian">http://www.scribd.com/doc/110575673/Briefing-for-Representative-Jim-Jordan-OH-HOUSE-OVERSIGHT-COMMITTEE-American-and-Russian</a>&gt;</p> |

**Fidelity Contrafund** 12-31-2012

**FCNTX**

**Fidelity Contrafund K** 12-31-2012

**FCNKX**

FCNTX and/or FCNKX held by **Leader v. Facebook** judges &

Obama administration officials:

1. **John G. Roberts, Jr.**, Supreme Court
2. **Kimberly A. Moore**, Federal Circuit
3. **Evan J. Wallach**, Federal Circuit
4. **Howard K. Koh**, Health & Human Services
5. **Eric H. Holder**, Attorney General
6. **John J. Sullivan**, Federal Election Commission
7. **Carmel M. Martin**, Education
8. **Ivan K. Fong**, Homeland Security
9. **Alison J. Nathan**, White House
10. **Denis R. McDonough**, White House

Other Fidelity “dark pool” funds held by judges and Obama cabinet:

1. **Leonard P. Stark**, Dist. Ct. Del.
2. **Stephen G. Breyer**, Sup. Ct.
3. **Clarence Thomas**, Sup. Ct.
4. **Rebecca M. Blank**, Com. Sec., USPTO
5. **Cameron F. Kerry**, Com. GC, USPTO
6. **Timothy Geitner**, Treas. Sec.
7. **Steven Chu**, Energ. Sec.
8. **David S. Kris**, Just.
9. **Donald M. Remy**, Army

**101 Obama Cabinet Members & 11 Federal Judges** involved with *Leader v. Facebook* hold one or more Fidelity Funds. 30+ Fidelity Funds invested (via Fid. Central Fund) in Facebook pre-IPO dark pools.

|    |     |   |
|----|-----|---|
|    |     | <a href="#">Opportunists-Undermining-U-S-Sovereignty-and-Corruptin&gt;</a> .  |
| j. | IBM | <p>IBM sold <b>Facebook</b> 750 patents during the pendency of <i>Leader v. Facebook</i>. The former Director of the U.S. Patent Office, <b>David J. Kappos</b>, systematically failed to disclose his bias toward Facebook’s and IBM’s interests regarding all matters related to Facebook’s intellectual property claims; neither has <b>USPTO</b> staff. Additionally, Facebook’s patent counsel in these IBM transactions is <b>Fenwick &amp; West LLP</b> who has substantial conflicts of interest since the firm formerly represented <b>Leader Technologies, Inc.</b> in 2002-2003—the company whose social networking technology is being infringed by Facebook.</p> <p>Prior to leaving his post as Director of the Patent Office, David J. Kappos ordered an unprecedented third reexamination of <i>Leader Technologies’</i> U.S. Patent No. 7,139,761 using arguments identical to those that Facebook lost on at trial and in two previous reexaminations. Magically, the Examiner accepted ALL of Facebook’s arguments the fourth time around and is attempting to invalidate the entire patent, even claims that were not asserted at trial.</p> <p>In addition, former IBMer David J. Kappos established a Patent Office Facebook page for over 10,000 employees during the pendency of the <i>Leader v. Facebook</i> case.</p> <p>Petition for Writ of Certiorari <i>Leader Technologies, Inc., v. Facebook, Inc.</i> No. 12-617, Nov. 16, 2012 &lt;<a href="http://www.scribd.com/doc/113545399/Petition-for-Writ-of-Certiorari-Leader-Technologies-Inc-v-Facebook-Inc-No-12-617-U-S-Supreme-Court-Nov-16-212-clickable-citations">http://www.scribd.com/doc/113545399/Petition-for-Writ-of-Certiorari-Leader-Technologies-Inc-v-Facebook-Inc-No-12-617-U-S-Supreme-Court-Nov-16-212-clickable-citations</a>&gt;; See also PATENT OFFICE REMOVES CRITICAL LEADER V. FACEBOOK DISCLOSURE ITEMS by Americans For Innovation, Aug. 15, 2013 &lt;<a href="http://americans4innovation.blogspot.com/2013/08/uspto-conduct-parallels-foia.html">http://americans4innovation.blogspot.com/2013/08/uspto-conduct-parallels-foia.html</a>&gt;.</p> <p>“Patent Office Removes Critical <i>Leader v. Facebook</i> Disclosure Items” by <i>Americans For Innovation</i>, Aug. 15, 2013 &lt;<a href="http://americans4innovation.blogspot.com/2013/08/uspto-conduct-parallels-foia.html">http://americans4innovation.blogspot.com/2013/08/uspto-conduct-parallels-foia.html</a>&gt;; See also Kathryn W. Siehndel, FOIA Deputy Counsel, U.S. Patent</p> |



**Fidelity Contrafund** 12-31-2012

**FCNTX**

**Fidelity Contrafund K** 12-31-2012

**FCNKX**

FCNTX and/or FCNKX held by **Leader v. Facebook** judges &

Obama administration officials:

1. **John G. Roberts, Jr.**, Supreme Court
2. **Kimberly A. Moore**, Federal Circuit
3. **Evan J. Wallach**, Federal Circuit
4. **Howard K. Koh**, Health & Human Services
5. **Eric H. Holder**, Attorney General
6. **John J. Sullivan**, Federal Election Commission
7. **Carmel M. Martin**, Education
8. **Ivan K. Fong**, Homeland Security
9. **Alison J. Nathan**, White House
10. **Denis R. McDonough**, White House

Other Fidelity "dark pool" funds held by judges and Obama cabinet:

1. **Leonard P. Stark**, Dist. Ct. Del.
2. **Stephen G. Breyer**, Sup. Ct.
3. **Clarence Thomas**, Sup. Ct.
4. **Rebecca M. Blank**, Com. Sec., USPTO
5. **Cameron F. Kerry**, Com. GC, USPTO
6. **Timothy Geitner**, Treas. Sec.
7. **Steven Chu**, Energ. Sec.
8. **David S. Kris**, Just.
9. **Donald M. Remy**, Army

**101 Obama Cabinet Members & 11 Federal Judges** involved with *Leader v. Facebook* hold one or more Fidelity Funds. 30+ Fidelity Funds invested (via Fid. Central Fund) in Facebook pre-IPO dark pools.

|    |                |   |
|----|----------------|---|
|    |                | <p>Office FOIA Response re. <i>Leader v. Facebook</i>, F-13-00218, Aug. 7, 2013 &lt;<a href="http://www.scribd.com/doc/160572991/Patent-Office-FOIA-Response-re-Leader-v-Facebook-F-13-00218-Aug-7-2013">http://www.scribd.com/doc/160572991/Patent-Office-FOIA-Response-re-Leader-v-Facebook-F-13-00218-Aug-7-2013</a>&gt;; also available at &lt;<a href="https://docs.google.com/file/d/0B2SfG2nEsMfqSWQ5SLJkbERjNOU/edit?usp=sharing">https://docs.google.com/file/d/0B2SfG2nEsMfqSWQ5SLJkbERjNOU/edit?usp=sharing</a>&gt; and &lt;<a href="http://www.leader.com/docs/Patent-Office-FOIA-Response-re-Leader-v-Facebook-F-13-00218-Aug-7-2013.pdf">http://www.leader.com/docs/Patent-Office-FOIA-Response-re-Leader-v-Facebook-F-13-00218-Aug-7-2013.pdf</a>&gt;.</p> <p>U.S. PATENT OFFICE PRESS RELEASE ANNOUNCING ITS FACEBOOK PAGE, MAY 20, 2010: "US Patent Office Page on Facebook." USPTO Press Release, May 20, 2010 &lt;<a href="http://www.scribd.com/doc/161914552/US-Patent-Office-Page-on-Facebook-USPTO-Press-Release-May-20-2010">http://www.scribd.com/doc/161914552/US-Patent-Office-Page-on-Facebook-USPTO-Press-Release-May-20-2010</a>&gt;; See also &lt;<a href="https://docs.google.com/file/d/0B2SfG2nEsMfqa3A1YjR1OC1sM3c/edit?usp=sharing">https://docs.google.com/file/d/0B2SfG2nEsMfqa3A1YjR1OC1sM3c/edit?usp=sharing</a>&gt;.</p>   |
| k. | JPMorgan Chase | <p>Notoriously known to be directing the investing activities of <b>Morgan Stanley, T. Rowe Price, Goldman Sachs</b> regarding all things <b>Facebook</b> via Chairman <b>Jamie Dimon</b>. <b>Castlight Health</b> and <b>athenahealth</b> Director <b>Ann H. Lamont</b> is married to <b>Edward "Ned" Lamont</b>, grandson of the founder of JPMorgan, <b>Thomas W. Lamont</b>. <b>Castlight Health</b> and <b>athenahealth</b> are embroiled in the <b>Obamacare</b> and <b>HealthCare.gov</b> scandal. U.S. CTO <b>Todd Y. Park</b> is founder of both <b>athenahealth</b> and <b>Castlight Health</b>. Park's brother, <b>David Y. Park</b>, is the current chief operating officer at <b>athenahealth</b>. Todd Y. Park has advised the Obama administration that they are clear to make the claim that <b>HealthCare.gov</b> technology is open source, despite the evident <i>Leader v. Facebook</i> frauds, among others. The Lamont's hold substantial amounts of <b>Goldman Sachs, JPMorgan</b> and <b>Morgan Stanley</b> holdings which benefited remarkably from Facebook transactions.</p> <p>Ann Huntress Lamont (a.k.a. Ann H. Lamont) and Edward M. ("Ned") investments in Facebook Club Funds, invested by 2006, prepared Nov. 26, 2013 &lt;<a href="http://www.scribd.com/doc/187452662/Ann-Huntress-Lamont-a-k-a-Ann-H-Lamont-and-Edward-M-Ned-investments-in-Facebook-Club-Funds-invested-by-2006-prepared-Nov-26-2013">http://www.scribd.com/doc/187452662/Ann-Huntress-Lamont-a-k-a-Ann-H-Lamont-and-Edward-M-Ned-investments-in-Facebook-Club-Funds-invested-by-2006-prepared-Nov-26-2013</a>&gt;; See also &lt;<a href="https://docs.google.com/file/d/0B2SfG2nEsMfqckwwdGg2Yy10NWs/edit">https://docs.google.com/file/d/0B2SfG2nEsMfqckwwdGg2Yy10NWs/edit</a>&gt;.</p> |

# Fidelity Contrafund 12-31-2012

FCNTX

# Fidelity Contrafund K 12-31-2012

FCNKX

FCNTX and/or FCNKX held by **Leader v. Facebook** judges &

Obama administration officials:

1. **John G. Roberts, Jr.**, Supreme Court
2. **Kimberly A. Moore**, Federal Circuit
3. **Evan J. Wallach**, Federal Circuit
4. **Howard K. Koh**, Health & Human Services
5. **Eric H. Holder**, Attorney General
6. **John J. Sullivan**, Federal Election Commission
7. **Carmel M. Martin**, Education
8. **Ivan K. Fong**, Homeland Security
9. **Alison J. Nathan**, White House
10. **Denis R. McDonough**, White House

Other Fidelity “dark pool” funds held by judges and Obama cabinet:

1. **Leonard P. Stark**, Dist. Ct. Del.
2. **Stephen G. Breyer**, Sup. Ct.
3. **Clarence Thomas**, Sup. Ct.
4. **Rebecca M. Blank**, Com. Sec., USPTO
5. **Cameron F. Kerry**, Com. GC, USPTO
6. **Timothy Geitner**, Treas. Sec.
7. **Steven Chu**, Energ. Sec.
8. **David S. Kris**, Just.
9. **Donald M. Remy**, Army

**101 Obama Cabinet Members & 11 Federal Judges** involved with *Leader v. Facebook* hold one or more Fidelity Funds. 30+ Fidelity Funds invested (via Fid. Central Fund) in Facebook pre-IPO dark pools.

|    |                                 |  |
|----|---------------------------------|--|
| I. | <b>LinkedIn Corp.</b>           | <b>Facebook director Reid Hoffman</b> is the founder and CEO of LinkedIn. It now notoriously known that Hoffman provided business coaching and early financing to <b>Mark Zuckerberg</b> while he was still a student at Harvard in 2003. LinkedIn software mimics Facebook’s functionality, perhaps this is no coincidence.   |
| m. | <b>Morgan Stanley</b>           | <b>Facebook’s</b> underwriter and large investor, notoriously known. Morgan Stanley also received a \$13+ billion 2008 stimulus grant which was overseen by Facebook collaborator <b>Lawrence “Larry” Summers</b> , who had just recently received hundreds of thousands in speaking stipends from Morgan Stanley compatriots at Goldman Sachs earlier that year, among other perks. Summers counts Facebook COO <b>Sheryl K. Sandberg</b> as his protégé and former employee at the <b>World Bank</b> and <b>U.S. Treasury</b> .  |
| n. | <b>State Street Corporation</b> | Fellow recipient with <b>Goldman Sachs</b> and <b>Morgan Stanley</b> of approximately \$33 billion (collectively) in 2008 stimulus funds overseen by <b>Facebook</b> collaborator <b>Lawrence “Larry” Summers</b> , who had just recently received hundreds of thousands in speaking stipends from Goldman earlier that year, among other perks.   |
| o. | <b>T. Rowe Price</b>            | Purchased a 5.2% stake in <b>Facebook’s</b> private, pre-IPO “dark pools” stock, as notoriously disclosed in the Facebook S-1 Registration. Also heavily invested in <b>U.S. CTO Todd Y. Park’s</b> companies <b>athenahealth</b> and <b>Castlight Health</b> , two companies closely associated with <b>Obamacare</b> and the current administration.   |
| p. | <b>Tesla Motors, Inc.</b>       | <b>Michael G. Rhodes, Cooley Godward LLP, Facebook’s</b> litigator in <i>Leader Technologies, Inc. v. Facebook, Inc.</i> , cv-08-862-JJF-LPS (D. Del. 2008), was appointed Chief Counsel to <b>Tesla Motors</b> , five months before the trial. Tesla Motors received \$465 million in energy stimulus funds at the recommendation of <b>McBee Strategic LLC</b> and <b>Michael Sheehy</b> , former National Security Adviser for House Speaker <b>Nancy Pelosi</b> .<br><br>Zusha Elinson. “Michael Rhodes (Cooley Godward LLP, Tesla Motors).” <i>The Recorder</i> , www.callaw.com, Feb. 22, 2010<br>< <a href="http://www.cooley.com/files/Rhodes.The%20Recorder.2.22.10.pdf">http://www.cooley.com/files/Rhodes.The%20Recorder.2.22.10.pdf</a> >. See also< <a 479="" 516="" 947="" 963"="" data-label="Page-Footer" href="http://www.scribd.com/doc/144432049/Zusha-Elinson-%E2%80%9CMichael-&lt;/a&gt;&lt;/td&gt; &lt;/tr&gt; &lt;/table&gt; &lt;/div&gt; &lt;div data-bbox="> <p>-11-</p> </a> |

# Fidelity Contrafund 12-31-2012

FCNTX

# Fidelity Contrafund K 12-31-2012

FCNKX

FCNTX and/or FCNKX held by **Leader v. Facebook** judges &

Obama administration officials:

1. **John G. Roberts, Jr.**, Supreme Court
2. **Kimberly A. Moore**, Federal Circuit
3. **Evan J. Wallach**, Federal Circuit
4. **Howard K. Koh**, Health & Human Services
5. **Eric H. Holder**, Attorney General
6. **John J. Sullivan**, Federal Election Commission
7. **Carmel M. Martin**, Education
8. **Ivan K. Fong**, Homeland Security
9. **Alison J. Nathan**, White House
10. **Denis R. McDonough**, White House

Other Fidelity "dark pool" funds held by judges and Obama cabinet:

1. **Leonard P. Stark**, Dist. Ct. Del.
2. **Stephen G. Breyer**, Sup. Ct.
3. **Clarence Thomas**, Sup. Ct.
4. **Rebecca M. Blank**, Com. Sec., USPTO
5. **Cameron F. Kerry**, Com. GC, USPTO
6. **Timothy Geitner**, Treas. Sec.
7. **Steven Chu**, Energ. Sec.
8. **David S. Kris**, Just.
9. **Donald M. Remy**, Army

**101 Obama Cabinet Members & 11 Federal Judges** involved with *Leader v. Facebook* hold one or more Fidelity Funds. 30+ Fidelity Funds invested (via Fid. Central Fund) in Facebook pre-IPO dark pools.

|    |              |   |
|----|--------------|---|
|    |              | <p>Rhodes-THE-RECORDER-Feb-22-2010-Accessed-May-29-2013&gt;.</p> <p>Petition for Writ of Certiorari <i>Leader Technologies, Inc., v. Facebook, Inc.</i> No. 12-617, Nov. 16, 2012 &lt;<a href="http://www.scribd.com/doc/113545399/Petition-for-Writ-of-Certiorari-Leader-Technologies-Inc-v-Facebook-Inc-No-12-617-U-S-Supreme-Court-Nov-16-212-clickable-citations">http://www.scribd.com/doc/113545399/Petition-for-Writ-of-Certiorari-Leader-Technologies-Inc-v-Facebook-Inc-No-12-617-U-S-Supreme-Court-Nov-16-212-clickable-citations</a>&gt;</p>   |
| q. | Wal-Mart     | <p><b>Facebook's</b> largest investor and director, <b>James W. Breyer, Accel Partners LLP</b>, was also a director at Wal-Mart and was responsible for a deep embedding of Facebook technology in the Wal-Mart site. Breyer resigned as a long time director of Wal-Mart after the <b>Mexican bribery scandal</b> was uncovered.</p> <p>"Vast Mexico Bribery Case Hushed Up by Wal-Mart After Top-Level Struggle - Confronted with evidence of widespread corruption in Mexico, top Wal-Mart executives focused more on damage control than on rooting out wrongdoing, an examination by The New York Times found" by David Barstow, <i>The New York Times</i>, Apr. 21, 2012 &lt;<a href="http://www.nytimes.com/2012/04/22/business/at-wal-mart-in-mexico-a-bribe-inquiry-silenced.html?pagewanted=all&amp; r=0">http://www.nytimes.com/2012/04/22/business/at-wal-mart-in-mexico-a-bribe-inquiry-silenced.html?pagewanted=all&amp; r=0</a>&gt;.</p> |
| r. | Workday Inc. | <p>This company is financed by principal Facebook investors and underwriters, including <b>T. Rowe Price</b> and <b>Morgan Stanley</b>.</p> <p><a href="http://www.crunchbase.com/company/workday">http://www.crunchbase.com/company/workday</a></p>  |

# Fidelity Contrafund 12-31-2012

FCNTX

# Fidelity Contrafund K 12-31-2012

FCNKX

FCNTX and/or FCNKX held by *Leader v. Facebook* judges &

Obama administration officials:

1. **John G. Roberts, Jr.**, Supreme Court
2. **Kimberly A. Moore**, Federal Circuit
3. **Evan J. Wallach**, Federal Circuit
4. **Howard K. Koh**, Health & Human Services
5. **Eric H. Holder**, Attorney General
6. **John J. Sullivan**, Federal Election Commission
7. **Carmel M. Martin**, Education
8. **Ivan K. Fong**, Homeland Security
9. **Alison J. Nathan**, White House
10. **Denis R. McDonough**, White House

Other Fidelity “dark pool” funds held by judges and Obama cabinet:

1. **Leonard P. Stark**, Dist. Ct. Del.
2. **Stephen G. Breyer**, Sup. Ct.
3. **Clarence Thomas**, Sup. Ct.
4. **Rebecca M. Blank**, Com. Sec., USPTO
5. **Cameron F. Kerry**, Com. GC, USPTO
6. **Timothy Geitner**, Treas. Sec.
7. **Steven Chu**, Energ. Sec.
8. **David S. Kris**, Just.
9. **Donald M. Remy**, Army

**101 Obama Cabinet Members & 11 Federal Judges** involved with *Leader v. Facebook* hold one or more Fidelity Funds. 30+ Fidelity Funds invested (via Fid. Central Fund) in Facebook pre-IPO dark pools.

## Evidence Resources:

1. **Conflicts Analysis:** The most comprehensive archive of judicially recognizable source material and conflicts of interest analysis is accessible from the *Leader v. Facebook* investigative news reporting Google search tool at <http://americans4innovation.blogspot.com>.
2. **FCNTX Fidelity® Contrafund® Annual Report, December 31, 2012**, Posted March 01, 2013, Fidelity, accessed Jan. 17, 2014 <<https://fundresearch.fidelity.com/mutual-funds/view-all/316071109#composition>> (Select “Prospectus & Reports,” then select “Annual Report” tab).
3. **FCNKX Fidelity Contrafund Class K Annual Report, December 31, 2012**, Posted March 01, 2013 <<https://www.actionsxchangerepository.fidelity.com/ShowDocument/ComplianceEnvelope.htm?fax=-18%2342%23-61%23-110%23114%2378%23117%2320%23-1%2396%2339%23-62%23-21%2386%23-100%2337%2316%2335%23-68%2391%23-66%2354%23103%23-16%2369%23-30%2358%23-20%2376%23-84%23-11%23-87%230%23-50%23-20%23-92%23-98%23-116%23-28%2358%23-87%23104%2321%23-22%2311%23113%2329%2375%23-58%23126%2369%2339%23-94%2329%2339%23-65%2339%23-45%23-127%23-71%23101%23-100%23-56%23-33%2371%23107%23-82%23-3%23-86%23-27%23-57%23-125%2349%23-121%23-72%23-85%23-43%23-13%23-120%2388%23-41%23-122%2320%2389%2392%239%2377%23101%2359%236%23106%2330%2335%2358%23-105%23-42%2357%2363%2334%233%23102%2339%23-57%23107%23>>; See also <<http://quote.morningstar.com/fund-filing/Annual-Report/2012/12/31/t.aspx?t=FCNKX&ft=N-CSR&d=5e15bb3e4140606d3b05b7aa21813c71>>
4. **FCNTX Fidelity Contrafund, FCNKX Fidelity Contrafund Class K, U.S. Securities & Exchange Commission, EDGAR**, accessed Jan. 17, 2014 <<http://www.sec.gov/Archives/edgar/data/24238/000079542212000136/0000795422-12-000136-index.htm> CIK [0000024238](http://www.sec.gov/Archives/edgar/data/24238/000079542212000136/0000795422-12-000136-index.htm) | Series [S000006037](http://www.sec.gov/Archives/edgar/data/24238/000079542212000136/0000795422-12-000136-index.htm) Fidelity Contrafund | Class/Contract [C000016601](http://www.sec.gov/Archives/edgar/data/24238/000079542212000136/0000795422-12-000136-index.htm) FCNTX | Class K Class/Contract [C000064233](http://www.sec.gov/Archives/edgar/data/24238/000079542212000136/0000795422-12-000136-index.htm) FCNKX.

# Fidelity Spartan US Bond Index Investor

2-28-2013

## FBIDX

FBIDX and Fidelity funds held by **Leader v. Facebook** judges & Obama administration officials:

- **Kimberly A. Moore**, Federal Circuit Court of Appeals (FBIDX)

**101 Obama Cabinet Members & 11 Federal Judges** involved with *Leader v. Facebook* hold one or more Fidelity Funds. 30+ Fidelity Funds invested in Facebook pre-IPO dark pools.

**Yellow Highlight** = Notorious Facebook collaborator

Summary of Facebook conflicts of interests.  
Code of Conduct for United States Judges:

“Avoid even the appearance of impropriety.”

| No. | Conflict             | Notorious Facebook collaborators in whom T. Rowe Price also holds shares and other rights. | Principle Amts.(000s) | Values         |
|-----|----------------------|--|-----------------------|----------------|
| 1   | FB Dark Pools        | <b>Blackrock, Inc. (i)</b>   | See attached          | \$ 10,354,000  |
| 2   | FB Dark Pools        | <b>Goldman Sachs (GS) Mortgage Securities Trust (ii)</b>                                   | See attached          | 279,000        |
| 3   | FB Dark Pools        | <b>Goldman Sachs Group, Inc. (ii)</b>  | See attached          | 12,407,000     |
| 4   | Leader* patent theft | <b>IBM Corp. (iii)</b>   | See attached          | 30,150,000     |
| 5   | FB Dark Pools        | <b>JPMorgan Chase &amp; Co. (iv)</b>   | See attached          | 4,082,00       |
| 6   | FB Dark Pools        | <b>JPMorgan Chase Bank (iv)</b>  | See attached          | 8,377,000      |
| 7   | FB Dark Pools        | <b>JPMorgan Chase Comm. Mort. Sec. Trust (vii)</b>   | See attached          | 32,776,000     |
| 8   | Leader* patent theft | <b>Microsoft Corp. (v)</b>   | See attached          | 8,313,000      |
| 9   | FB Dark Pools        | <b>Morgan Stanley (vi)</b>   | See attached          | 88,998,000     |
| 10  | FB Dark Pools        | <b>Morgan Stanley Capital I Trust (vi)</b>   | See attached          | 11,656,000     |
| 11  | FB Dark Pools        | <b>State Street Corp. (vii)</b>  | See attached          | 3,562,000      |
| 12  | FB Dark Pools        | <b>UBS AG Stamford Branch (viii)</b>   | See attached          | 5,427,000      |
| 13  | Leader* patent theft | <b>Wal-Mart Stores, Inc. (ix)</b>  | See attached          | 37,114         |
|     |                      |  |                       |                |
|     |                      | TOTAL  | N/A                   | \$ 212,336,114 |

\* Leader Technologies, Inc. U.S. Patent No. 7,139,761 for social networking.

# Fidelity Spartan US Bond Index Investor

2-28-2013

## FBIDX

FBIDX and Fidelity funds held by **Leader v. Facebook** judges & Obama administration officials:

- **Kimberly A. Moore**, Federal Circuit Court of Appeals (FBIDX)

**101 Obama Cabinet Members & 11 Federal Judges** involved with *Leader v. Facebook* hold one or more Fidelity Funds. 30+ Fidelity Funds invested in Facebook pre-IPO dark pools.

| Nonconvertible Bonds - continued                |                         |  |              |
|---|-------------------------|--|--------------|
|   | Principal Amount (000s) |  | Value (000s) |
| <b>CONSUMER STAPLES - continued</b>             |                         |  |              |
| <b>Food &amp; Staples Retailing - continued</b> |                         |  |              |
| Safeway, Inc. 5% 8/15/19                        | \$ 1,000                |  | \$ 1,092     |
| <b>Wal-Mart Stores, Inc.:</b>                   |                         |  |              |
| 2.8% 4/15/16                                    | 6,700                   |  | 7,133        |
| 3.2% 5/15/14                                    | 10,000                  |  | 10,342       |
| 5.625% 4/1/40                                   | 2,000                   |  | 2,513        |
| 5.625% 4/15/41                                  | 4,600                   |  | 5,813        |
| 6.5% 8/15/37                                    | 8,275                   |  | 11,313       |
| Walgreen Co.:                                   |                         |  |              |

| FINANCIALS - 8.8%                          |          |       |          |
|--|----------|-------|----------|
| Capital Markets - 1.2%                     |          |       |          |
| Bear Stearns Companies, Inc. 5 3% 10/30/15 |          | 1,159 | 1,284    |
| <b>BlackRock, Inc.:</b>                    |          |       |          |
| 1.375% 6/1/15                              |          | 3,000 | 3,052    |
| 4.25% 5/24/21                              |          | 6,500 | 7,302    |
| Franklin Resources, Inc. 1.375% 9/15/17    |          | 1,900 | 1,911    |
| <b>Goldman Sachs Group, Inc.:</b>          |          |       |          |
| 2.375% 1/22/18                             |          | 9,950 | 10,081   |
| 3.3% 5/3/15                                |          | 2,225 | 2,326    |
| 3.625% 2/7/16                              | \$ 5,000 |       | \$ 5,317 |
| 3.625% 1/22/23                             | 4,000    |       | 4,040    |
| 5.25% 7/27/21                              | 4,500    |       | 5,123    |
| 5.625% 1/15/17                             | 7,000    |       | 7,872    |
| 5.75% 1/24/22                              | 4,300    |       | 5,046    |
| 5.95% 1/18/18                              | 3,000    |       | 3,509    |
| 6% 6/15/20                                 | 1,650    |       | 1,969    |
| 6.15% 4/1/18                               | 7,451    |       | 8,805    |
| 6.75% 10/1/37                              | 14,860   |       | 16,853   |
| JPMorgan Chase & Co. 1.875% 3/20/15        | 4,000    |       | 4,082    |
| Lazard Group LLC:                          |          |       |          |

|                        |  |       |       |
|------------------------|--|-------|-------|
| <b>Morgan Stanley:</b> |  |       |       |
| 2.875% 1/24/14         |  | 5,000 | 5,093 |
| 2.875% 7/28/14         |  | 1,000 | 1,025 |
| 4.2% 11/20/14          |  | 7,250 | 7,598 |

# Fidelity Spartan US Bond Index Investor

2-28-2013

## FBIDX

FBIDX and Fidelity funds held by **Leader v. Facebook** judges & Obama administration officials:

- **Kimberly A. Moore**, Federal Circuit Court of Appeals (FBIDX)

**101 Obama Cabinet Members & 11 Federal Judges** involved with *Leader v. Facebook* hold one or more Fidelity Funds. 30+ Fidelity Funds invested in Facebook pre-IPO dark pools.

|   |  |       |       |
|---|--|-------|-------|
| 4.75% 4/1/14                              |  | 4,287 | 4,435 |
| 5.45% 1/9/17                              |  | 236   | 264   |
| 5.5% 7/28/21                              |  | 3,400 | 3,903 |
| 5.625% 9/23/19                            |  | 2,000 | 2,314 |
| 5.75% 1/25/21                             |  | 5,000 | 5,798 |
| 5.95% 12/28/17                            |  | 5,745 | 6,653 |
| 6% 5/13/14                                |  | 3,242 | 3,425 |
| 6% 4/28/15                                |  | 5,666 | 6,185 |
| 6.375% 7/24/42                            |  | 2,900 | 3,544 |
| 6.625% 4/1/18                             |  | 5,055 | 6,016 |
| 7.25% 4/1/32                              |  | 1,000 | 1,288 |
| 7.3% 5/13/19                              |  | 3,000 | 3,722 |
| Royal Bank of Scotland PLC 6.125% 1/11/21 |  | 3,700 | 4,479 |
| State Street Corp. 2.875% 3/7/16          |  | 3,340 | 3,562 |
| The Bank of New York Mellon Corp.:        |  |       |       |

### FINANCIALS - continued

#### Capital Markets - continued

|                         |  |        |         |
|-------------------------|--|--------|---------|
| UBS AG Stamford Branch: |  |        |         |
| 2.25% 1/28/14           |  | \$ 756 | \$ 767  |
| 3.875% 1/15/15          |  | 1,163  | 1,237   |
| 5.75% 4/25/18           |  | 830    | 987     |
| 5.875% 12/20/17         |  | 2,034  | 2,436   |
|                         |  |        | 200,475 |

|  |  |        |        |
|--|--|--------|--------|
| International Bank for Reconstruction & Development: |  |        |        |
| 0.875% 4/17/17                                       |  | 8,050  | 8,118  |
| 1% 9/15/16   |  | 9,000  | 9,132  |
| 2.375% 5/26/15                                       |  | 12,300 | 12,852 |
| JPMorgan Chase Bank 6% 10/1/17                       |  | 7,075  | 8,377  |
| KeyBank NA 5.8% 7/1/14                               |  | 1,109  | 1,183  |
| KeyCorp. 3.75% 8/13/15                               |  | 7,000  | 7,482  |

|                       |  |        |        |
|-----------------------|--|--------|--------|
| JPMorgan Chase & Co.: |  |        |        |
| 1.8% 1/25/18          |  | 16,250 | 16,342 |
| 2% 8/15/17            |  | 7,000  | 7,147  |
| 3.15% 7/5/16          |  | 1,500  | 1,588  |
| 3.25% 9/23/22         |  | 4,000  | 4,038  |
| 3.4% 6/24/15          |  | 10,710 | 11,317 |
| 3.7% 1/20/15          |  | 5,000  | 5,266  |
| 4.35% 8/15/21         |  | 2,000  | 2,206  |
| 4.5% 1/24/22          |  | 13,000 | 14,474 |
| 4.625% 5/10/21        |  | 1,500  | 1,695  |

# Fidelity Spartan US Bond Index Investor

2-28-2013

## FBIDX

FBIDX and Fidelity funds held by **Leader v. Facebook** judges & Obama administration officials:

- **Kimberly A. Moore**, Federal Circuit Court of Appeals (FBIDX)

**101 Obama Cabinet Members & 11 Federal Judges** involved with *Leader v. Facebook* hold one or more Fidelity Funds. 30+ Fidelity Funds invested in Facebook pre-IPO dark pools.

|                |  |        |        |
|----------------|--|--------|--------|
| 5.5% 10/15/40  |  | 5,700  | 6,782  |
| 5.6% 7/15/41   |  | 1,500  | 1,810  |
| 6.3% 4/23/19   |  | 10,000 | 12,251 |
| KfW:           |  |        |        |
| 0 5% 4/19/16   |  | 8,000  | 7,994  |
| 1% 1/12/15     |  | 38,700 | 39,137 |
| 2 125% 1/17/23 |  | 12,000 | 11,896 |
| 4% 1/27/20     |  | 3,000  | 3,476  |

| IT Services - 0.2%        |  |          |          |
|---------------------------|--|----------|----------|
| IBM Corp.:                |  |          |          |
| 1.25% 2/6/17              |  | 11,250   | 11,363   |
| 1.95% 7/22/16             |  | \$ 1,500 | \$ 1,558 |
| 7.625% 10/15/18           |  | 13,000   | 17,229   |
|                           |  |          | 30,150   |
| Office Electronics - 0.1% |  |          |          |
| Xerox Corp.:              |  |          |          |
| 4.25% 2/15/15             |  | 1,000    | 1,052    |
| 4.5% 5/15/21              |  | 4,000    | 4,229    |
| 5.625% 12/15/19           |  | 1,000    | 1,134    |
| 8.25% 5/15/14             |  | 3,902    | 4,228    |
|                           |  |          | 10,643   |
| Software - 0.1%           |  |          |          |
| Microsoft Corp.:          |  |          |          |
| 2.5% 2/8/16               |  | 2,000    | 2,104    |
| 2.95% 6/1/14              |  | 2,000    | 2,066    |
| 4.2% 6/1/19               |  | 2,000    | 2,301    |
| 5.3% 2/8/41               |  | 1,500    | 1,842    |
| Oracle Corp.:             |  |          |          |

|   |  |        |        |
|---|--|--------|--------|
| GS Mortgage Securities Trust sequential payer Series 2007-GG10 Class A2, 5.778% 8/10/45 |  | 275    | 279    |
| JPMorgan Chase Commercial Mortgage Securities Trust:                                    |  |        |        |
| sequential payer:   |  |        |        |
| Series 2006-CB14 Class A3B, 5.4965% 12/12/44 (e)  |  | 1,977  | 2,013  |
| Series 2006-LDP8 Class A4, 5.399% 5/15/45   |  | 808    | 916    |
| Series 2006-LDP9:   |  |        |        |
| Class A2, 5.134% 5/15/47 (e)  |  | 354    | 371    |
| Class A3, 5.336% 5/15/47  |  | 529    | 597    |
| Series 2007-CB19 Class A4, 5.7259% 2/12/49 (e)  |  | 17,057 | 19,613 |
| Series 2007-LD11 Class A2, 5.7974% 6/15/49 (e)  |  | 1,916  | 1,977  |
| Series 2007-LDPX Class A3, 5.42% 1/15/49  |  | 5,440  | 6,210  |
| Series 2007-CB18 Class A3, 5.447% 6/12/47 (e)   |  | 862    | 887    |
| Series 2007-CB19:   |  |        |        |



# Fidelity Spartan US Bond Index Investor

2-28-2013

## FBIDX

FBIDX and Fidelity funds held by **Leader v. Facebook** judges & Obama administration officials:

- **Kimberly A. Moore**, Federal Circuit Court of Appeals (FBIDX)

**101 Obama Cabinet Members & 11 Federal Judges** involved with **Leader v. Facebook** hold one or more Fidelity Funds. 30+ Fidelity Funds invested in Facebook pre-IPO dark pools.

|  |       |       |
|--|-------|-------|
| Class B, 5.7259% 2/12/49 (e)   | 108   | 39    |
| Class C, 5.7259% 2/12/49 (e)   | 283   | 78    |
| Class D, 5.7259% 2/12/49 (e)   | 298   | 50    |
| Series 2007-LDP10 Class ES, 5.562% 1/15/49 (b)(e)  | 656   | 25    |
| LB Commercial Conduit Mortgage Trust sequential payer Series 2007-C3 Class A4, 5.8939% 7/15/44 (e) | 3,327 | 3,871 |
| LB-UBS Commercial Mortgage Trust:  |       |       |

|   |       |       |
|---|-------|-------|
| Morgan Stanley Capital I Trust:   |       |       |
| floater Series 2007-XLFA Class C, 0.362% 10/15/20 (b)(e)                                  | 728   | 687   |
| sequential payer:   |       |       |
| Series 2005-IQ9 Class A3, 4.54% 7/15/56   | 1,092 | 1,099 |
| Series 2007-HQ11 Class A31, 5.439% 2/12/44 (e)  | 642   | 665   |
| Series 2007-IQ13 Class A4, 5.364% 3/15/44   | 5,000 | 5,710 |
| Series 2006-IQ11:   |       |       |
| Class A3, 5.657% 10/15/42 (e)   | 218   | 220   |
| Class A4, 5.693% 10/15/42 (e)   | 380   | 423   |
| Series 2006-T23 Class A3, 5.815% 8/12/41 (e)  | 647   | 671   |
| Series 2007-IQ14 Class A4, 5.692% 4/15/49 (e)   | 1,902 | 2,181 |
| Salomon Brothers Mortgage Securities VII, Inc. Series 2006-C2 Class H, 6.308% 7/18/33 (b) | 179   | 65    |
| Wachovia Bank Commercial Mortgage Trust:  |       |       |
| floater Series 2006-WL7A Class E, 0.4812% 9/15/21 (b)(e)                                  | 252   | 236   |
| sequential payer:   |       |       |
| Series 2003-C7 Class A1, 4.241% 10/15/35 (b)  | 4     | 4     |

## Relationship to Facebook (Conflict of Interest):

|    |                  |  |
|----|------------------|--|
| i. | <b>Blackrock</b> | <p>Now notoriously known to be a <b>Facebook pre-IPO dark pools</b> underwriter who forced Facebook staff to sell their shares in order to create the dark pool marketplace, according to <b>Mark Zuckerberg's</b> former speech writer, Katherine Losse.</p> <p><a href="http://www.scribd.com/doc/114662183/Morally-Bankrupt-American-and-Russian-Adults-and-Their-Hacker-Boy-Kings-Construct-a-Nouveau-Totalitarianism-Full-Of-Dark-Profiles-Group-think">http://www.scribd.com/doc/114662183/Morally-Bankrupt-American-and-Russian-Adults-and-Their-Hacker-Boy-Kings-Construct-a-Nouveau-Totalitarianism-Full-Of-Dark-Profiles-Group-think</a></p> |
|----|------------------|--|

# Fidelity Spartan US Bond Index Investor

2-28-2013

## FBIDX

FBIDX and Fidelity funds held by **Leader v. Facebook** judges & Obama administration officials:

- **Kimberly A. Moore**, Federal Circuit Court of Appeals (FBIDX)

**101 Obama Cabinet Members & 11 Federal Judges** involved with *Leader v. Facebook* hold one or more Fidelity Funds. 30+ Fidelity Funds invested in Facebook pre-IPO dark pools.

|      |                      |   |
|------|----------------------|---|
| ii.  | <b>Goldman Sachs</b> | <p><b>Facebook's</b> underwriter and large investor, notoriously known. Goldman also received a \$13+ billion 2008 stimulus grant which was overseen by Facebook collaborator <b>Lawrence "Larry" Summers</b>, who had just recently received hundreds of thousands in speaking stipends from Goldman earlier that year, among other perks. Goldman is also notoriously known to be a Moscow, Russia business partner with Russian oligarchs <b>Alisher Usmanov</b> and <b>Yuri Milner</b>. Yuri Milner is a World Bank protégé of Summers and was teamed with Facebook COO <b>Sheryl K. Sandberg</b>.</p> <p>Briefing for Representative Jim Jordan (OH) - HOUSE OVERSIGHT COMMITTEE - American and Russian Opportunists Undermining U.S. Sovereignty and Corrupting U.S. Financial and Judicial Systems, Oct. 19, 2012<br/> <a href="http://www.scribd.com/doc/110575673/Briefing-for-Representative-Jim-Jordan-OH-HOUSE-OVERSIGHT-COMMITTEE-American-and-Russian-Opportunists-Undermining-U-S-Sovereignty-and-Corruptin">http://www.scribd.com/doc/110575673/Briefing-for-Representative-Jim-Jordan-OH-HOUSE-OVERSIGHT-COMMITTEE-American-and-Russian-Opportunists-Undermining-U-S-Sovereignty-and-Corruptin</a></p>   |
| iii. | <b>IBM</b>           | <p>IBM sold <b>Facebook</b> 750 patents during the pendency of <i>Leader v. Facebook</i>. The former Director of the U.S. Patent Office, <b>David J. Kappos</b>, systematically failed to disclose his bias toward Facebook's and IBM's interests regarding all matters related to Facebook's intellectual property claims; neither has <b>USPTO</b> staff. Additionally, Facebook's patent counsel in these IBM transactions is <b>Fenwick &amp; West LLP</b> who has substantial conflicts of interest since the firm formerly represented <b>Leader Technologies, Inc.</b> in 2002-2003—the company whose social networking technology is being infringed by Facebook.</p> <p>Prior to leaving his post as Director of the Patent Office, David J. Kappos ordered an unprecedented third reexamination of <i>Leader Technologies'</i> U.S. Patent No. 7,139,761 using arguments identical to those that Facebook lost on at trial and in two previous reexaminations. Magically, the Examiner accepted ALL of Facebook's arguments the fourth time around and is attempting to invalidate the entire patent, even claims that were not asserted at trial.</p> <p>In addition, former IBMer David J. Kappos established a Patent Office Facebook page for over 10,000 employees during the pendency of the <i>Leader v. Facebook</i> case.</p> <p>Petition for Writ of Certiorari <i>Leader Technologies, Inc., v. Facebook, Inc.</i> No. 12-617, Nov. 16, 2012 &lt;<a href="http://www.scribd.com/doc/113545399/Petition-for-">http://www.scribd.com/doc/113545399/Petition-for-</a></p> |

# Fidelity Spartan US Bond Index Investor

2-28-2013

## FBIDX

FBIDX and Fidelity funds held by **Leader v. Facebook** judges & Obama administration officials:

- **Kimberly A. Moore**, Federal Circuit Court of Appeals (FBIDX)

**101 Obama Cabinet Members & 11 Federal Judges** involved with *Leader v. Facebook* hold one or more Fidelity Funds. 30+ Fidelity Funds invested in Facebook pre-IPO dark pools.

|     |                |  |
|-----|----------------|--|
|     |                | <p><a href="#">Writ-of-Certiorari-Leader-Technologies-Inc-v-Facebook-Inc-No-12-617-U-S-Supreme-Court-Nov-16-212-clickable-citations</a>&gt;; See also PATENT OFFICE REMOVES CRITICAL LEADER V. FACEBOOK DISCLOSURE ITEMS by Americans For Innovation, Aug. 15, 2013 &lt;<a href="http://americans4innovation.blogspot.com/2013/08/uspto-conduct-parallels-foia.html">http://americans4innovation.blogspot.com/2013/08/uspto-conduct-parallels-foia.html</a>&gt;.</p> <p>“Patent Office Removes Critical <i>Leader v. Facebook</i> Disclosure Items” by <i>Americans For Innovation</i>, Aug. 15, 2013 &lt;<a href="http://americans4innovation.blogspot.com/2013/08/uspto-conduct-parallels-foia.html">http://americans4innovation.blogspot.com/2013/08/uspto-conduct-parallels-foia.html</a>&gt;; See also Kathryn W. Siehndel, FOIA Deputy Counsel, U.S. Patent Office FOIA Response re. <i>Leader v. Facebook</i>, F-13-00218, Aug. 7, 2013 &lt;<a href="http://www.scribd.com/doc/160572991/Patent-Office-FOIA-Response-re-Leader-v-Facebook-F-13-00218-Aug-7-2013">http://www.scribd.com/doc/160572991/Patent-Office-FOIA-Response-re-Leader-v-Facebook-F-13-00218-Aug-7-2013</a>&gt;; also available at &lt;<a href="https://docs.google.com/file/d/0B2SfG2nEsMfqSWQ5SlJkBERjNOU/edit?usp=sharing">https://docs.google.com/file/d/0B2SfG2nEsMfqSWQ5SlJkBERjNOU/edit?usp=sharing</a>&gt; and &lt;<a href="http://www.leader.com/docs/Patent-Office-FOIA-Response-re-Leader-v-Facebook-F-13-00218-Aug-7-2013.pdf">http://www.leader.com/docs/Patent-Office-FOIA-Response-re-Leader-v-Facebook-F-13-00218-Aug-7-2013.pdf</a>&gt;.</p> <p>U.S. PATENT OFFICE PRESS RELEASE ANNOUNCING ITS FACEBOOK PAGE, MAY 20, 2010: "US Patent Office Page on Facebook." USPTO Press Release, May 20, 2010 &lt;<a href="http://www.scribd.com/doc/161914552/US-Patent-Office-Page-on-Facebook-USPTO-Press-Release-May-20-2010">http://www.scribd.com/doc/161914552/US-Patent-Office-Page-on-Facebook-USPTO-Press-Release-May-20-2010</a>&gt;; See also &lt;<a href="https://docs.google.com/file/d/0B2SfG2nEsMfqa3A1YjR1OC1sM3c/edit?usp=sharing">https://docs.google.com/file/d/0B2SfG2nEsMfqa3A1YjR1OC1sM3c/edit?usp=sharing</a>&gt;.</p> |
| iv. | JPMorgan Chase | <p>Notoriously known to be directing the investing activities of <b>Morgan Stanley, T. Rowe Price, Goldman Sachs</b> regarding all things <b>Facebook</b> via Chairman <b>Jamie Dimon</b>. <b>Castlight Health</b> and <b>athenahealth</b> Director <b>Ann H. Lamont</b> is married to <b>Edward "Ned" Lamont</b>, grandson of the founder of JPMorgan, <b>Thomas W. Lamont</b>. <b>Castlight Health</b> and <b>athenahealth</b> are embroiled in the <b>Obamacare</b> and <b>HealthCare.gov</b> scandal. U.S. CTO <b>Todd Y. Park</b> is founder of both <b>athenahealth</b> and <b>Castlight Health</b>. Park's brother, <b>David Y. Park</b>, is the current chief operating officer at <b>athenahealth</b>. Todd Y. Park has advised the Obama administration that they are clear to make the claim that <b>HealthCare.gov</b> technology is open source, despite the evident <i>Leader v. Facebook</i> frauds, among others. The Lamont's hold substantial amounts of <b>Goldman Sachs, JPMorgan</b> and <b>Morgan Stanley</b> holdings which benefited remarkably from Facebook transactions.</p>  |

# Fidelity Spartan US Bond Index Investor FBIDX

2-28-2013

FBIDX and Fidelity funds held by **Leader v. Facebook** judges & Obama administration officials:

- **Kimberly A. Moore**, Federal Circuit Court of Appeals (FBIDX)

**101 Obama Cabinet Members & 11 Federal Judges** involved with *Leader v. Facebook* hold one or more Fidelity Funds. 30+ Fidelity Funds invested in Facebook pre-IPO dark pools.

|           |                         |   |
|-----------|-------------------------|---|
|           |                         | <p>Ann Huntress Lamont (a.k.a. Ann H. Lamont) and Edward M. ("Ned") investments in Facebook Club Funds, invested by 2006, prepared Nov. 26, 2013 &lt;<a href="http://www.scribd.com/doc/187452662/Ann-Huntress-Lamont-a-k-a-Ann-H-Lamont-and-Edward-M-Ned-investments-in-Facebook-Club-Funds-invested-by-2006-prepared-Nov-26-2013">http://www.scribd.com/doc/187452662/Ann-Huntress-Lamont-a-k-a-Ann-H-Lamont-and-Edward-M-Ned-investments-in-Facebook-Club-Funds-invested-by-2006-prepared-Nov-26-2013</a>&gt;; See also &lt;<a href="https://docs.google.com/file/d/0B2SfG2nEsMfqckwwdGg2Yy10NWs/edit">https://docs.google.com/file/d/0B2SfG2nEsMfqckwwdGg2Yy10NWs/edit</a>&gt;.</p>   |
| <p>v.</p> | <p><b>Microsoft</b></p> | <p>Microsoft is one of <b>Facebook's</b> largest shareholders. This fact is notoriously known. In addition, Microsoft is a director in the "Leaders Circle" of the <b>Federal Circuit Bar Association (FCBA)</b>, which made an appearance in the <i>Leader v. Facebook</i> appeal. Microsoft's counsel in the <b>Microsoft v. i4i</b> case in 2011 was Facebook's appeals attorney in <b>Leader v. Facebook—Thomas G. Hungar, Gibson Dunn LLP</b>. Chief Justice <b>John G. Roberts, Jr.</b> recused himself from that matter due to his relationship to Hungar and Microsoft. In fact, Thomas G. Hungar, Gibson Dunn LLP, was "counsel of record" for Microsoft. Also representing Microsoft in i4i was <b>Weil Gotshal LLP</b>, who also made an appearance for the FCBA in <i>Leader v. Facebook</i>. Despite Justice Roberts' recusal in Microsoft v. i4i, he failed to recuse himself in this matter where his conflicts were markedly more obvious, including his holdings in such Facebook "dark pool" funds as <b>Fidelity Contrafund K</b> which held stock in Facebook and numerous notoriously known Facebook cartel members, including <b>athenahealth, Microsoft, Goldman Sachs, Dropbox, IBM, JPMorgan, LinkedIn, Morgan Stanley, State Street Corp, Tesla Motors, Baidu</b> (China), and <b>Mail.ru</b> (Russia).</p> <p>Response to Request of Federal Circuit Bar Association's Request for Reissue Re. Leader v. Facebook, Case No. 2011-1366 (Fed. Cir.) by Lakshmi Arunachalam, Ph.D., Sep. 17, 2012 &lt;<a href="http://www.scribd.com/doc/106156081/Response-to-Request-of-Federal-Circuit-Bar-Association-s-Request-for-Reissue-Re-Leader-v-Facebook-Case-No-2011-1366-Fed-Cir-by-Lakshmi-Arunach">http://www.scribd.com/doc/106156081/Response-to-Request-of-Federal-Circuit-Bar-Association-s-Request-for-Reissue-Re-Leader-v-Facebook-Case-No-2011-1366-Fed-Cir-by-Lakshmi-Arunach</a>&gt;.</p> <p>Federal Circuit Bar Online Community, Leaders Circle 2013, accessed Dec. 10, 2013 &lt;<a href="http://www.scribd.com/doc/190739193/Federal-Circuit-Bar-Online-Community-Leaders-Circle-2013-accessed-Dec-10-2013">http://www.scribd.com/doc/190739193/Federal-Circuit-Bar-Online-Community-Leaders-Circle-2013-accessed-Dec-10-2013</a>&gt;.</p> <p><a href="#"><i>Microsoft Corp. v. i4i Ltd. Partnership</i>, 131 S. Ct. 2238 - Supreme Court 2011.</a></p> |

# Fidelity Spartan US Bond Index Investor

2-28-2013

## FBIDX

FBIDX and Fidelity funds held by **Leader v. Facebook** judges & Obama administration officials:

- **Kimberly A. Moore**, Federal Circuit Court of Appeals (FBIDX)

**101 Obama Cabinet Members & 11 Federal Judges** involved with *Leader v. Facebook* hold one or more Fidelity Funds. 30+ Fidelity Funds invested in Facebook pre-IPO dark pools.

|       |                                 |  |
|-------|---------------------------------|--|
| vi.   | <b>Morgan Stanley</b>           | <b>Facebook's</b> underwriter and large investor, notoriously known. Morgan Stanley also received a \$13+ billion 2008 stimulus grant which was overseen by Facebook collaborator <b>Lawrence "Larry" Summers</b> , who had just recently received hundreds of thousands in speaking stipends from Morgan Stanley compatriots at Goldman Sachs earlier that year, among other perks. Summers counts Facebook COO <b>Sheryl K. Sandberg</b> as his protégé and former employee at the <b>World Bank</b> and <b>U.S. Treasury</b> .  |
| vii.  | <b>State Street Corporation</b> | Fellow recipient with <b>Goldman Sachs</b> and <b>Morgan Stanley</b> of approximately \$33 billion (collectively) in 2008 stimulus funds overseen by <b>Facebook</b> collaborator <b>Lawrence "Larry" Summers</b> , who had just recently received hundreds of thousands in speaking stipends from Goldman earlier that year, among other perks.   |
| viii. | <b>UBS</b>                      | A <b>Facebook</b> IPO underwriter along with <b>Goldman Sachs</b> and <b>Morgan Stanley</b> , notoriously known.   |
| ix.   | <b>Wal-Mart</b>                 | <b>Facebook's</b> largest investor and director, <b>James W. Breyer, Accel Partners LLP</b> , was also a director at Wal-Mart and was responsible for a deep embedding of Facebook technology in the Wal-Mart site. Breyer resigned as a long time director of Wal-Mart after the <b>Mexican bribery scandal</b> was uncovered.<br><br>"Vast Mexico Bribery Case Hushed Up by Wal-Mart After Top-Level Struggle - Confronted with evidence of widespread corruption in Mexico, top Wal-Mart executives focused more on damage control than on rooting out wrongdoing, an examination by The New York Times found" by David Barstow, <i>The New York Times</i> , Apr. 21, 2012 < <a href="http://www.nytimes.com/2012/04/22/business/at-wal-mart-in-mexico-a-bribe-inquiry-silenced.html?pagewanted=all&amp;_r=0">http://www.nytimes.com/2012/04/22/business/at-wal-mart-in-mexico-a-bribe-inquiry-silenced.html?pagewanted=all&amp;_r=0</a> >. |

# Fidelity Spartan US Bond Index Investor FBIDX

2-28-2013

FBIDX and Fidelity funds held by **Leader v. Facebook** judges & Obama administration officials:

- **Kimberly A. Moore**, Federal Circuit Court of Appeals (FBIDX)

**101 Obama Cabinet Members & 11 Federal Judges** involved with *Leader v. Facebook* hold one or more Fidelity Funds. 30+ Fidelity Funds invested in Facebook pre-IPO dark pools.

## Evidence Resources:

1. **Conflicts Analysis:** The most comprehensive archive of judicially recognizable source material and conflicts of interest analysis is accessible from the *Leader v. Facebook* investigative news reporting Google search tool at <http://americans4innovation.blogspot.com>.
2. **FBIDX Spartan® U.S. Bond Index Fund - Investor Class**, Fidelity, February 28, 2013, accessed Jan. 18, 2014 <<https://fundresearch.fidelity.com/mutual-funds/view-all/316071109#composition>> (Select "Prospectus & Reports," then select "Annual Report" tab).
3. **FBIDX Spartan® U.S. Bond Index Fund - Investor Class**, Fidelity, February 28, 2013, accessed Jan. 18, 2014 <<https://www.actionsxchangerepository.fidelity.com/ShowDocument/ComplianceEnvelope.htm?fax=-18%2342%23-61%23-110%23114%2378%23117%2320%23-1%2396%2339%23-62%23-21%2386%23-100%2337%2316%2335%23-68%2391%23-66%2354%23103%23-16%2369%23-30%2358%23-20%2376%23-84%23-11%23-87%230%23-50%23-20%23-92%23-98%23-116%23-28%2358%23-38%23-43%23-39%23-42%23-96%23-88%2388%23-45%2376%2393%23-8%2327%238%23-21%23-84%23-28%23-74%235%23-89%23-105%23-67%23126%2377%23-126%23100%2345%23-44%23-73%23-15%238%23-21%23-37%23-17%23-14%23-98%23123%23-18%2345%23-59%23-82%2367%2383%23112%2317%2370%23-78%2378%23-50%2336%23-86%23-90%2381%23-21%23-119%23-30%23120%2349%2328%23-98%2333%2351%23-78%23-119%23-16%2350%23-58%2350%23102%2348%23-17%2352%23-99%23>>
4. **FBIDX Spartan® U.S. Bond Index Fund - Investor Class, EDGAR**, February 28, 2013, accessed Jan. 18, 2014 <<http://www.sec.gov/Archives/edgar/data/35315/0000878467-12-000229-index.htm> | CIK [0000035315](#) | Series [S000017676](#) | Spartan U.S. Bond Index Fund | Class/Contract [C000048843](#) | Investor Class | FBIDX

# Fidelity Low-Priced Stock 1-31-2013 FLPSX FLPKX

FLPSX, FLPKX and Fidelity funds held by **Leader v. Facebook** judges & Obama administration officials:

- **John G. Roberts**, Chief Justice, Supreme Court
- **Kimberly A. Moore**, Federal Circuit
- **Donald M. Remy**, Army
- **Cameron F. Kerry**, Commerce

**101 Obama Cabinet Members & 11 Federal Judges** involved with *Leader v. Facebook* hold one or more Fidelity Funds. 30+ Fidelity Funds invested in Facebook pre-IPO dark pools.

**Yellow Highlight** = Notorious Facebook collaborator

Summary of Facebook conflicts of interests.  
Code of Conduct for United States Judges:

**“Avoid even the appearance of impropriety.”**

| No.   | Conflict            | Notorious Facebook collaborators in whom T. Rowe Price also holds shares and other rights. | Shares        | Value (000s)           |
|-------|---------------------|--|---------------|------------------------|
| 1     | Leader patent theft | Fidelity Cash Central Fund, 0.16% (b) (a)  | 2,902,217,213 | \$ 2,902,217,000       |
| 2     | Leader patent theft | Microsoft (b)  | 33,233,500    | 912,924,000            |
| 3     | FB Dark Pools       | State Street Corp (c)  | 460,000       | 25,599,000             |
| 4     | Leader patent theft | Xerox Corp (d)   | 10,000,000    | 80,100,000             |
| TOTAL |                     |  |               | <b>\$3,920,840,000</b> |

“...the Fund, as a shareholder in the underlying Fidelity Central Funds, will indirectly bear its pro-rata share of the fees and expenses incurred by the underlying Fidelity Central Funds.”

| Money Market Funds - 9.6%                                   |               |                  |
|---|---------------|------------------|
|   | Shares        | Value (000s)     |
| Fidelity Cash Central Fund, 0.16% (b)                       | 2,902,217,213 | \$ 2,902,217     |
| Fidelity Securities Lending Cash Central Fund, 0.15% (b)(c) | 636,776,886   | 636,777          |
| <b>TOTAL MONEY MARKET FUNDS</b>                             |               |                  |
| (Cost \$3,538,994)  |               | <b>3,538,994</b> |

# Fidelity

## Low-Priced Stock

1-31-2013

### FLPSX

### FLPKX

FLPSX, FLPKX and Fidelity funds held by **Leader v. Facebook** judges & Obama administration officials:

- **John G. Roberts**, Chief Justice, Supreme Court
- **Kimberly A. Moore**, Federal Circuit
- **Donald M. Remy**, Army
- **Cameron F. Kerry**, Commerce

**101 Obama Cabinet Members** & **11 Federal Judges** involved with *Leader v. Facebook* hold one or more Fidelity Funds. 30+ Fidelity Funds invested in Facebook pre-IPO dark pools.

| Top Ten Stocks as of January 31, 2013 |                        |                                     |
|---------------------------------------|------------------------|-------------------------------------|
|                                       | % of fund's net assets | % of fund's net assets 6 months ago |
| UnitedHealth Group, Inc.              | 3.5                    | 3.6                                 |
| Next PLC                              | 2.9                    | 2.6                                 |
| Seagate Technology                    | 2.8                    | 2.9                                 |
| <b>Microsoft Corp.</b>                | <b>2.5</b>             | <b>3.0</b>                          |
| Metro, Inc. Class A (sub. vtg.)       | 1.8                    | 1.8                                 |
| Coventry Health Care, Inc.            | 1.7                    | 1.4                                 |
| Ross Stores, Inc.                     | 1.6                    | 2.0                                 |
| ENI SpA                               | 1.4                    | 1.3                                 |
| Oracle Corp.                          | 1.3                    | 1.2                                 |
| Bed Bath & Beyond, Inc.               | 1.1                    | 1.2                                 |
|                                       | <u>20.6</u>            |                                     |

| FINANCIALS - 9.5%                                |                |               |
|--|----------------|---------------|
| Capital Markets - 0.2%                           |                |               |
| AllianceBernstein Holding LP                     | 510,000        | 10,384        |
| Federated Investors, Inc. Class B (non-vtg.) (d) | 610,000        | 14,433        |
| GFI Group, Inc.                                  | 500,000        | 1,700         |
| Kyokuto Securities Co. Ltd.                      | 10,000         | 125           |
| <b>State Street Corp.</b>                        | <b>460,000</b> | <b>25,599</b> |

| Office Electronics - 0.2% |                   |               |
|---------------------------|-------------------|---------------|
| <b>Xerox Corp.</b>        | <b>10,000,000</b> | <b>80,100</b> |

| INFORMATION TECHNOLOGY - continued |                   |                |
|------------------------------------|-------------------|----------------|
| Software - continued               |                   |                |
| MICROS Systems, Inc. (a)           | 25,000            | \$ 1,151       |
| <b>Microsoft Corp.</b>             | <b>33,233,500</b> | <b>912,924</b> |
| Net 1 UEPS Technologies, Inc. (a)  | 725,000           | 4,154          |



# Fidelity Low-Priced Stock 1-31-2013 FLPSX FLPKX

FLPSX, FLPKX and Fidelity funds held by **Leader v. Facebook** judges & Obama administration officials:

- **John G. Roberts**, Chief Justice, Supreme Court
- **Kimberly A. Moore**, Federal Circuit
- **Donald M. Remy**, Army
- **Cameron F. Kerry**, Commerce

**101 Obama Cabinet Members** & **11 Federal Judges** involved with *Leader v. Facebook* hold one or more Fidelity Funds. 30+ Fidelity Funds invested in Facebook pre-IPO dark pools.

## Relationship to Facebook (Conflict of Interest):

|    |           |   |
|----|-----------|---|
| a. | Fidelity  | <p>Annual Report, 1-31-2013: "...the Fund, as a shareholder in the underlying Fidelity Central Funds, will indirectly bear its pro-rata share of the fees and expenses incurred by the underlying Fidelity Central Funds."</p> <p>Therefore, this fund benefits from the movement of Facebook stock held by Fidelity Central Funds that purchased pre-IPO Facebook private insider stock and distributed those shares to over 30 Fidelity Funds. When one fund benefits, all benefit, including FLPSX.</p> <p>"Fidelity's Danoff Bets on Facebook, Zynga" by Miles Weiss, <i>Bloomberg</i>, Jun. 1, 2011 &lt;<a href="http://www.bloomberg.com/news/2011-06-01/fidelity-s-danoff-bets-on-facebook-zynga.html">http://www.bloomberg.com/news/2011-06-01/fidelity-s-danoff-bets-on-facebook-zynga.html</a>&gt;.</p>   |
| b. | Microsoft | <p>Microsoft is one of <b>Facebook's</b> largest shareholders. This fact is notoriously known. In addition, Microsoft is a director in the "Leaders Circle" of the <b>Federal Circuit Bar Association (FCBA)</b>, which made an appearance in the <i>Leader v. Facebook</i> appeal. Microsoft's counsel in the <b>Microsoft v. i4i</b> case in 2011 was Facebook's appeals attorney in <b>Leader v. Facebook—Thomas G. Hungar, Gibson Dunn LLP</b>. Chief Justice <b>John G. Roberts, Jr.</b> recused himself from that matter due to his relationship to Hungar and Microsoft. In fact, Thomas G. Hungar, Gibson Dunn LLP, was "counsel of record" for Microsoft. Also representing Microsoft in i4i was <b>Weil Gotshal LLP</b>, who also made an appearance for the FCBA in <i>Leader v. Facebook</i>. Despite Justice Roberts' recusal in Microsoft v. i4i, he failed to recuse himself in this matter where his conflicts were markedly more obvious, including his holdings in such Facebook "dark pool" funds as <b>Fidelity Contrafund K</b> which held stock in Facebook and numerous notoriously known Facebook cartel members, including <b>athenahealth, Microsoft, Goldman Sachs, Dropbox, IBM, JPMorgan, LinkedIn, Morgan Stanley, State Street Corp, Tesla Motors, Baidu</b> (China), and <b>Mail.ru</b> (Russia).</p> |

# Fidelity Low-Priced Stock 1-31-2013 FLPSX FLPKX

FLPSX, FLPKX and Fidelity funds held by **Leader v. Facebook** judges & Obama administration officials:

- **John G. Roberts**, Chief Justice, Supreme Court
- **Kimberly A. Moore**, Federal Circuit
- **Donald M. Remy**, Army
- **Cameron F. Kerry**, Commerce

**101 Obama Cabinet Members** & **11 Federal Judges** involved with *Leader v. Facebook* hold one or more Fidelity Funds. 30+ Fidelity Funds invested in Facebook pre-IPO dark pools.

|    |                                 |   |
|----|---------------------------------|---|
|    |                                 | <p>Response to Request of Federal Circuit Bar Association's Request for Reissue Re. <i>Leader v. Facebook</i>, Case No. 2011-1366 (Fed. Cir.) by Lakshmi Arunachalam, Ph.D., Sep. 17, 2012<br/>&lt;<a href="http://www.scribd.com/doc/106156081/Response-to-Request-of-Federal-Circuit-Bar-Association-s-Request-for-Reissue-Re-Leader-v-Facebook-Case-No-2011-1366-Fed-Cir-by-Lakshmi-Arunach">http://www.scribd.com/doc/106156081/Response-to-Request-of-Federal-Circuit-Bar-Association-s-Request-for-Reissue-Re-Leader-v-Facebook-Case-No-2011-1366-Fed-Cir-by-Lakshmi-Arunach</a>&gt;.</p> <p>Federal Circuit Bar Online Community, Leaders Circle 2013, accessed Dec. 10, 2013 &lt;<a href="http://www.scribd.com/doc/190739193/Federal-Circuit-Bar-Online-Community-Leaders-Circle-2013-accessed-Dec-10-2013">http://www.scribd.com/doc/190739193/Federal-Circuit-Bar-Online-Community-Leaders-Circle-2013-accessed-Dec-10-2013</a>&gt;.</p> <p><a href="#"><i>Microsoft Corp. v. i4i Ltd. Partnership</i>, 131 S. Ct. 2238 - Supreme Court 2011.</a></p>  |
| c. | <b>State Street Corporation</b> | <p>Fellow recipient with <b>Goldman Sachs</b> and <b>Morgan Stanley</b> of approximately \$33 billion (collectively) in 2008 stimulus funds overseen by <b>Facebook</b> collaborator <b>Lawrence "Larry" Summers</b>, who had just recently received hundreds of thousands in speaking stipends from Goldman earlier that year, among other perks.</p>  |
| d. | <b>Xerox Corp.</b>              | <p><b>Facebook's</b> expert witness, <b>Dr. Saul Greenberg</b>, is closely associated and was formerly employed by Xerox Corp. and asserted a number of Xerox patents as alleged prior art at the <i>Leader v. Facebook</i> trial. Despite losing his arguments at trial, and in two patent reexaminations, Facebook continues to press these Xerox patents. Facebook somehow got <b>Patent Office Director, David J. Kappos</b>, to order an unprecedented third patent reexam of Leader's U.S. Patent No. 7,139,761. The patent examiner, <b>Deandra Hughes</b> has dramatically reversed her longstanding opinions on these Xerox assertions. As troubling, Kappos assigned judge <b>Stephen C. Siu</b> as chief patent judge in this matter, despite the fact that no one disclosed that Judge Siu was formerly employed by Microsoft.</p> <p>David J. Kappos holds substantial Facebook "dark pool" stock acquired within weeks after being appointed director of the Patent Office by President Obama.</p> <p>"Expert witness practiced 'dark arts'" by Origins of Facebook's Technology, Aug. 23, 2011 &lt;<a href="http://facebook-technology-origins.blogspot.com/2011/08/lesson-in-expert-witness-dark-arts.html">http://facebook-technology-origins.blogspot.com/2011/08/lesson-in-expert-witness-dark-arts.html</a>&gt;.</p> <p>Testimony of Dr. Saul Greenberg, Expert Witness, Facebook, <i>Leader v.</i></p> |

# Fidelity Low-Priced Stock 1-31-2013 FLPSX FLPKX

FLPSX, FLPKX and Fidelity funds held by **Leader v. Facebook** judges & Obama administration officials:

- **John G. Roberts**, Chief Justice, Supreme Court
- **Kimberly A. Moore**, Federal Circuit
- **Donald M. Remy**, Army
- **Cameron F. Kerry**, Commerce

**101 Obama Cabinet Members** & **11 Federal Judges** involved with *Leader v. Facebook* hold one or more Fidelity Funds. 30+ Fidelity Funds invested in Facebook pre-IPO dark pools.

|  |  |   |
|--|--|---|
|  |  | <p>Facebook - Trial Transcript, Fri. Jul. 23, 2010<br/> <a href="http://www.scribd.com/doc/87481961/Leader-v-Facebook-Trial-Transcript-Fri-Jul-23-2010">http://www.scribd.com/doc/87481961/Leader-v-Facebook-Trial-Transcript-Fri-Jul-23-2010</a>&gt;.</p> <p>US Patent Office FOIA APPEAL, F-13-00218 in Leader v. Facebook, Aug. 21, 2013 &lt;<a href="http://www.scribd.com/doc/165490215/US-Patent-Office-FOIA-APPEAL-F-13-00218-in-Leader-v-Facebook-Aug-21-2013">http://www.scribd.com/doc/165490215/US-Patent-Office-FOIA-APPEAL-F-13-00218-in-Leader-v-Facebook-Aug-21-2013</a>&gt;.</p> <p>Kappos, David J. Executive Branch Personnel PUBLIC FINANCIAL DISCLOSURE REPORT, U.S. Office of Gov't Ethics, May 16, 2009<br/> <a href="http://www.scribd.com/doc/182725282/Kappos-David-J-Executive-Branch-Personnel-PUBLIC-FINANCIAL-DISCLOSURE-REPORT-U-S-Office-of-Gov-t-Ethics-May-16-2009">http://www.scribd.com/doc/182725282/Kappos-David-J-Executive-Branch-Personnel-PUBLIC-FINANCIAL-DISCLOSURE-REPORT-U-S-Office-of-Gov-t-Ethics-May-16-2009</a>&gt;.</p> |
|--|--|---|

## Evidence Resources:

1. **Conflicts Analysis:** The most comprehensive archive of judicially recognizable source material and conflicts of interest analysis is accessible from the *Leader v. Facebook* investigative news reporting Google search tool at <http://americans4innovation.blogspot.com>.
2. **FLPSX Spartan® U.S. Bond Index Fund - Investor Class**, Fidelity, January 31, 2013, accessed Jan. 18, 2014 <<http://quote.morningstar.com/fund-filing/Semi-Annual-Report/2013/1/31/t.aspx?t=FLPSX&ft=N-CSRS&d=23c864ffdbfd8713c54f3104d203e0ad>>.
3. **FLPSX Spartan® U.S. Bond Index Fund - Investor Class**, Fidelity, January 31, 2013, accessed Jan. 18, 2014  
 <<https://www.actionsxchangerepository.fidelity.com/ShowDocument/ComplianceEnvelope.htm?fax=-18%2342%23-61%23-110%23114%2378%23117%2320%23-1%2396%2339%23-62%23-21%2386%23-100%2337%2316%2335%23-68%2391%23-66%2354%23103%23-16%2369%23-30%2358%23-20%2376%23-84%23-11%23-87%230%23-50%23-20%23-92%23-98%23-116%23-28%2358%23-38%23-43%23-39%23-42%23-96%23-88%2388%23-45%23-28%23-82%2318%2398%23-55%23-36%23-18%23-102%23-74%2335%23-89%23-105%23-67%23126%2377%23-126%23100%2345%23-44%23-73%23-15%2338%23-21%23-37%23-17%23-14%23-98%23123%23-18%2345%23-59%23-82%2367%2383%23112%2317%2370%23-78%2378%23-50%2336%23-86%23-90%2381%23-21%23-119%23-30%23120%2349%2328%23-98%2333%2351%23-78%23-119%23-16%2350%23-58%2350%23102%2348%23-17%2352%23-99%23>>.

# Fidelity Low-Priced Stock 1-31-2013 FLPSX FLPKX

FLPSX, FLPKX and Fidelity funds held by **Leader v. Facebook** judges & Obama administration officials:

- **John G. Roberts**, Chief Justice, Supreme Court
- **Kimberly A. Moore**, Federal Circuit
- **Donald M. Remy**, Army
- **Cameron F. Kerry**, Commerce

**101 Obama Cabinet Members** & **11 Federal Judges** involved with *Leader v. Facebook* hold one or more Fidelity Funds. 30+ Fidelity Funds invested in Facebook pre-IPO dark pools.

4. **FBIDX Spartan® U.S. Bond Index Fund - Investor Class, EDGAR**, January 31, 2013, accessed Jan. 18, 2014 <<http://www.sec.gov/Archives/edgar/data/81205/0000081205-12-000066-index.htm>> | CIK [0000081205](#) | Series [S000007152](#) | Fidelity Low-Priced Stock Fund | Class/Contract [C000019556](#) | Fidelity Low-Priced Stock Fund FLPSX | Class/Contract [C000064275](#) | Class K FLPKX

# Vanguard Total Bond Market Index

12-31-2012

**VBTIX**  
**VBMFX**

FLPSX, FLPKX and Fidelity funds held by **Leader v. Facebook** judges & Obama administration officials:

- **Kimberly A. Moore**, Federal Circuit
- **Elena Kagan**, Assoc. Justice, Supreme Court
- **Mary L. Schapiro**, S.E.C.
- **Priscilla E. Guthrie**, National Intelligence
- **Ivan K. Fong**, Homeland Security
- **Sean D. Kennedy**, White House
- **Demetrios Marantis**, White House
- **Susan S. Sher**, White House

**84 Obama Cabinet Members & 7 Federal Judges** involved with *Leader v. Facebook* hold one or more Vanguard Funds invested in Facebook pre-IPO dark pools.

Summary of Facebook conflicts of interests.  
Code of Conduct for United States Judges:

“Avoid even the appearance of impropriety.”

| No.          | Conflict             | Notorious Facebook collaborators in whom T. Rowe Price also holds shares and other rights. | Value (000s)            |
|--------------|----------------------|--|-------------------------|
| 1            | Leader* patent theft | Baidu Inc. (China) (a)   | \$ 427,000              |
| 2            | FB Dark Pools        | Blackrock Inc. (b)   | 39,222,000              |
| 3            | FB Dark Pools        | Goldman Sachs Group Inc. (c)   | 553,046,000             |
| 4            | FB Dark Pools        | Goldman Sachs GS Mortgage Securities (c)   | 73,784,000              |
| 5            | Leader* patent theft | IBM (d)  | 154,724,000             |
| 6            | FB Dark Pools        | JP Morgan Chase Commercial Mortgage Securities Corp. (e)                                   | 234,156,000             |
| 7            | FB Dark Pools        | JPMorgan / Bear Stearns Commercial Mortgage Securities (e)                                 | 208,017,000             |
| 8            | FB Dark Pools        | JPMorgan / Bear Stearns Cos. LLC (e)   | 102,164,000             |
| 9            | FB Dark Pools        | JPMorgan Chase & Co. (e)   | 536,916,000             |
| 10           | Leader* patent theft | Microsoft Corp. (f)  | 82,600,000              |
| 11           | FB Dark Pools        | Morgan Stanley (g)   | 446,073,000             |
| 12           | FB Dark Pools        | Morgan Stanley Capital (g)   | 353,312,000             |
| 13           | FB Dark Pools        | State Street Corp. (h)   | 31,155,000              |
| 14           | FB Dark Pools        | UBS AG (i)   | 113,188,000             |
| 15           | FB Dark Pools        | UBS LB-UBS Commercial Mortgage Trust (i)   | 227,153,000             |
| 16           | Leader* patent theft | Wal-Mart Stores Inc. (j)   | 287,886,000             |
| 17           | Leader* patent theft | Xerox Corp. (k)  | 65,372,000              |
| <b>TOTAL</b> |                      |  | <b>\$ 3,509,195,000</b> |

\* Leader Technologies, Inc. U.S. Patent No. 7,139,761 for social networking.

# Vanguard Total Bond Market Index

12-31-2012

**VBTIX**  
**VBMFX**

FLPSX, FLPKX and Fidelity funds held by **Leader v.**

**Facebook** judges & Obama administration officials:

- **Kimberly A. Moore**, Federal Circuit
- **Elena Kagan**, Assoc. Justice, Supreme Court
- **Mary L. Schapiro**, S.E.C.
- **Priscilla E. Guthrie**, National Intelligence
- **Ivan K. Fong**, Homeland Security
- **Sean D. Kennedy**, White House
- **Demetrios Marantis**, White House
- **Susan S. Sher**, White House

**84 Obama Cabinet Members** & **7 Federal Judges** involved with *Leader v. Facebook* hold one or more Vanguard Funds invested in Facebook pre-IPO dark pools.

|  | Coupon | Maturity Date | Face Amount (\$000) | Market Value (\$000) |
|--|--------|---------------|---------------------|----------------------|
| <b>Asset-Backed/Commercial Mortgage-Backed Securities (2.4%)</b> |        |               |                     |                      |
| 3 JPMorgan / Bear Stearns Commercial Mortgage Securities         | 5.663% | 6/11/40       | 10,368              | 10,595               |
| 3 JPMorgan / Bear Stearns Commercial Mortgage Securities         | 5.613% | 6/11/50       | 3,753               | 3,820                |
| 3 JPMorgan / Bear Stearns Commercial Mortgage Securities Trust   |        |               |                     |                      |
| 2002-TOP8  | 4.830% | 8/15/38       | 899                 | 899                  |
| 3 JPMorgan / Bear Stearns Commercial Mortgage Securities Trust   |        |               |                     |                      |
| 2003-TOP10   | 4.740% | 3/13/40       | 4,695               | 4,713                |
| 3 JPMorgan / Bear Stearns Commercial Mortgage Securities Trust   |        |               |                     |                      |
| 2003-TOP12   | 4.680% | 8/13/39       | 12,775              | 13,026               |
| 3 JPMorgan / Bear Stearns Commercial Mortgage Securities Trust   |        |               |                     |                      |
| 2004-PWR6  | 4.825% | 11/11/41      | 495                 | 523                  |
| 3 JPMorgan / Bear Stearns Commercial Mortgage Securities Trust   |        |               |                     |                      |
| 2004-PWR6  | 4.868% | 11/11/41      | 2,300               | 2,420                |
| 3 JPMorgan / Bear Stearns Commercial Mortgage Securities Trust   |        |               |                     |                      |
| 2004-TOP14   | 5.200% | 1/12/41       | 2,830               | 2,920                |
| 3 JPMorgan / Bear Stearns Commercial Mortgage Securities Trust   |        |               |                     |                      |
| 2005-PWR10   | 5.405% | 12/11/40      | 4,239               | 4,808                |
| 3 JPMorgan / Bear Stearns Commercial Mortgage Securities Trust   |        |               |                     |                      |
| 2005-PWR8  | 4.750% | 6/11/41       | 4,175               | 4,295                |
| 3 JPMorgan / Bear Stearns Commercial Mortgage Securities Trust   |        |               |                     |                      |
| 2005-TOP18   | 4.933% | 2/13/42       | 2,500               | 2,735                |
| 3 JPMorgan / Bear Stearns Commercial Mortgage Securities Trust   |        |               |                     |                      |
| 2005-TOP20   | 5.149% | 10/12/42      | 3,215               | 3,623                |
| 3 JPMorgan / Bear Stearns Commercial Mortgage Securities Trust   |        |               |                     |                      |
| 2006-PWR11   | 5.452% | 3/11/39       | 24,500              | 27,949               |
| 3 JPMorgan / Bear Stearns Commercial Mortgage Securities Trust   |        |               |                     |                      |
| 2006-PWR12   | 5.712% | 9/11/38       | 260                 | 299                  |
| 3 JPMorgan / Bear Stearns Commercial Mortgage Securities Trust   |        |               |                     |                      |

# Vanguard Total Bond Market Index

12-31-2012

VBTIX

VBMFX

FLPSX, FLPKX and Fidelity funds held by **Leader v.**

**Facebook** judges & Obama administration officials:

- **Kimberly A. Moore**, Federal Circuit
- **Elena Kagan**, Assoc. Justice, Supreme Court
- **Mary L. Schapiro**, S.E.C.
- **Priscilla E. Guthrie**, National Intelligence
- **Ivan K. Fong**, Homeland Security
- **Sean D. Kennedy**, White House
- **Demetrios Marantis**, White House
- **Susan S. Sher**, White House

**84 Obama Cabinet Members & 7 Federal Judges** involved with *Leader v. Facebook* hold one or more Vanguard Funds invested in Facebook pre-IPO dark pools.

|  |        |           |        |               |
|--|--------|-----------|--------|---------------|
| 2006-PWR12   | 5.751% | 9/11/38   | 5,500  | 6,247         |
| 3 JPMorgan / Bear Stearns Commercial Mortgage Securities Trust |        |           |        |               |
| 2006-PWR13   | 5.582% | 9/11/41   | 1,625  | 1,842         |
| 3 JPMorgan / Bear Stearns Commercial Mortgage Securities Trust |        |           |        |               |
| 2006-TOP22   | 5.573% | 4/12/38   | 4,525  | 5,000         |
| 3 JPMorgan / Bear Stearns Commercial Mortgage Securities Trust |        |           |        |               |
| 2006-TOP22   | 5.573% | 4/12/38   | 21,037 | 23,774        |
| 3 JPMorgan / Bear Stearns Commercial Mortgage Securities Trust |        |           |        |               |
| 2006-TOP24   | 5.568% | 10/12/41  | 8,375  | 9,422         |
| 3 JPMorgan / Bear Stearns Commercial Mortgage Securities Trust |        |           |        |               |
| 2007-PWR16   | 5.715% | 6/11/40   | 6,275  | 7,066         |
| JPMorgan / Bear Stearns Commercial                             |        |           |        |               |
| 3 Mortgage Securities Trust                                    |        |           |        |               |
| 2007-PWR17   | 5.694% | 6/11/50   | 21,900 | 26,001        |
| JPMorgan / Bear Stearns Commercial                             |        |           |        |               |
| 3 Mortgage Securities Trust                                    |        |           |        |               |
| 2007-PWR17   | 5.890% | 6/11/50   | 6,853  | 7,718         |
| JPMorgan / Bear Stearns Commercial                             |        |           |        |               |
| 3 Mortgage Securities Trust                                    |        |           |        |               |
| 2007-PWR18   | 5.700% | 6/11/50   | 10,400 | 12,552        |
| JPMorgan / Bear Stearns Commercial                             |        |           |        |               |
| 3 Mortgage Securities Trust                                    |        |           |        |               |
| 2007-TOP26   | 5.513% | 1/12/45   | 6,280  | 6,858         |
| JPMorgan / Bear Stearns Commercial                             |        |           |        |               |
| 3 Mortgage Securities Trust                                    |        |           |        |               |
| 2007-TOP28   | 5.742% | 9/11/42   | 15,900 | 18,912        |
| JPMorgan / Bear Stearns Commercial                             |        |           |        |               |
| 3 Mortgage Securities Trust                                    |        |           |        |               |
|  |        | SUB TOTAL |        | \$208,017,000 |
| 3 GS Mortgage Securities Corp. II                              | 5.506% | 4/10/38   | 5,514  | 5,694         |
| 3 GS Mortgage Securities Trust 2004-GG2                        | 5.396% | 8/10/38   | 14,850 | 15,622        |
| 3 GS Mortgage Securities Trust 2006-GG6                        | 5.553% | 4/10/38   | 13,650 | 15,437        |
| 3 GS Mortgage Securities Trust 2006-GG6                        | 5.622% | 4/10/38   | 4,750  | 5,235         |
| 3 GS Mortgage Securities Trust 2007-GG10                       | 5.789% | 8/10/45   | 1,105  | 1,265         |
| 3 GS Mortgage Securities Trust 2011-GC5                        | 3.707% | 8/10/44   | 3,220  | 3,600         |
| 3 GS Mortgage Securities Trust 2012-GC6                        | 3.482% | 1/10/45   | 12,500 | 13,309        |
| 3 GS Mortgage Securities Trust 2012-GCJ7                       | 3.377% | 5/10/45   | 7,475  | 8,039         |
| 3 GS Mortgage Securities Trust 2012-GCJ9                       | 2.773% | 11/10/45  | 5,530  | 5,583         |

# Vanguard Total Bond Market Index

12-31-2012

**VBTIX**

**VBMFX**

FLPSX, FLPKX and Fidelity funds held by **Leader v.**

**Facebook** judges & Obama administration officials:

- **Kimberly A. Moore**, Federal Circuit
- **Elena Kagan**, Assoc. Justice, Supreme Court
- **Mary L. Schapiro**, S.E.C.
- **Priscilla E. Guthrie**, National Intelligence
- **Ivan K. Fong**, Homeland Security
- **Sean D. Kennedy**, White House
- **Demetrios Marantis**, White House
- **Susan S. Sher**, White House

**84 Obama Cabinet Members & 7 Federal Judges** involved with *Leader v. Facebook* hold one or more Vanguard Funds invested in Facebook pre-IPO dark pools.

SUB TOTAL \$73,784,000

|  |        |          |        |        |
|--|--------|----------|--------|--------|
| 3 JP Morgan Chase Commercial Mortgage Securities Corp.             | 2.829% | 10/15/45 | 6,675  | 6,820  |
| 3 JP Morgan Chase Commercial Mortgage Securities Corp.             | 2.840% | 12/15/47 | 3,750  | 3,831  |
| 3 JP Morgan Chase Commercial Mortgage Securities Trust 2003-C1     | 4.985% | 1/12/37  | 1,416  | 1,421  |
| 3 JP Morgan Chase Commercial Mortgage Securities Trust 2003-CIBC6  | 5.255% | 7/12/37  | 1,276  | 1,291  |
| 3 JP Morgan Chase Commercial Mortgage Securities Trust 2003-CIBC7  | 4.879% | 1/12/38  | 20,922 | 21,445 |
| 3 JP Morgan Chase Commercial Mortgage Securities Trust 2004-CIBC10 | 4.654% | 1/12/37  | 2,621  | 2,629  |
| 3 JP Morgan Chase Commercial Mortgage Securities Trust 2004-CIBC10 | 4.899% | 1/12/37  | 540    | 571    |
| 3 JP Morgan Chase Commercial Mortgage Securities Trust 2004-CIBC8  | 4.404% | 1/12/39  | 11,465 | 11,795 |
| 3 JP Morgan Chase Commercial Mortgage Securities Trust 2004-CIBC9  | 5.584% | 6/12/41  | 19,325 | 20,468 |
| 3 JP Morgan Chase Commercial Mortgage Securities Trust 2005-CIBC11 | 5.197% | 8/12/37  | 301    | 307    |
| 3 JP Morgan Chase Commercial Mortgage Securities Trust 2005-CIBC11 | 5.363% | 8/12/37  | 2,000  | 2,131  |
| 3 JP Morgan Chase Commercial Mortgage Securities Trust 2005-CIBC13 | 5.333% | 1/12/43  | 1,750  | 1,822  |
| 3 JP Morgan Chase Commercial Mortgage Securities Trust 2005-LDP2   | 4.738% | 7/15/42  | 940    | 1,023  |
| 3 JP Morgan Chase Commercial Mortgage Securities Trust 2005-LDP2   | 4.780% | 7/15/42  | 2,375  | 2,627  |
| 3 JP Morgan Chase Commercial Mortgage Securities Trust 2005-LDP4   | 4.918% | 10/15/42 | 420    | 461    |



# Vanguard Total Bond Market Index

12-31-2012

**VBTIX**  
**VBMFX**

FLPSX, FLPKX and Fidelity funds held by **Leader v.**

**Facebook** judges & Obama administration officials:

- **Kimberly A. Moore**, Federal Circuit
- **Elena Kagan**, Assoc. Justice, Supreme Court
- **Mary L. Schapiro**, S.E.C.
- **Priscilla E. Guthrie**, National Intelligence
- **Ivan K. Fong**, Homeland Security
- **Sean D. Kennedy**, White House
- **Demetrios Marantis**, White House
- **Susan S. Sher**, White House

**84 Obama Cabinet Members & 7 Federal Judges** involved with *Leader v. Facebook* hold one or more Vanguard Funds invested in Facebook pre-IPO dark pools.

|  |        |          |        |        |
|--|--------|----------|--------|--------|
| Trust 2005-LDP5                                  | 5.200% | 12/15/44 | 275    | 312    |
| 3 JP Morgan Chase Commercial Mortgage Securities |        |          |        |        |
| Trust 2005-LDP5                                  | 5.242% | 12/15/44 | 4,250  | 4,722  |
| 3 JP Morgan Chase Commercial Mortgage Securities |        |          |        |        |
| Trust 2005-LDP5                                  | 5.321% | 12/15/44 | 1,375  | 1,463  |
| 3 JP Morgan Chase Commercial Mortgage Securities |        |          |        |        |
| Trust 2006-CIBC14                                | 5.452% | 12/12/44 | 3,300  | 3,638  |
| 3 JP Morgan Chase Commercial Mortgage Securities |        |          |        |        |
| Trust 2006-CIBC16                                | 5.593% | 5/12/45  | 7,121  | 7,929  |
| 3 JP Morgan Chase Commercial Mortgage Securities |        |          |        |        |
| Trust 2006-LDP6                                  | 5.475% | 4/15/43  | 3,657  | 4,164  |
| 3 JP Morgan Chase Commercial Mortgage Securities |        |          |        |        |
| Trust 2006-LDP7                                  | 5.871% | 4/15/45  | 17,525 | 20,170 |
| 3 JP Morgan Chase Commercial Mortgage Securities |        |          |        |        |
| Trust 2006-LDP7                                  | 5.871% | 4/15/45  | 3,300  | 3,772  |
| 3 JP Morgan Chase Commercial Mortgage Securities |        |          |        |        |
| Trust 2006-LDP7                                  | 5.871% | 4/15/45  | 3,310  | 3,211  |
| 3 JP Morgan Chase Commercial Mortgage Securities |        |          |        |        |
| Trust 2006-LDP8                                  | 5.440% | 5/15/45  | 4,525  | 5,141  |
| 3 JP Morgan Chase Commercial Mortgage Securities |        |          |        |        |
| Trust 2006-LDP8                                  | 5.447% | 5/15/45  | 8,000  | 8,297  |
| 3 JP Morgan Chase Commercial Mortgage Securities |        |          |        |        |
| Trust 2007-CIBC18                                | 5.440% | 6/12/47  | 10,650 | 12,230 |
| 3 JP Morgan Chase Commercial Mortgage Securities |        |          |        |        |
| Trust 2007-CIBC20                                | 5.794% | 2/12/51  | 28,300 | 33,650 |
| 3 JP Morgan Chase Commercial Mortgage Securities |        |          |        |        |
| Trust 2007-CIBC20                                | 5.880% | 2/12/51  | 3,350  | 3,872  |
| 3 JP Morgan Chase Commercial Mortgage Securities |        |          |        |        |
| Trust 2007-LDP11                                 | 5.812% | 6/15/49  | 7,970  | 9,380  |
| 3 JP Morgan Chase Commercial Mortgage Securities |        |          |        |        |
| Trust 2007-LDP12                                 | 5.882% | 2/15/51  | 13,170 | 15,473 |
| 3 JP Morgan Chase Commercial Mortgage Securities |        |          |        |        |
| Trust 2012-C6                                    | 3.507% | 5/15/45  | 9,250  | 10,046 |
| 3 JP Morgan Chase Commercial Mortgage Securities |        |          |        |        |
| Trust 2012-CIBX                                  | 3.483% | 6/15/45  | 7,490  | 8,044  |

# Vanguard Total Bond Market Index

12-31-2012

VBTIX

VBMFX

FLPSX, FLPKX and Fidelity funds held by **Leader v.**

**Facebook** judges & Obama administration officials:

- **Kimberly A. Moore**, Federal Circuit
- **Elena Kagan**, Assoc. Justice, Supreme Court
- **Mary L. Schapiro**, S.E.C.
- **Priscilla E. Guthrie**, National Intelligence
- **Ivan K. Fong**, Homeland Security
- **Sean D. Kennedy**, White House
- **Demetrios Marantis**, White House
- **Susan S. Sher**, White House

**84 Obama Cabinet Members & 7 Federal Judges** involved with *Leader v. Facebook* hold one or more Vanguard Funds invested in Facebook pre-IPO dark pools.

SUB TOTAL \$234,156,000

|  |        |          |        |        |
|--|--------|----------|--------|--------|
| 3 LB Commercial Mortgage Trust 2007-C3     | 5.886% | 7/15/44  | 660    | 779    |
| 3 LB-UBS Commercial Mortgage Trust         | 5.347% | 11/15/38 | 968    | 1,111  |
| 3 LB-UBS Commercial Mortgage Trust         | 6.157% | 4/15/41  | 22,025 | 26,806 |
| 3 LB-UBS Commercial Mortgage Trust 2003-C3 | 4.166% | 5/15/32  | 14,566 | 14,642 |
| 3 LB-UBS Commercial Mortgage Trust 2003-C7 | 4.931% | 9/15/35  | 21,100 | 21,383 |
| 3 LB-UBS Commercial Mortgage Trust 2003-C8 | 5.124% | 11/15/32 | 9,550  | 9,747  |
| 3 LB-UBS Commercial Mortgage Trust 2004-C7 | 4.786% | 10/15/29 | 17,575 | 18,432 |
| 3 LB-UBS Commercial Mortgage Trust 2005-C1 | 4.742% | 2/15/30  | 9,140  | 9,746  |
| 3 LB-UBS Commercial Mortgage Trust 2005-C2 | 5.150% | 4/15/30  | 4,395  | 4,807  |
| 3 LB-UBS Commercial Mortgage Trust 2005-C5 | 5.057% | 9/15/40  | 1,625  | 1,698  |
| 3 LB-UBS Commercial Mortgage Trust 2005-C7 | 5.197% | 11/15/30 | 17,600 | 19,729 |
| 3 LB-UBS Commercial Mortgage Trust 2006-C1 | 5.217% | 2/15/31  | 2,535  | 2,831  |
| 3 LB-UBS Commercial Mortgage Trust 2006-C3 | 5.661% | 3/15/39  | 29,730 | 34,026 |
| 3 LB-UBS Commercial Mortgage Trust 2006-C4 | 5.865% | 6/15/38  | 6,500  | 7,554  |
| 3 LB-UBS Commercial Mortgage Trust 2006-C6 | 5.372% | 9/15/39  | 3,000  | 3,460  |
| 3 LB-UBS Commercial Mortgage Trust 2006-C6 | 5.413% | 9/15/39  | 1,175  | 1,325  |
| 3 LB-UBS Commercial Mortgage Trust 2006-C7 | 5.378% | 11/15/38 | 3,125  | 3,413  |
| 3 LB-UBS Commercial Mortgage Trust 2007-C1 | 5.424% | 2/15/40  | 5,650  | 6,629  |
| 3 LB-UBS Commercial Mortgage Trust 2007-C2 | 5.430% | 2/15/40  | 12,585 | 14,430 |
| 3 LB-UBS Commercial Mortgage Trust 2007-C7 | 5.866% | 9/15/45  | 17,600 | 21,131 |
| 3 LB-UBS Commercial Mortgage Trust 2008-C1 | 6.157% | 4/15/41  | 3,020  | 3,474  |

SUB TOTAL \$227,153,000

|  |        |          |        |        |
|--|--------|----------|--------|--------|
| 3 Morgan Stanley Bank of America Merrill Lynch Trust | 3.176% | 8/15/45  | 3,025  | 3,199  |
| 3 Morgan Stanley Bank of America Merrill Lynch Trust | 2.858% | 11/15/45 | 3,000  | 3,097  |
| 3 Morgan Stanley Capital I Trust 2003-IQ6            | 4.970% | 12/15/41 | 9,585  | 9,827  |
| 3 Morgan Stanley Capital I Trust 2004-HQ3            | 4.800% | 1/13/41  | 823    | 847    |
| 3 Morgan Stanley Capital I Trust 2004-HQ4            | 4.970% | 4/14/40  | 5,675  | 5,921  |
| 3 Morgan Stanley Capital I Trust 2004-IQ8            | 5.110% | 6/15/40  | 14,679 | 15,369 |
| 3 Morgan Stanley Capital I Trust 2004-TOP13          | 4.660% | 9/13/45  | 3,985  | 4,080  |
| 3 Morgan Stanley Capital I Trust 2004-TOP15          | 5.030% | 6/13/41  | 1,504  | 1,522  |
| 3 Morgan Stanley Capital I Trust 2004-TOP15          | 5.270% | 6/13/41  | 4,525  | 4,711  |
| 3 Morgan Stanley Capital I Trust 2005-HQ5            | 5.168% | 1/14/42  | 3,950  | 4,264  |
| 3 Morgan Stanley Capital I Trust 2005-HQ6            | 4.989% | 8/13/42  | 26,760 | 29,784 |
| 3 Morgan Stanley Capital I Trust 2005-HQ6            | 5.073% | 8/13/42  | 3,730  | 3,863  |
| 3 Morgan Stanley Capital I Trust 2005-HQ7            | 5.208% | 11/14/42 | 14,450 | 16,045 |
| 3 Morgan Stanley Capital I Trust 2005-IQ10           | 5.230% | 9/15/42  | 23,225 | 25,558 |
| 3 Morgan Stanley Capital I Trust 2005-IQ9            | 4.770% | 7/15/56  | 3,295  | 3,405  |
| 3 Morgan Stanley Capital I Trust 2005-TOP17          | 4.780% | 12/13/41 | 11,300 | 12,146 |
| 3 Morgan Stanley Capital I Trust 2005-TOP17          | 4.840% | 12/13/41 | 1,350  | 1,402  |
| 3 Morgan Stanley Capital I Trust 2005-TOP19          | 4.985% | 6/12/47  | 3,115  | 3,293  |
| 3 Morgan Stanley Capital I Trust 2006-HQ10           | 5.328% | 11/12/41 | 6,460  | 7,452  |

# Vanguard Total Bond Market Index

12-31-2012

**VBTIX**

**VBMFX**

FLPSX, FLPKX and Fidelity funds held by **Leader v.**

**Facebook** judges & Obama administration officials:

- **Kimberly A. Moore**, Federal Circuit
- **Elena Kagan**, Assoc. Justice, Supreme Court
- **Mary L. Schapiro**, S.E.C.
- **Priscilla E. Guthrie**, National Intelligence
- **Ivan K. Fong**, Homeland Security
- **Sean D. Kennedy**, White House
- **Demetrios Marantis**, White House
- **Susan S. Sher**, White House

**84 Obama Cabinet Members & 7 Federal Judges** involved with *Leader v. Facebook* hold one or more Vanguard Funds invested in Facebook pre-IPO dark pools.

|  |        |          |        |        |
|--|--------|----------|--------|--------|
| 3 Morgan Stanley Capital I Trust 2006-HQ10             | 5.360% | 11/12/41 | 7,400  | 8,233  |
| 3 Morgan Stanley Capital I Trust 2006-HQ8              | 5.420% | 3/12/44  | 20,466 | 23,230 |
| 3 Morgan Stanley Capital I Trust 2006-HQ8              | 5.469% | 3/12/44  | 4,875  | 5,452  |
| 3 Morgan Stanley Capital I Trust 2006-HQ9              | 5.773% | 7/12/44  | 4,596  | 5,166  |
| 3 Morgan Stanley Capital I Trust 2006-HQ9              | 5.793% | 7/12/44  | 4,100  | 4,467  |
| 3 Morgan Stanley Capital I Trust 2006-IQ11             | 5.691% | 10/15/42 | 8,175  | 9,356  |
| 3 Morgan Stanley Capital I Trust 2006-IQ11             | 5.695% | 10/15/42 | 700    | 797    |
| 3 Morgan Stanley Capital I Trust 2006-IQ11             | 5.695% | 10/15/42 | 4,325  | 4,641  |
| 3 Morgan Stanley Capital I Trust 2006-IQ12             | 5.332% | 12/15/43 | 11,450 | 13,185 |
| 3 Morgan Stanley Capital I Trust 2006-TOP21            | 5.090% | 10/12/52 | 149    | 149    |
| 3 Morgan Stanley Capital I Trust 2006-TOP21            | 5.204% | 10/12/52 | 6,200  | 6,821  |
| 3 Morgan Stanley Capital I Trust 2006-TOP23            | 5.749% | 8/12/41  | 100    | 101    |
| 3 Morgan Stanley Capital I Trust 2006-TOP23            | 5.818% | 8/12/41  | 2,175  | 2,531  |
| 3 Morgan Stanley Capital I Trust 2007-IQ14             | 5.654% | 4/15/49  | 1,665  | 1,793  |
| 3 Morgan Stanley Capital I Trust 2007-IQ14             | 5.692% | 4/15/49  | 14,295 | 16,689 |
| 3 Morgan Stanley Capital I Trust 2007-IQ16             | 5.809% | 12/12/49 | 12,950 | 15,327 |
| 3 Morgan Stanley Capital I Trust 2007-IQ16             | 6.103% | 12/12/49 | 4,675  | 5,458  |
| 3 Morgan Stanley Capital I Trust 2007-TOP25            | 5.514% | 11/12/49 | 1,295  | 1,500  |
| 3 Morgan Stanley Capital I Trust 2007-TOP25            | 5.544% | 11/12/49 | 4,525  | 4,931  |
| 3 Morgan Stanley Capital I Trust 2007-TOP27            | 5.651% | 6/11/42  | 20,780 | 24,564 |
| 3 Morgan Stanley Capital I Trust 2007-TOP27            | 5.651% | 6/11/42  | 5,075  | 5,719  |
| 3 Morgan Stanley Capital I Trust 2008-TOP29            | 6.275% | 1/11/43  | 24,385 | 29,997 |
| 3 Morgan Stanley Capital I Trust 2012-C4               | 3.244% | 3/15/45  | 7,000  | 7,333  |
| 3 Morgan Stanley Dean Witter Capital I Trust 2001-TOP3 | 6.390% | 7/15/33  | 87     | 87     |

SUB TOTAL \$353,312,000

|                                  |        |          |        |        |
|----------------------------------|--------|----------|--------|--------|
| JPMorgan / Bear Stearns Cos. LLC | 5.700% | 11/15/14 | 15,590 | 16,918 |
| JPMorgan / Bear Stearns Cos. LLC | 5.300% | 10/30/15 | 6,415  | 7,126  |
| JPMorgan / Bear Stearns Cos. LLC | 5.550% | 1/22/17  | 21,150 | 23,843 |
| JPMorgan / Bear Stearns Cos. LLC | 6.400% | 10/2/17  | 17,730 | 21,321 |
| JPMorgan / Bear Stearns Cos. LLC | 7.250% | 2/1/18   | 24,788 | 31,089 |
| JPMorgan / Bear Stearns Cos. LLC | 4.650% | 7/2/18   | 1,650  | 1,867  |

SUB TOTAL \$102,164,000

|                          |        |         |        |        |
|--------------------------|--------|---------|--------|--------|
| Goldman Sachs Capital I  | 6.345% | 2/15/34 | 16,825 | 17,603 |
| Goldman Sachs Group Inc. | 5.150% | 1/15/14 | 17,395 | 18,120 |
| Goldman Sachs Group Inc. | 6.000% | 5/1/14  | 19,725 | 20,979 |
| Goldman Sachs Group Inc. | 5.000% | 10/1/14 | 36,012 | 38,382 |
| Goldman Sachs Group Inc. | 5.125% | 1/15/15 | 17,910 | 19,242 |
| Goldman Sachs Group Inc. | 3.700% | 8/1/15  | 17,100 | 17,995 |
| Goldman Sachs Group Inc. | 5.350% | 1/15/16 | 23,500 | 25,933 |
| Goldman Sachs Group Inc. | 3.625% | 2/7/16  | 26,165 | 27,689 |
| Goldman Sachs Group Inc. | 5.750% | 10/1/16 | 5,725  | 6,492  |

# Vanguard Total Bond Market Index

12-31-2012

## VBTIX

## VBMFX

FLPSX, FLPKX and Fidelity funds held by **Leader v.**

**Facebook** judges & Obama administration officials:

- **Kimberly A. Moore**, Federal Circuit
- **Elena Kagan**, Assoc. Justice, Supreme Court
- **Mary L. Schapiro**, S.E.C.
- **Priscilla E. Guthrie**, National Intelligence
- **Ivan K. Fong**, Homeland Security
- **Sean D. Kennedy**, White House
- **Demetrios Marantis**, White House
- **Susan S. Sher**, White House

**84 Obama Cabinet Members & 7 Federal Judges** involved with *Leader v. Facebook* hold one or more Vanguard Funds invested in Facebook pre-IPO dark pools.

|                          |        |         |        |        |
|--------------------------|--------|---------|--------|--------|
| Goldman Sachs Group Inc. | 5.625% | 1/15/17 | 19,930 | 21,836 |
| Goldman Sachs Group Inc. | 6.250% | 9/1/17  | 27,565 | 32,318 |
| Goldman Sachs Group Inc. | 5.950% | 1/18/18 | 37,425 | 43,690 |
| Goldman Sachs Group Inc. | 6.150% | 4/1/18  | 13,460 | 15,835 |
| Goldman Sachs Group Inc. | 7.500% | 2/15/19 | 5,990  | 7,520  |
| Goldman Sachs Group Inc. | 5.375% | 3/15/20 | 32,175 | 36,796 |
| Goldman Sachs Group Inc. | 6.000% | 6/15/20 | 17,220 | 20,417 |
| Goldman Sachs Group Inc. | 5.250% | 7/27/21 | 6,500  | 7,402  |
| Goldman Sachs Group Inc. | 5.750% | 1/24/22 | 32,800 | 38,540 |
| Goldman Sachs Group Inc. | 5.950% | 1/15/27 | 22,685 | 24,576 |
| Goldman Sachs Group Inc. | 6.125% | 2/15/33 | 18,851 | 21,934 |
| Goldman Sachs Group Inc. | 6.450% | 5/1/36  | 5,535  | 6,034  |
| Goldman Sachs Group Inc. | 6.750% | 10/1/37 | 56,741 | 64,151 |
| Goldman Sachs Group Inc. | 6.250% | 2/1/41  | 16,151 | 19,562 |

SUB TOTAL \$553,046,000

|                        |        |          |        |        |
|------------------------|--------|----------|--------|--------|
| JPMorgan Chase & Co.   | 2.050% | 1/24/14  | 6,195  | 6,288  |
| JPMorgan Chase & Co.   | 4.875% | 3/15/14  | 18,100 | 18,888 |
| JPMorgan Chase & Co.   | 4.650% | 6/1/14   | 40,991 | 43,149 |
| JPMorgan Chase & Co.   | 5.125% | 9/15/14  | 22,423 | 23,826 |
| JPMorgan Chase & Co.   | 3.700% | 1/20/15  | 19,375 | 20,392 |
| JPMorgan Chase & Co.   | 4.750% | 3/1/15   | 18,150 | 19,560 |
| JPMorgan Chase & Co.   | 1.875% | 3/20/15  | 3,525  | 3,585  |
| JPMorgan Chase & Co.   | 5.250% | 5/1/15   | 5,575  | 6,049  |
| JPMorgan Chase & Co.   | 3.400% | 6/24/15  | 31,975 | 33,678 |
| JPMorgan Chase & Co.   | 5.150% | 10/1/15  | 5,190  | 5,705  |
| JPMorgan Chase & Co.   | 1.100% | 10/15/15 | 17,150 | 17,128 |
| JPMorgan Chase & Co.   | 2.600% | 1/15/16  | 15,375 | 15,957 |
| JPMorgan Chase & Co.   | 3.450% | 3/1/16   | 3,425  | 3,644  |
| JPMorgan Chase & Co.   | 3.150% | 7/5/16   | 42,950 | 45,416 |
| JPMorgan Chase & Co.   | 6.125% | 6/27/17  | 19,875 | 23,137 |
| JPMorgan Chase & Co.   | 2.000% | 8/15/17  | 22,500 | 22,926 |
| JPMorgan Chase & Co.   | 6.000% | 1/15/18  | 19,610 | 23,478 |
| JPMorgan Chase & Co.   | 6.300% | 4/23/19  | 21,025 | 25,877 |
| JPMorgan Chase & Co.   | 4.400% | 7/22/20  | 3,275  | 3,693  |
| JPMorgan Chase & Co.   | 4.250% | 10/15/20 | 2,640  | 2,923  |
| JPMorgan Chase & Co.   | 4.625% | 5/10/21  | 475    | 540    |
| JPMorgan Chase & Co.   | 4.350% | 8/15/21  | 7,575  | 8,462  |
| JPMorgan Chase & Co.   | 4.500% | 1/24/22  | 3,000  | 3,400  |
| JPMorgan Chase & Co.   | 3.250% | 9/23/22  | 6,350  | 6,532  |
| JPMorgan Chase & Co.   | 6.400% | 5/15/38  | 59,269 | 79,234 |
| JPMorgan Chase & Co.   | 5.500% | 10/15/40 | 32,200 | 39,248 |
| JPMorgan Chase & Co.   | 5.600% | 7/15/41  | 11,100 | 13,792 |
| JPMorgan Chase & Co.   | 5.400% | 1/6/42   | 7,550  | 9,071  |
| JPMorgan Chase Bank NA | 5.875% | 6/13/16  | 4,346  | 4,923  |
| JPMorgan Chase Bank NA | 6.000% | 7/5/17   | 825    | 967    |
| JPMorgan Chase Bank NA | 6.000% | 10/1/17  | 4,615  | 5,448  |

SUB TOTAL \$536,916,000

# Vanguard Total Bond Market Index

12-31-2012

**VBTIX**  
**VBMFX**

FLPSX, FLPKX and Fidelity funds held by **Leader v.**

**Facebook** judges & Obama administration officials:

- **Kimberly A. Moore**, Federal Circuit
- **Elena Kagan**, Assoc. Justice, Supreme Court
- **Mary L. Schapiro**, S.E.C.
- **Priscilla E. Guthrie**, National Intelligence
- **Ivan K. Fong**, Homeland Security
- **Sean D. Kennedy**, White House
- **Demetrios Marantis**, White House
- **Susan S. Sher**, White House

**84 Obama Cabinet Members & 7 Federal Judges** involved with *Leader v. Facebook* hold one or more Vanguard Funds invested in Facebook pre-IPO dark pools.

|                |        |          |        |        |
|----------------|--------|----------|--------|--------|
| Morgan Stanley | 2.875% | 1/24/14  | 11,925 | 12,126 |
| Morgan Stanley | 4.750% | 4/1/14   | 26,117 | 27,009 |
| Morgan Stanley | 6.000% | 5/13/14  | 21,485 | 22,744 |
| Morgan Stanley | 2.875% | 7/28/14  | 3,825  | 3,913  |
| Morgan Stanley | 4.200% | 11/20/14 | 15,675 | 16,366 |
| Morgan Stanley | 4.100% | 1/26/15  | 13,425 | 13,995 |
| Morgan Stanley | 6.000% | 4/28/15  | 24,360 | 26,464 |
| Morgan Stanley | 4.000% | 7/24/15  | 3,750  | 3,924  |
| Morgan Stanley | 5.375% | 10/15/15 | 6,400  | 6,951  |
| Morgan Stanley | 3.450% | 11/2/15  | 9,325  | 9,714  |
| Morgan Stanley | 3.800% | 4/29/16  | 875    | 917    |
| Morgan Stanley | 5.750% | 10/18/16 | 17,175 | 19,047 |
| Morgan Stanley | 5.450% | 1/9/17   | 14,785 | 16,362 |
| Morgan Stanley | 4.750% | 3/22/17  | 19,048 | 20,726 |
| Morgan Stanley | 5.550% | 4/27/17  | 10,000 | 11,074 |
| Morgan Stanley | 6.250% | 8/28/17  | 2,010  | 2,310  |
| Morgan Stanley | 5.950% | 12/28/17 | 17,475 | 19,756 |
| Morgan Stanley | 6.625% | 4/1/18   | 35,085 | 41,241 |
| Morgan Stanley | 7.300% | 5/13/19  | 12,510 | 15,151 |
| Morgan Stanley | 5.625% | 9/23/19  | 47,150 | 53,131 |
| Morgan Stanley | 5.500% | 7/24/20  | 745    | 836    |
| Morgan Stanley | 5.750% | 1/25/21  | 14,375 | 16,241 |
| Morgan Stanley | 5.500% | 7/28/21  | 10,600 | 11,965 |
| Morgan Stanley | 4.875% | 11/1/22  | 14,850 | 15,287 |
| Morgan Stanley | 6.250% | 8/9/26   | 15,625 | 18,209 |
| Morgan Stanley | 7.250% | 4/1/32   | 17,527 | 21,879 |
| Morgan Stanley | 6.375% | 7/24/42  | 16,025 | 18,735 |

SUB TOTAL \$446,073,000

|                               |        |         |        |        |
|-------------------------------|--------|---------|--------|--------|
| State Street Bank & Trust Co. | 5.300% | 1/15/16 | 2,800  | 3,122  |
| State Street Corp.            | 4.300% | 5/30/14 | 2,645  | 2,786  |
| State Street Corp.            | 2.875% | 3/7/16  | 19,100 | 20,400 |
| State Street Corp.            | 4.956% | 3/15/18 | 3,875  | 4,386  |
| State Street Corp.            | 4.375% | 3/7/21  | 400    | 461    |

SUB TOTAL \$31,155,000

|        |        |          |        |        |
|--------|--------|----------|--------|--------|
| UBS AG | 2.250% | 1/28/14  | 150    | 152    |
| UBS AG | 3.875% | 1/15/15  | 1,490  | 1,571  |
| UBS AG | 7.000% | 10/15/15 | 2,500  | 2,796  |
| UBS AG | 5.875% | 7/15/16  | 6,025  | 6,746  |
| UBS AG | 7.375% | 6/15/17  | 12,924 | 14,991 |
| UBS AG | 5.875% | 12/20/17 | 34,924 | 41,425 |
| UBS AG | 5.750% | 4/25/18  | 11,042 | 13,067 |
| UBS AG | 4.875% | 8/4/20   | 28,035 | 32,440 |

SUB TOTAL \$113,188,000

# Vanguard Total Bond Market Index

12-31-2012

VBTIX

VBMFX

FLPSX, FLPKX and Fidelity funds held by **Leader v.**

**Facebook** judges & Obama administration officials:

- **Kimberly A. Moore**, Federal Circuit
- **Elena Kagan**, Assoc. Justice, Supreme Court
- **Mary L. Schapiro**, S.E.C.
- **Priscilla E. Guthrie**, National Intelligence
- **Ivan K. Fong**, Homeland Security
- **Sean D. Kennedy**, White House
- **Demetrios Marantis**, White House
- **Susan S. Sher**, White House

**84 Obama Cabinet Members & 7 Federal Judges** involved with *Leader v. Facebook* hold one or more Vanguard Funds invested in Facebook pre-IPO dark pools.

|                |        |          |        |        |
|----------------|--------|----------|--------|--------|
| BlackRock Inc. | 3.500% | 12/10/14 | 4,275  | 4,515  |
| BlackRock Inc. | 1.375% | 6/1/15   | 2,100  | 2,130  |
| BlackRock Inc. | 6.250% | 9/15/17  | 3,375  | 4,126  |
| BlackRock Inc. | 5.000% | 12/10/19 | 8,098  | 9,658  |
| BlackRock Inc. | 4.250% | 5/24/21  | 6,515  | 7,336  |
| BlackRock Inc. | 3.375% | 6/1/22   | 10,800 | 11,457 |

SUB TOTAL \$39,222,000

|                      |        |          |        |        |
|----------------------|--------|----------|--------|--------|
| Wal-Mart Stores Inc. | 1.625% | 4/15/14  | 1,175  | 1,195  |
| Wal-Mart Stores Inc. | 3.200% | 5/15/14  | 20,700 | 21,513 |
| Wal-Mart Stores Inc. | 4.500% | 7/1/15   | 2,450  | 2,686  |
| Wal-Mart Stores Inc. | 2.250% | 7/8/15   | 3,850  | 4,023  |
| Wal-Mart Stores Inc. | 1.500% | 10/25/15 | 21,960 | 22,600 |
| Wal-Mart Stores Inc. | 2.800% | 4/15/16  | 300    | 320    |
| Wal-Mart Stores Inc. | 5.375% | 4/5/17   | 1,650  | 1,953  |
| Wal-Mart Stores Inc. | 5.800% | 2/15/18  | 13,400 | 16,402 |
| Wal-Mart Stores Inc. | 3.625% | 7/8/20   | 38,550 | 42,923 |
| Wal-Mart Stores Inc. | 3.250% | 10/25/20 | 26,525 | 28,807 |
| Wal-Mart Stores Inc. | 4.250% | 4/15/21  | 14,600 | 17,057 |
| Wal-Mart Stores Inc. | 5.875% | 4/5/27   | 18,775 | 25,305 |
| Wal-Mart Stores Inc. | 7.550% | 2/15/30  | 13,345 | 19,679 |
| Wal-Mart Stores Inc. | 5.250% | 9/1/35   | 6,675  | 8,110  |
| Wal-Mart Stores Inc. | 6.500% | 8/15/37  | 21,186 | 29,755 |
| Wal-Mart Stores Inc. | 6.200% | 4/15/38  | 5,781  | 7,834  |
| Wal-Mart Stores Inc. | 5.625% | 4/1/40   | 4,250  | 5,471  |
| Wal-Mart Stores Inc. | 4.875% | 7/8/40   | 1,950  | 2,297  |
| Wal-Mart Stores Inc. | 5.000% | 10/25/40 | 1,305  | 1,567  |
| Wal-Mart Stores Inc. | 5.625% | 4/15/41  | 21,950 | 28,389 |

SUB TOTAL \$287,886,000

|                    |        |          |     |     |
|--------------------|--------|----------|-----|-----|
| Baidu Inc. (China) | 3.500% | 11/28/22 | 425 | 427 |
|--------------------|--------|----------|-----|-----|

SUB TOTAL \$427,000

|                                       |        |          |        |        |
|---------------------------------------|--------|----------|--------|--------|
| International Business Machines Corp. | 6.500% | 10/15/13 | 2,796  | 2,927  |
| International Business Machines Corp. | 1.250% | 5/12/14  | 300    | 304    |
| International Business Machines Corp. | 0.875% | 10/31/14 | 200    | 202    |
| International Business Machines Corp. | 0.550% | 2/6/15   | 8,000  | 7,991  |
| International Business Machines Corp. | 2.000% | 1/5/16   | 2,525  | 2,616  |
| International Business Machines Corp. | 1.950% | 7/22/16  | 36,575 | 37,963 |
| International Business Machines Corp. | 1.250% | 2/6/17   | 6,300  | 6,368  |
| International Business Machines Corp. | 5.700% | 9/14/17  | 37,151 | 44,812 |
| International Business Machines Corp. | 7.625% | 10/15/18 | 6,475  | 8,654  |
| International Business Machines Corp. | 1.875% | 5/15/19  | 1,025  | 1,039  |
| International Business Machines Corp. | 1.875% | 8/1/22   | 3,700  | 3,559  |
| International Business Machines Corp. | 7.000% | 10/30/25 | 965    | 1,391  |
| International Business Machines Corp. | 6.220% | 8/1/27   | 9,850  | 13,346 |
| International Business Machines Corp. | 6.500% | 1/15/28  | 600    | 815    |

# Vanguard Total Bond Market Index

12-31-2012

**VBTIX**

**VBMFX**

FLPSX, FLPKX and Fidelity funds held by **Leader v.**

**Facebook** judges & Obama administration officials:

- **Kimberly A. Moore**, Federal Circuit
- **Elena Kagan**, Assoc. Justice, Supreme Court
- **Mary L. Schapiro**, S.E.C.
- **Priscilla E. Guthrie**, National Intelligence
- **Ivan K. Fong**, Homeland Security
- **Sean D. Kennedy**, White House
- **Demetrios Marantis**, White House
- **Susan S. Sher**, White House

**84 Obama Cabinet Members & 7 Federal Judges** involved with *Leader v. Facebook* hold one or more Vanguard Funds invested in Facebook pre-IPO dark pools.

|                                       |        |          |                         |        |
|---------------------------------------|--------|----------|-------------------------|--------|
| International Business Machines Corp. | 5.875% | 11/29/32 | 875                     | 1,162  |
| International Business Machines Corp. | 5.600% | 11/30/39 | 8,989                   | 11,534 |
| International Business Machines Corp. | 4.000% | 6/20/42  | 9,502                   | 10,041 |
|                                       |        |          | SUB TOTAL \$154,724,000 |        |

|                 |        |          |                        |        |
|-----------------|--------|----------|------------------------|--------|
| Microsoft Corp. | 2.950% | 6/1/14   | 7,900                  | 8,193  |
| Microsoft Corp. | 1.625% | 9/25/15  | 20,545                 | 21,184 |
| Microsoft Corp. | 4.200% | 6/1/19   | 7,425                  | 8,552  |
| Microsoft Corp. | 3.000% | 10/1/20  | 13,020                 | 14,055 |
| Microsoft Corp. | 2.125% | 11/15/22 | 2,000                  | 1,976  |
| Microsoft Corp. | 5.200% | 6/1/39   | 4,825                  | 5,905  |
| Microsoft Corp. | 4.500% | 10/1/40  | 5,543                  | 6,181  |
| Microsoft Corp. | 5.300% | 2/8/41   | 5,190                  | 6,493  |
| Microsoft Corp. | 3.500% | 11/15/42 | 10,480                 | 10,061 |
|                 |        |          | SUB TOTAL \$82,600,000 |        |

|             |        |          |                        |        |
|-------------|--------|----------|------------------------|--------|
| Xerox Corp. | 8.250% | 5/15/14  | 7,523                  | 8,195  |
| Xerox Corp. | 4.250% | 2/15/15  | 19,875                 | 20,898 |
| Xerox Corp. | 6.400% | 3/15/16  | 8,045                  | 9,082  |
| Xerox Corp. | 6.750% | 2/1/17   | 3,050                  | 3,550  |
| Xerox Corp. | 2.950% | 3/15/17  | 650                    | 665    |
| Xerox Corp. | 6.350% | 5/15/18  | 11,850                 | 13,713 |
| Xerox Corp. | 5.625% | 12/15/19 | 7,575                  | 8,461  |
| Xerox Corp. | 6.750% | 12/15/39 | 675                    | 808    |
|             |        |          | SUB TOTAL \$65,372,000 |        |

# Vanguard Total Bond Market Index

12-31-2012

**VBTIX**  
**VBMFX**

FLPSX, FLPKX and Fidelity funds held by **Leader v. Facebook** judges & Obama administration officials:

- **Kimberly A. Moore**, Federal Circuit
- **Elena Kagan**, Assoc. Justice, Supreme Court
- **Mary L. Schapiro**, S.E.C.
- **Priscilla E. Guthrie**, National Intelligence
- **Ivan K. Fong**, Homeland Security
- **Sean D. Kennedy**, White House
- **Demetrios Marantis**, White House
- **Susan S. Sher**, White House

**84 Obama Cabinet Members & 7 Federal Judges** involved with *Leader v. Facebook* hold one or more Vanguard Funds invested in Facebook pre-IPO dark pools.

## Relationship to Facebook (Conflict of Interest):

|    |                           |   |
|----|---------------------------|---|
| a. | <b>Baidu Inc. (China)</b> | <p><b>Facebook</b> is a business partner.</p> <p>ZUCKERBERG'S TAKING FACEBOOK INTO CHINA, BUT IT'LL BE A BAIDU BEAST by Kit Eaton, Fast Company, Apr. 11, 2011<br/> <a href="http://www.fastcompany.com/1746392/zuckerbergs-taking-facebook-china-itll-be-baidu-beast">http://www.fastcompany.com/1746392/zuckerbergs-taking-facebook-china-itll-be-baidu-beast</a>.</p>  |
| b. | <b>Blackrock</b>          | <p>Now notoriously known to be a <b>Facebook pre-IPO dark pools</b> underwriter who forced Facebook staff to sell their shares in order to create the dark pool marketplace, according to <b>Mark Zuckerberg's</b> former speech writer, Katherine Losse.</p> <p><a href="http://www.scribd.com/doc/114662183/Morally-Bankrupt-American-and-Russian-Adults-and-Their-Hacker-Boy-Kings-Construct-a-Nouveau-Totalitarianism-Full-Of-Dark-Profiles-Group-think">http://www.scribd.com/doc/114662183/Morally-Bankrupt-American-and-Russian-Adults-and-Their-Hacker-Boy-Kings-Construct-a-Nouveau-Totalitarianism-Full-Of-Dark-Profiles-Group-think</a></p>  |
| c. | <b>Goldman Sachs</b>      | <p><b>Facebook's</b> underwriter and large investor, notoriously known. Goldman also received a \$13+ billion 2008 stimulus grant which was overseen by Facebook collaborator <b>Lawrence "Larry" Summers</b>, who had just recently received hundreds of thousands in speaking stipends from Goldman earlier that year, among other perks. Goldman is also notoriously known to be a Moscow, Russia business partner with Russian oligarchs <b>Alisher Usmanov</b> and <b>Yuri Milner</b>. Yuri Milner is a World Bank protégé of Summers and was teamed with Facebook COO <b>Sheryl K. Sandberg</b>.</p> <p>Briefing for Representative Jim Jordan (OH) - HOUSE OVERSIGHT COMMITTEE - American and Russian Opportunists Undermining U.S. Sovereignty and Corrupting U.S. Financial and Judicial Systems, Oct. 19, 2012<br/> <a href="http://www.scribd.com/doc/110575673/Briefing-for-Representative-Jim-Jordan-OH-HOUSE-OVERSIGHT-COMMITTEE-American-and-Russian-Opportunists-Undermining-U-S-Sovereignty-and-Corruptin">http://www.scribd.com/doc/110575673/Briefing-for-Representative-Jim-Jordan-OH-HOUSE-OVERSIGHT-COMMITTEE-American-and-Russian-Opportunists-Undermining-U-S-Sovereignty-and-Corruptin</a></p> |
| d. | <b>IBM</b>                | <p>IBM sold <b>Facebook</b> 750 patents during the pendency of <i>Leader v. Facebook</i>.</p>   |



# Vanguard Total Bond Market Index

12-31-2012

**VBTIX**  
**VBMFX**

FLPSX, FLPKX and Fidelity funds held by **Leader v.**

**Facebook** judges & Obama administration officials:

- **Kimberly A. Moore**, Federal Circuit
- **Elena Kagan**, Assoc. Justice, Supreme Court
- **Mary L. Schapiro**, S.E.C.
- **Priscilla E. Guthrie**, National Intelligence
- **Ivan K. Fong**, Homeland Security
- **Sean D. Kennedy**, White House
- **Demetrios Marantis**, White House
- **Susan S. Sher**, White House

**84 Obama Cabinet Members** & **7 Federal Judges** involved with *Leader v. Facebook* hold one or more Vanguard Funds invested in Facebook pre-IPO dark pools.

|  |  |   |
|--|--|---|
|  |  | <p>The former Director of the U.S. Patent Office, <b>David J. Kappos</b>, systematically failed to disclose his bias toward Facebook’s and IBM’s interests regarding all matters related to Facebook’s intellectual property claims; neither has <b>USPTO</b> staff. Additionally, Facebook’s patent counsel in these IBM transactions is <b>Fenwick &amp; West LLP</b> who has substantial conflicts of interest since the firm formerly represented <b>Leader Technologies, Inc.</b> in 2002-2003—the company whose social networking technology is being infringed by Facebook.</p> <p>Prior to leaving his post as Director of the Patent Office, David J. Kappos ordered an unprecedented third reexamination of Leader Technologies’ U.S. Patent No. 7,139,761 using arguments identical to those that Facebook lost on at trial and in two previous reexaminations. Magically, the Examiner accepted ALL of Facebook’s arguments the fourth time around and is attempting to invalidate the entire patent, even claims that were not asserted at trial.</p> <p>In addition, former IBMer David J. Kappos established a Patent Office Facebook page for over 10,000 employees during the pendency of the <i>Leader v. Facebook</i> case.</p> <p>Petition for Writ of Certiorari <i>Leader Technologies, Inc., v. Facebook, Inc.</i> No. 12-617, Nov. 16, 2012 &lt;<a href="http://www.scribd.com/doc/113545399/Petition-for-Writ-of-Certiorari-Leader-Technologies-Inc-v-Facebook-Inc-No-12-617-U-S-Supreme-Court-Nov-16-2012-clickable-citations">http://www.scribd.com/doc/113545399/Petition-for-Writ-of-Certiorari-Leader-Technologies-Inc-v-Facebook-Inc-No-12-617-U-S-Supreme-Court-Nov-16-2012-clickable-citations</a>&gt;; See also PATENT OFFICE REMOVES CRITICAL LEADER V. FACEBOOK DISCLOSURE ITEMS by Americans For Innovation, Aug. 15, 2013 &lt;<a href="http://americans4innovation.blogspot.com/2013/08/uspto-conduct-parallels-foia.html">http://americans4innovation.blogspot.com/2013/08/uspto-conduct-parallels-foia.html</a>&gt;.</p> <p>“Patent Office Removes Critical <i>Leader v. Facebook</i> Disclosure Items” by <i>Americans For Innovation</i>, Aug. 15, 2013 &lt;<a href="http://americans4innovation.blogspot.com/2013/08/uspto-conduct-parallels-foia.html">http://americans4innovation.blogspot.com/2013/08/uspto-conduct-parallels-foia.html</a>&gt;; See also Kathryn W. Siehndel, FOIA Deputy Counsel, U.S. Patent Office FOIA Response re. <i>Leader v. Facebook</i>, F-13-00218, Aug. 7, 2013 &lt;<a href="http://www.scribd.com/doc/160572991/Patent-Office-FOIA-Response-re-Leader-v-Facebook-F-13-00218-Aug-7-2013">http://www.scribd.com/doc/160572991/Patent-Office-FOIA-Response-re-Leader-v-Facebook-F-13-00218-Aug-7-2013</a>&gt;; also available at &lt;<a href="https://docs.google.com/file/d/0B2SfG2nEsmfqSWQ5SJkbERjNOU/edit?usp=sharing">https://docs.google.com/file/d/0B2SfG2nEsmfqSWQ5SJkbERjNOU/edit?usp=sharing</a>&gt; and &lt;<a href="http://www.leader.com/docs/Patent-Office-FOIA-Response-re">http://www.leader.com/docs/Patent-Office-FOIA-Response-re</a>&gt;</p> |
|--|--|---|

# Vanguard Total Bond Market Index

12-31-2012

**VBTIX**  
**VBMFX**

FLPSX, FLPKX and Fidelity funds held by **Leader v. Facebook** judges & Obama administration officials:

- **Kimberly A. Moore**, Federal Circuit
- **Elena Kagan**, Assoc. Justice, Supreme Court
- **Mary L. Schapiro**, S.E.C.
- **Priscilla E. Guthrie**, National Intelligence
- **Ivan K. Fong**, Homeland Security
- **Sean D. Kennedy**, White House
- **Demetrios Marantis**, White House
- **Susan S. Sher**, White House

**84 Obama Cabinet Members & 7 Federal Judges** involved with *Leader v. Facebook* hold one or more Vanguard Funds invested in Facebook pre-IPO dark pools.

|    |                |   |
|----|----------------|---|
|    |                | <p><a href="#">Leader-v-Facebook-F-13-00218-Aug-7-2013.pdf</a>&gt;.</p> <p>U.S. PATENT OFFICE PRESS RELEASE ANNOUNCING ITS FACEBOOK PAGE, MAY 20, 2010: "US Patent Office Page on Facebook." USPTO Press Release, May 20, 2010 &lt;<a href="http://www.scribd.com/doc/161914552/US-Patent-Office-Page-on-Facebook-USPTO-Press-Release-May-20-2010">http://www.scribd.com/doc/161914552/US-Patent-Office-Page-on-Facebook-USPTO-Press-Release-May-20-2010</a>&gt;; See also &lt;<a href="https://docs.google.com/file/d/0B2SfG2nEsMfga3A1YjR1OC1sM3c/edit?usp=sharing">https://docs.google.com/file/d/0B2SfG2nEsMfga3A1YjR1OC1sM3c/edit?usp=sharing</a>&gt;.</p>   |
| e. | JPMorgan Chase | <p>Notoriously known to be directing the investing activities of <b>Morgan Stanley, T. Rowe Price, Goldman Sachs</b> regarding all things <b>Facebook</b> via Chairman <b>Jamie Dimon</b>. <b>Castlight Health</b> and <b>athenahealth</b> Director <b>Ann H. Lamont</b> is married to <b>Edward "Ned" Lamont</b>, grandson of the founder of JPMorgan, <b>Thomas W. Lamont</b>. <b>Castlight Health</b> and <b>athenahealth</b> are embroiled in the <b>Obamacare</b> and <b>HealthCare.gov</b> scandal. U.S. CTO <b>Todd Y. Park</b> is founder of both <b>athenahealth</b> and <b>Castlight Health</b>. Park's brother, <b>David Y. Park</b>, is the current chief operating officer at <b>athenahealth</b>. Todd Y. Park has advised the Obama administration that they are clear to make the claim that <b>HealthCare.gov</b> technology is open source, despite the evident <i>Leader v. Facebook</i> frauds, among others. The Lamont's hold substantial amounts of <b>Goldman Sachs, JPMorgan</b> and <b>Morgan Stanley</b> holdings which benefited remarkably from Facebook transactions.</p> <p>Ann Huntress Lamont (a.k.a. Ann H. Lamont) and Edward M. ("Ned") investments in Facebook Club Funds, invested by 2006, prepared Nov. 26, 2013 &lt;<a href="http://www.scribd.com/doc/187452662/Ann-Huntress-Lamont-a-k-a-Ann-H-Lamont-and-Edward-M-Ned-investments-in-Facebook-Club-Funds-invested-by-2006-prepared-Nov-26-2013">http://www.scribd.com/doc/187452662/Ann-Huntress-Lamont-a-k-a-Ann-H-Lamont-and-Edward-M-Ned-investments-in-Facebook-Club-Funds-invested-by-2006-prepared-Nov-26-2013</a>&gt;; See also &lt;<a href="https://docs.google.com/file/d/0B2SfG2nEsMfgckwwdGg2Yy10NWs/edit">https://docs.google.com/file/d/0B2SfG2nEsMfgckwwdGg2Yy10NWs/edit</a>&gt;.</p> |

# Vanguard Total Bond Market Index

12-31-2012

**VBTIX**  
**VBMFX**

FLPSX, FLPKX and Fidelity funds held by **Leader v. Facebook** judges & Obama administration officials:

- **Kimberly A. Moore**, Federal Circuit
- **Elena Kagan**, Assoc. Justice, Supreme Court
- **Mary L. Schapiro**, S.E.C.
- **Priscilla E. Guthrie**, National Intelligence
- **Ivan K. Fong**, Homeland Security
- **Sean D. Kennedy**, White House
- **Demetrios Marantis**, White House
- **Susan S. Sher**, White House

**84 Obama Cabinet Members** & **7 Federal Judges** involved with *Leader v. Facebook* hold one or more Vanguard Funds invested in Facebook pre-IPO dark pools.

|           |                         |   |
|-----------|-------------------------|---|
| <p>f.</p> | <p><b>Microsoft</b></p> | <p>Microsoft is one of <b>Facebook's</b> largest shareholders. This fact is notoriously known. In addition, Microsoft is a director in the "Leaders Circle" of the <b>Federal Circuit Bar Association (FCBA)</b>, which made an appearance in the <i>Leader v. Facebook</i> appeal. Microsoft's counsel in the <b>Microsoft v. i4i</b> case in 2011 was Facebook's appeals attorney in <b>Leader v. Facebook—Thomas G. Hungar, Gibson Dunn LLP</b>. Chief Justice <b>John G. Roberts, Jr.</b> recused himself from that matter due to his relationship to Hungar and Microsoft. In fact, Thomas G. Hungar, Gibson Dunn LLP, was "counsel of record" for Microsoft. Also representing Microsoft in i4i was <b>Weil Gotshal LLP</b>, who also made an appearance for the FCBA in <i>Leader v. Facebook</i>. Despite Justice Roberts' recusal in Microsoft v. i4i, he failed to recuse himself in this matter where his conflicts were markedly more obvious, including his holdings in such Facebook "dark pool" funds as <b>Fidelity Contrafund K</b> which held stock in Facebook and numerous notoriously known Facebook cartel members, including <b>athenahealth, Microsoft, Goldman Sachs, Dropbox, IBM, JPMorgan, LinkedIn, Morgan Stanley, State Street Corp, Tesla Motors, Baidu</b> (China), and <b>Mail.ru</b> (Russia).</p> <p>Response to Request of Federal Circuit Bar Association's Request for Reissue Re. <i>Leader v. Facebook</i>, Case No. 2011-1366 (Fed. Cir.) by Lakshmi Arunachalam, Ph.D., Sep. 17, 2012<br/>&lt;<a href="http://www.scribd.com/doc/106156081/Response-to-Request-of-Federal-Circuit-Bar-Association-s-Request-for-Reissue-Re-Leader-v-Facebook-Case-No-2011-1366-Fed-Cir-by-Lakshmi-Arunach">http://www.scribd.com/doc/106156081/Response-to-Request-of-Federal-Circuit-Bar-Association-s-Request-for-Reissue-Re-Leader-v-Facebook-Case-No-2011-1366-Fed-Cir-by-Lakshmi-Arunach</a>&gt;.</p> <p>Federal Circuit Bar Online Community, Leaders Circle 2013, accessed Dec. 10, 2013 &lt;<a href="http://www.scribd.com/doc/190739193/Federal-Circuit-Bar-Online-Community-Leaders-Circle-2013-accessed-Dec-10-2013">http://www.scribd.com/doc/190739193/Federal-Circuit-Bar-Online-Community-Leaders-Circle-2013-accessed-Dec-10-2013</a>&gt;.</p> <p><a href="#">Microsoft Corp. v. i4i Ltd. Partnership, 131 S. Ct. 2238 - Supreme Court 2011.</a></p> |
|-----------|-------------------------|---|

# Vanguard Total Bond Market Index

12-31-2012

**VBTIX**  
**VBMFX**

FLPSX, FLPKX and Fidelity funds held by **Leader v. Facebook** judges & Obama administration officials:

- **Kimberly A. Moore**, Federal Circuit
- **Elena Kagan**, Assoc. Justice, Supreme Court
- **Mary L. Schapiro**, S.E.C.
- **Priscilla E. Guthrie**, National Intelligence
- **Ivan K. Fong**, Homeland Security
- **Sean D. Kennedy**, White House
- **Demetrios Marantis**, White House
- **Susan S. Sher**, White House

**84 Obama Cabinet Members** & **7 Federal Judges** involved with *Leader v. Facebook* hold one or more Vanguard Funds invested in Facebook pre-IPO dark pools.

|     |                                 |  |
|-----|---------------------------------|--|
| g.  | <b>Morgan Stanley</b>           | <b>Facebook's</b> underwriter and large investor, notoriously known. Morgan Stanley also received a \$13+ billion 2008 stimulus grant which was overseen by Facebook collaborator <b>Lawrence "Larry" Summers</b> , who had just recently received hundreds of thousands in speaking stipends from Morgan Stanley compatriots at Goldman Sachs earlier that year, among other perks. Summers counts Facebook COO <b>Sheryl K. Sandberg</b> as his protégé and former employee at the <b>World Bank</b> and <b>U.S. Treasury</b> .  |
| h.  | <b>State Street Corporation</b> | Fellow recipient with <b>Goldman Sachs</b> and <b>Morgan Stanley</b> of approximately \$33 billion (collectively) in 2008 stimulus funds overseen by <b>Facebook</b> collaborator <b>Lawrence "Larry" Summers</b> , who had just recently received hundreds of thousands in speaking stipends from Goldman earlier that year, among other perks.   |
| i.  | <b>UBS</b>                      | A <b>Facebook</b> IPO underwriter along with <b>Goldman Sachs</b> and <b>Morgan Stanley</b> , notoriously known.   |
| ix. | <b>Wal-Mart</b>                 | <b>Facebook's</b> largest investor and director, <b>James W. Breyer, Accel Partners LLP</b> , was also a director at Wal-Mart and was responsible for a deep embedding of Facebook technology in the Wal-Mart site. Breyer resigned as a long time director of Wal-Mart after the <b>Mexican bribery scandal</b> was uncovered.<br><br>"Vast Mexico Bribery Case Hushed Up by Wal-Mart After Top-Level Struggle - Confronted with evidence of widespread corruption in Mexico, top Wal-Mart executives focused more on damage control than on rooting out wrongdoing, an examination by The New York Times found" by David Barstow, <i>The New York Times</i> , Apr. 21, 2012 < <a href="http://www.nytimes.com/2012/04/22/business/at-wal-mart-in-mexico-a-bribe-inquiry-silenced.html?pagewanted=all&amp;_r=0">http://www.nytimes.com/2012/04/22/business/at-wal-mart-in-mexico-a-bribe-inquiry-silenced.html?pagewanted=all&amp;_r=0</a> >. |

# Vanguard Total Bond Market Index

12-31-2012

**VBTIX**  
**VBMFX**

FLPSX, FLPKX and Fidelity funds held by **Leader v. Facebook** judges & Obama administration officials:

- **Kimberly A. Moore**, Federal Circuit
- **Elena Kagan**, Assoc. Justice, Supreme Court
- **Mary L. Schapiro**, S.E.C.
- **Priscilla E. Guthrie**, National Intelligence
- **Ivan K. Fong**, Homeland Security
- **Sean D. Kennedy**, White House
- **Demetrios Marantis**, White House
- **Susan S. Sher**, White House

**84 Obama Cabinet Members & 7 Federal Judges** involved with *Leader v. Facebook* hold one or more Vanguard Funds invested in Facebook pre-IPO dark pools.

|    |             |   |
|----|-------------|---|
| d. | Xerox Corp. | <p><b>Facebook's</b> expert witness, <b>Dr. Saul Greenberg</b>, is closely associated and was formerly employed by Xerox Corp. and asserted a number of Xerox patents as alleged prior art at the <i>Leader v. Facebook</i> trial. Despite losing his arguments at trial, and in two patent reexaminations, Facebook continues to press these Xerox patents. Facebook somehow got <b>Patent Office Director, David J. Kappos</b>, to order an unprecedented third patent reexam of Leader's U.S. Patent No. 7,139,761. The patent examiner, <b>Deandra Hughes</b> has dramatically reversed her longstanding opinions on these Xerox assertions. As troubling, Kappos assigned judge <b>Stephen C. Siu</b> as chief patent judge in this matter, despite the fact that no one disclosed that Judge Siu was formerly employed by Microsoft.</p> <p>David J. Kappos holds substantial Facebook "dark pool" stock acquired within weeks after being appointed director of the Patent Office by President Obama.</p> <p>"Expert witness practiced 'dark arts'" by Origins of Facebook's Technology, Aug. 23, 2011 &lt;<a href="http://facebook-technology-origins.blogspot.com/2011/08/lesson-in-expert-witness-dark-arts.html">http://facebook-technology-origins.blogspot.com/2011/08/lesson-in-expert-witness-dark-arts.html</a>&gt;.</p> <p>Testimony of Dr. Saul Greenberg, Expert Witness, Facebook, <i>Leader v. Facebook</i> - Trial Transcript, Fri. Jul. 23, 2010 &lt;<a href="http://www.scribd.com/doc/87481961/Leader-v-Facebook-Trial-Transcript-Fri-Jul-23-2010">http://www.scribd.com/doc/87481961/Leader-v-Facebook-Trial-Transcript-Fri-Jul-23-2010</a>&gt;.</p> <p>US Patent Office FOIA APPEAL, F-13-00218 in <i>Leader v. Facebook</i>, Aug. 21, 2013 &lt;<a href="http://www.scribd.com/doc/165490215/US-Patent-Office-FOIA-APPEAL-F-13-00218-in-Leader-v-Facebook-Aug-21-2013">http://www.scribd.com/doc/165490215/US-Patent-Office-FOIA-APPEAL-F-13-00218-in-Leader-v-Facebook-Aug-21-2013</a>&gt;.</p> <p>Kappos, David J. Executive Branch Personnel PUBLIC FINANCIAL DISCLOSURE REPORT, U.S. Office of Gov't Ethics, May 16, 2009 &lt;<a href="http://www.scribd.com/doc/182725282/Kappos-David-J-Executive-Branch-Personnel-PUBLIC-FINANCIAL-DISCLOSURE-REPORT-U-S-Office-of-Gov-t-Ethics-May-16-2009">http://www.scribd.com/doc/182725282/Kappos-David-J-Executive-Branch-Personnel-PUBLIC-FINANCIAL-DISCLOSURE-REPORT-U-S-Office-of-Gov-t-Ethics-May-16-2009</a>&gt;.</p> |
|----|-------------|---|

# Vanguard Total Bond Market Index

12-31-2012

**VBTIX**  
**VBMFX**

FLPSX, FLPKX and Fidelity funds held by **Leader v.**

**Facebook** judges & Obama administration officials:

- **Kimberly A. Moore**, Federal Circuit
- **Elena Kagan**, Assoc. Justice, Supreme Court
- **Mary L. Schapiro**, S.E.C.
- **Priscilla E. Guthrie**, National Intelligence
- **Ivan K. Fong**, Homeland Security
- **Sean D. Kennedy**, White House
- **Demetrios Marantis**, White House
- **Susan S. Sher**, White House

**84 Obama Cabinet Members** & **7 Federal Judges** involved with *Leader v. Facebook* hold one or more Vanguard Funds invested in Facebook pre-IPO dark pools.

## Evidence Resources:

1. **Conflicts Analysis:** The most comprehensive archive of judicially recognizable source material and conflicts of interest analysis is accessible from the *Leader v. Facebook* investigative news reporting Google search tool at <http://americans4innovation.blogspot.com>.
2. **VBTIX, VBMFX Vanguard Total Bond Market Index I Annual Report**, Vanguard/Morningstar, December 31, 2012, accessed Jan. 19, 2014 <<http://quote.morningstar.com/fund-filing/Annual-Report/2012/12/31/t.aspx?t=VBTIX&ft=N-CSR/A&d=861df3c7d55aae52a424cdd1e0f4aa82>>.
3. **VBTIX, VBMFX Vanguard Total Bond Market Index I Annual Report**, Vanguard/Morningstar, December 31, 2012, accessed Jan. 19, 2014 <<https://www.actionsxchangerepository.fidelity.com/ShowDocument/ComplianceEnvelope.htm?fax=-18%2342%23-61%23-110%23114%2378%23117%2320%23-1%2396%2339%23-62%23-21%2386%23-100%2337%2316%2335%23-68%2391%23-66%2354%23103%23-16%2369%23-30%2358%23-20%2376%23-84%23-11%23-87%230%23-50%23-20%23-92%23-98%23-116%23-28%2358%23-38%23-43%23-39%23-42%23-96%23-88%2388%23-45%23-28%23-82%2318%2398%23-55%23-36%23-18%23-102%23-74%235%23-89%23-105%23-67%23126%2377%23-126%23100%2345%23-44%23-73%23-15%238%23-21%23-37%23-17%23-14%23-98%23123%23-18%2345%23-59%23-82%2367%2383%23112%2317%2370%23-78%2378%23-50%2336%23-86%23-90%2381%23-21%23-119%23-30%23120%2349%2328%23-98%2333%2351%23-78%23-119%23-16%2350%23-58%2350%23102%2348%23-17%2352%23-99%23>>.
4. **VBTIX, VBMFX Vanguard Total Bond Market Index, EDGAR**, Dec. 31, 2012, accessed Jan. 19, 2014 <<http://www.sec.gov/Archives/edgar/data/794105/000093247113008064/0000932471-13-008064-index.htm>> | CIK [0000794105](http://www.sec.gov/Archives/edgar/data/794105/000093247113008064/0000932471-13-008064-index.htm) | Series [S000002564](http://www.sec.gov/Archives/edgar/data/794105/000093247113008064/0000932471-13-008064-index.htm) | Vanguard Total Bond Market Index Fund | Class/Contract [C000007064](http://www.sec.gov/Archives/edgar/data/794105/000093247113008064/0000932471-13-008064-index.htm) | Institutional Shares VBTIX.


[Home](#) > [News](#) > [The Third Branch](#) > [December 2006](#) > [Transparency Takes Shape](#)
 

DECEMBER 2006

This article is in the news archives --- for current news go to the [Third Branch News](#).

## Transparency Takes Shape

The Judicial Conference adopted new policies on ethics and accountability in September 2006. Now policy is being put into practice with the use of automated conflict checking and the posting on the web of educational seminar sponsors.

### Educational Seminars Sources

Beginning January 1, 2007, nongovernmental organizations inviting a federal judge to attend an educational program—a significant purpose of which is the education of federal or state judges—and that pay for or reimburse that judge over a certain dollar amount, will be required to disclose financial and program information on the Judiciary's website. The policy applies if the judge is invited as a speaker, panelist, or attendee. An automated system, which will be available at [www.uscourts.gov](http://www.uscourts.gov), is being developed for program providers to report their information.

"The Judiciary recognizes that judges' attendance at some educational seminars had posed concerns for some," said Judge D. Brock Hornby, chair of the Judicial Conference Committee on the Judicial Branch. "Our objective in making this policy was to give greater transparency and accountability, while allowing judges to continue their education. The Committee believes that judges' access to knowledge should be neither limited nor censored."

The Judicial Conference excludes certain organizations from the disclosure policy, including state and local bar associations; national, state and local subject-matter bar associations; judicial associations; the National Judicial College; and the Judicial Division of the American Bar Association. The reporting requirement is triggered when any payment or reimbursement is above the threshold at which judges must report gifts and reimbursements on their annual financial disclosure reports—currently \$305.

Under the new Judicial Conference policy, educational program providers are required to disclose the name of the program's sponsors; the name or title of the program; dates and location of the program; various presentation topics and the expected speakers; and all the program provider's sources of support, financial or otherwise. Judges are barred from accepting reimbursements unless they first determine that the program providers have made the required disclosures. In addition, judges who accept invitations from such program providers must, within 30 days of the end of the program, file a report with their court's clerk, disclosing the dates of attendance, the name of the program providers, and the title of the education program.

### Mandatory Conflict Screening Policy

Judicial circuit councils are in the process of drawing up plans to implement mandatory conflict screening.

The new conflict screening policy, approved by the Judicial Conference in September 2006, requires courts and judges to use automated screening software to help identify cases in which they may have a financial conflict of interest and should disqualify themselves. The screening can also be used to check for nonfinancial conflicts. The software has been deployed by the Administrative Office as part of the Case Management/Electronic Case Files (CM/ECF) system used by nearly all district and bankruptcy courts. As appeals courts begin implementing the CM/ECF system over the next year, they'll also begin using the accompanying conflict checking software.

## THE THIRD BRANCH NEWS

Visit the [Third Branch News](#) for the latest news, top stories and feature articles from the Judiciary.

## December 2006

### Inside This Edition

- > 109th Congress and Pending Legislation Wrap Up
- > Planning for a Pandemic
- > A Focus on Federal Practice: An Interview with FBA President William LaForge
- > Transparency Takes Shape
- > Safeguards in Place on Tax and Personal Information
- > Bankruptcy Filings Decline in FY 2006
- > Danger: Part of the Job for Probation, Pretrial Services Officers
- > Judge Was Eyewitness to Two Worst Terrorist Attacks in U.S.
- > The Third Branch - December 2006

### Judicial Milestones

### Judicial Boxscore

## The Third Branch Archives

### Search by word or phrase:

### Search by month and year:

As new matters are docketed in CM/ECF, the conflict checking software compares names of parties and attorneys to the names on a judge's recusal list.

However, the software cannot catch every conflict. And that's due in part to the ever-changing nature of big business.

"Keeping track of conflicts can be extremely complicated," said Judge Gordon J. Quist, chair of the Judicial Conference Committee on Codes of Conduct. "Especially when mergers and acquisitions lead to continual changes in investment portfolios. The parties are responsible for providing notice of corporate changes, and the courts need to make sure this happens. And judges should always perform a manual check for conflicts, in addition to the automated screening."

The AO, with the Judicial Conference Committee on Codes of Conduct and with input from judges, circuit executives and clerks of court, has prepared a model plan for conflict screening that addresses key issues and offers sample language spelling out the obligations of courts and judges. The model plan also offers a number of options for possible adoption by circuit councils or courts. For example, one option is to determine how frequently screening software will run. Circuit councils will report to the Judicial Conference on their preliminary plans by January 31, 2007.



[Contact Us](#) | [Careers](#) | [Privacy & Security Policy](#) | [Judicial Conduct & Disability](#) | [Glossary of Legal Terms](#)  
[Widgets](#) | [Translate](#) | [BrowseAloud](#) | [Operating Status](#)

This site is maintained by the Administrative Office of the U.S. Courts on behalf of the Federal Judiciary.

The purpose of this site is to provide information from and about the Judicial Branch of the U.S. Government.





## JUDICIAL COUNCIL OF THE DISTRICT OF COLUMBIA CIRCUIT

### MANDATORY CONFLICT SCREENING PLAN

**Preface:** On September 19, 2006, the Judicial Conference of the United States adopted a mandatory conflict screening policy requiring courts and judges to implement automated screening to identify financial conflicts of interest. Although automated screening (like manual screening) is not foolproof, it is a valuable tool for detecting possible financial and other conflicts of interest. The Judicial Conference policy is to be administered and directed by the circuit councils or by those individual courts not subject to the authority of a circuit council.

**Authority:** The Judicial Council of the District of Columbia Circuit adopts this plan under the authority set forth in 28 U.S.C. § 332(d)(1) and in accordance with the mandatory financial conflict screening policy adopted on September 19, 2006, by the Judicial Conference.

**§ 1. Scope.** This plan applies to the court of appeals, district court, and bankruptcy court within the District of Columbia Circuit as defined by law, and to each judge of those courts in regular active service, retired under 28 U.S.C. §§ 371(b) or 372(a) and performing duties pursuant to a designation under 28 U.S.C. §§ 291 to 294, or recalled to judicial service. This plan does not apply to judges retired under 28 U.S.C. §§ 371(b) or 372(a) but not performing duties or retired judges eligible for recall but not serving on recall.

**§ 2. Definitions.** For purposes of this plan:

- (a) "Conflict of interest" refers to an interest that disqualifies a judge as provided in Canon 3C(1) of the Code of Conduct for United States Judges. See also 28 U.S.C. § 455(a), (b).
- (b) "Financial conflict" or "financial conflict of interest" refers to a financial interest that disqualifies a judge as provided in Canon 3C(1)(c) of the Code of Conduct for United States Judges. See also 28 U.S.C. § 455(b)(4).
- (c) "Financial interest" has the meaning set forth in Canon 3C(3)(c) of the Code of Conduct for United States Judges. See also 28 U.S.C. § 455(d)(4).
- (d) "Judge" refers to circuit, district, bankruptcy, and magistrate judges and any other judicial officers subject to the Code of Conduct for United States Judges.

**§ 3. Court Obligations.** Each court shall implement automated screening to identify possible financial conflicts of interest for each judge appointed, designated and assigned, transferred, temporarily assigned, or recalled to serve the court. Each court shall use the screening component of the Case Management/Electronic Case Files (CM/ECF) system or the screening component of the Appellate Information Management System (AIMS). Additionally, pursuant to § 6 of this plan the circuit council approves the use by the court of appeals of its automated calendaring program ("CABS") to further aid in the implementation of this policy. In implementing the screening, each court shall:

(a) enter the following information into the database used for automated screening or (when feasible) arrange for the parties to do so: the parties, attorneys, law firms, and corporate parents disclosed by the parties;

(b) at the request of a judge, enter the judge's conflicts list into the database used for automated screening or assist the judge or chambers staff to do so;

(c) take reasonable steps to ensure that parties and/or attorneys provide information needed for conflict screening, including corporate parent statements as required by Fed. R. App. P. 26.1, Fed. R. Bankr. P. 1007(a)(1) and 7007.1, Fed. R. Civ. P. 7.1, Fed. R. Crim. P. 12.4, and local court rules that supplement the relevant Federal Rules.

(d) conduct automated screening on a regular schedule, including screening new matters as they are assigned or to be assigned to a judge or panel and screening all existing matters periodically or after each new entry of relevant information into the database used for automated screening;

(e) notify the judge (or designee), when a possible conflict is identified;

(f) provide periodic notices to judges reminding them to review and update their conflicts lists and to review and update the designee who will receive notice when a possible conflict is identified; and

(g) provide information, training, and assistance to judges and staff to facilitate their participation in automated screening.

**§ 4. Obligations of Judges.** Each judge has the ultimate responsibility for identifying and avoiding conflicts of interest and should ensure that assigned matters are reviewed for conflicts before action is taken in the matter. To assist in discharging this obligation, each judge shall use automated screening to identify financial conflicts of interest by using the screening system implemented by each court to which the judge is appointed, designated and assigned, transferred, temporarily assigned, or recalled to serve. Each judge may also use the court's automated screening to identify conflicts of interest other than financial conflicts. While the United States Judicial Conference mandates the use of automated screening for conflicts, nothing in this policy precludes judges from supplementing automated screening resources by utilizing additional methods such as manual screening to identify conflicts. Each judge also shall:

(a) keep informed about personal and fiduciary financial interests, and make a reasonable effort to keep informed about the personal financial interests of the spouse and minor children residing in the household, as required by Canon 3C(2) of the Code of Conduct for United States Judges; see also 28 U.S.C. § 455(c);

(b) develop a "conflicts list," identifying financial conflicts, for use in automated screening;

- (c) review the conflicts list at regular intervals and update the conflicts list as financial interests change;
- (d) employ the conflicts list in the court's automated screening by entering the interests listed into the database used for automated screening; the information may be entered personally, by chambers staff, or with the assistance of court staff; and
- (e) when notice is provided to the judge (or designee) that a possible conflict has been identified, determine or cause to be determined whether a conflict exists and then arrange for appropriate action to resolve the conflict (i.e., nonassignment, recusal, divestiture of the interest).

**§ 5. Exceptions.**

(a) Upon application, the circuit council shall except a court from § 3 of this plan, and shall except the judges of that court from § 4 of this plan, where automated screening through CM/ECF, AIMS, or any other automated screening system is not available. The circuit council shall limit the duration of the exception to the time period necessary to allow the court to implement automated screening as provided in this plan.

(b) Upon application, the circuit council may except a judge from § 4 of this plan where the circumstances indicate that the judge's participation in automated screening is unnecessary to identify financial conflicts of interest or is otherwise infeasible, including in the following circumstances:

(1) the judge has no case currently assigned and is not receiving new assignments (e.g., due to serious illness); or

(2) the judge files a written certification stating that he or she knows of no financial interest attributable to the judge requiring disqualification as a financial conflict of interest and does not expect to acquire such an interest in the foreseeable future.

The circuit council shall specify the duration of the exception (i.e., a specified time period or permanent), provided, however, that an exception under § 5(b)(2) of this plan shall not exceed one year.

**§ 6. Approval of Alternative Screening.** A court may request that the circuit council approve an alternative automated screening system other than CM/ECF or AIMS (such alternative system may not receive automation support from the Administrative Office). The circuit council shall approve an alternative system only if its functionality is comparable to the automated screening in CM/ECF or AIMS in all major respects, including the ability to:

- (a) create and store electronically a judge's conflicts list;
- (b) compare entries on a judge's conflicts list to parties, attorneys, law firms, and corporate parents in the court's docket;
- (c) allow for screening on a regularly scheduled basis and on an ad hoc basis; and

(d) provide notice to a judge when a possible conflict is identified.

**§ 7. Reporting Obligations.**

(a) Each chief judge shall make such reports as are requested by the circuit council.

(b) The circuit council shall make such reports as are requested by the Judicial Conference.

**§ 8. Confidentiality of Conflicts Lists.** Nothing in this plan requires a court or judge to disclose the interests listed on a conflicts list to anyone except to the limited extent necessary in the court's implementation of its automated screening.

**§ 9. Enforcement.** Under the authority of 28 U.S.C. § 332(d)(1), courts and judges subject to this plan must comply with its requirements. A judge who violates this plan may be subject to discipline in accordance with 28 U.S.C. §§ 332(d)(2) and 351-364. A judge appointed by a court who violates this plan may be subject to discipline by the appointing court in accordance with existing customary practices.

**§ 10. Effective Date.** This plan takes effect on January 1, 2008.

Adopted by the Judicial Council of the District of Columbia Circuit on December 20, 2007.



## CODE OF CONDUCT FOR UNITED STATES JUDGES

<< Back

- [Introduction](#)
- [CANON 1: A JUDGE SHOULD UPHOLD THE INTEGRITY AND INDEPENDENCE OF THE JUDICIARY](#)
- [CANON 2: A JUDGE SHOULD AVOID IMPROPRIETY AND THE APPEARANCE OF IMPROPRIETY IN ALL ACTIVITIES](#)
- [CANON 3: A JUDGE SHOULD PERFORM THE DUTIES OF THE OFFICE FAIRLY, IMPARTIALLY AND DILIGENTLY](#)
- [CANON 4: A JUDGE MAY ENGAGE IN EXTRAJUDICIAL ACTIVITIES THAT ARE CONSISTENT WITH THE OBLIGATIONS OF JUDICIAL OFFICE](#)
- [CANON 5: A JUDGE SHOULD REFRAIN FROM POLITICAL ACTIVITY](#)
- [Compliance with the Code of Conduct](#)
- [Applicable Date of Compliance](#)

Last substantive revision (Transmittal GR-2) June 30, 2009

Last revised (minor technical changes) June 2, 2011

Download [Judicial Code of Conduct for United States Judges](#) (pdf)



**FINANCIAL DISCLOSURE REPORT  
FOR CALENDAR YEAR 2010**

|  |   |   |
|--|---|---|
| 1. Person Reporting (last name, first, middle initial)<br><br>Moore, Kimberly A.   | 2. Court or Organization<br><br>Federal Circuit   | 3. Date of Report<br><br>05/12/2011                       |
| 4. Title (Article III Judges indicate active or senior status; magistrate judges indicate full- or part-time)<br><br>Circuit Judge | 5a. Report Type (check appropriate type)<br><br><input type="checkbox"/> Nomination.      Date<br><input type="checkbox"/> Initial <input checked="" type="checkbox"/> Annual <input type="checkbox"/> Final<br>5b. <input type="checkbox"/> Amended Report | 6. Reporting Period<br><br>01/01/2010<br>to<br>12/31/2010 |
| 7. Chambers or Office Address<br><br>U.S.C.A. Federal Circuit<br>717 Madison Place NW<br>Washington, DC 20439                      | 8. On the basis of the information contained in this Report and any modifications pertaining thereto, it is, in my opinion, in compliance with applicable laws and regulations.<br><br>Reviewing Officer _____ Date _____                                   |   |

**IMPORTANT NOTES:** The instructions accompanying this form must be followed. Complete all parts, checking the NONE box for each part where you have no reportable information. Sign on last page.

**I. POSITIONS.** (Reporting individual only; see pp. 9-13 of filing instructions.)

NONE (No reportable positions.)

| <u>POSITION</u> | <u>NAME OF ORGANIZATION/ENTITY</u> |
|-----------------|------------------------------------|
| 1. _____        | _____                              |
| 2. _____        | _____                              |
| 3. _____        | _____                              |
| 4. _____        | _____                              |
| 5. _____        | _____                              |

**II. AGREEMENTS.** (Reporting individual only; see pp. 14-16 of filing instructions.)

NONE (No reportable agreements.)

| <u>DATE</u> | <u>PARTIES AND TERMS</u> |
|-------------|--------------------------|
| 1. _____    | _____                    |
| 2. _____    | _____                    |
| 3. _____    | _____                    |

FINANCIAL DISCLOSURE REPORT

|                          |                |
|--------------------------|----------------|
| Name of Person Reporting | Date of Report |
| Moore, Kimberly A.       | 05/12/2011     |

III. NON-INVESTMENT INCOME. (Reporting individual and spouse; see pp. 17-24 of filing instructions.)

A. Filer's Non-Investment Income

NONE (No reportable non-investment income.)

| <u>DATE</u> | <u>SOURCE AND TYPE</u>       | <u>INCOME</u><br>(yours, not spouse's) |
|-------------|------------------------------|--|
| 1. 2010     | West-Thomson, Book Royalties | \$5,603.76                             |
| 2.          |                              |  |
| 3.          |                              |  |
| 4.          |                              |  |

B. Spouse's Non-Investment Income - If you were married during any portion of the reporting year, complete this section.

(Dollar amount not required except for honoraria.)

NONE (No reportable non-investment income.)

| <u>DATE</u> | <u>SOURCE AND TYPE</u>           |
|-------------|----------------------------------|
| 1. 2010     | attorney, self-employed, partner |
| 2.          |                                  |
| 3.          |                                  |
| 4.          |                                  |

IV. REIMBURSEMENTS - transportation, lodging, food, entertainment.

(Includes those to spouse and dependent children; see pp. 25-27 of filing instructions.)

NONE (No reportable reimbursements.)

|    | <u>SOURCE</u>                                | <u>DATES</u>          | <u>LOCATION</u>            | <u>PURPOSE</u> | <u>ITEMS PAID OR PROVIDED</u>    |
|----|--|-----------------------|----------------------------|----------------|----------------------------------|
| 1. | Association of Corporate Patent Counsel      | 6/28/2010 - 6/30/2010 | Philadelphia, Pennsylvania | Conference     | Mileage, Meals, & Lodging        |
| 2. | Philadelphia Intellectual Property Law Assoc | 11/18/2010            | Philadelphia, Pennsylvania | PIPLA Dinner   | Mileage, Meals, & Lodging        |
| 3. | University of San Diego School of Law        | 12/2/2010 - 12/5/2010 | San Diego, California      | Conference     | Transportation, Meals, & Lodging |
| 4. |  |                       |                            |                |                                  |
| 5. |  |                       |                            |                |                                  |

**FINANCIAL DISCLOSURE REPORT**

Page 3 of 9

Name of Person Reporting

Moore, Kimberly A.

Date of Report

05/12/2011

**V. GIFTS.** *(Includes those to spouse and dependent children; see pp. 28-31 of filing instructions.)*

NONE *(No reportable gifts.)*

|    | <u>SOURCE</u> | <u>DESCRIPTION</u> | <u>VALUE</u> |
|----|---------------|--------------------|--------------|
| 1. |               |                    |              |
| 2. |               |                    |              |
| 3. |               |                    |              |
| 4. |               |                    |              |
| 5. |               |                    |              |

**VI. LIABILITIES.** *(Includes those of spouse and dependent children; see pp. 32-33 of filing instructions.)*

NONE *(No reportable liabilities.)*

|    | <u>CREDITOR</u>            | <u>DESCRIPTION</u>          | <u>VALUE CODE</u> |
|----|----------------------------|-----------------------------|-------------------|
| 1. | National City Mortgage Co. | Mortgage on Rental Property | O                 |
| 2. | Citibank                   | Loan                        | K                 |
| 3. |                            |                             |                   |
| 4. |                            |                             |                   |
| 5. |                            |                             |                   |



# FINANCIAL DISCLOSURE REPORT

Page 4 of 9

Name of Person Reporting

Moore, Kimberly A.

Date of Report

05/12/2011

## VII. INVESTMENTS and TRUSTS – Income, value, transactions (Includes those of spouse and dependent children; see pp. 34-60 of filing instructions.)

NONE (No reportable income, assets, or transactions.)

| 1.  | A.<br>Description of Assets<br>(including trust assets)<br><br>Place "(X)" after each asset<br>exempt from prior disclosure | B.<br>Income during<br>reporting period |  | C.<br>Gross value at end<br>of reporting period |                          | D.<br>Transactions during reporting period |                  |                          |                         |  |
|-----|---|---|--|---|--------------------------|--|------------------|--------------------------|-------------------------|--|
|     |   | (1)                                     | (2)                                    | (1)   | (2)                      | (1)  | (2)              | (3)                      | (4)                     | (5)  |
|     |   | Amount<br>Code I<br>(A-H)               | Type (e.g.,<br>div., rent,<br>or int.) | Value<br>Code 2<br>(J-P)                        | Value<br>Code 3<br>(Q-W) | Type (e.g.,<br>buy, sell,<br>redemption)   | Date<br>mm/dd/yy | Value<br>Code 2<br>(J-P) | Gain<br>Code 1<br>(A-H) | Identity of<br>buyer/seller<br>(if private<br>transaction) |
| 1.  | Rental Property (2008 \$2,211,554.00)   | F                                       | Rent                                   | PI  | S                        |  |                  |                          |                         |  |
| 2.  | Chevy Chase Bank Checking Account   | A                                       | Interest                               | M   | T                        |  |                  |                          |                         |  |
| 3.  | Citibank  | D                                       | Interest                               | J   | T                        |  |                  |                          |                         |  |
| 4.  | Northwestern Mutual Life Insurance  | B                                       | Dividend                               | J   | T                        |  |                  |                          |                         |  |
| 5.  | Northwestern Mutual Life Insurance  | B                                       | Dividend                               | J   | T                        |  |                  |                          |                         |  |
| 6.  | Berkshire Life Insurance  | A                                       | Dividend                               | J   | T                        |  |                  |                          |                         |  |
| 7.  |   |   |  |   |                          |  |                  |                          |                         |  |
| 8.  | Fidelity Retirement Account   |   |  |   |                          |  |                  |                          |                         |  |
| 9.  | -Fidelity Capital & Income  | B                                       | Dividend                               |   |                          | Buy  | 04/12/10         | J                        |                         |  |
| 10. |   |   |  |   |                          | Sold                                       | 05/05/10         | M                        | E                       |  |
| 11. | -Fidelity Contra  |   | None                                   |   |                          | Sold                                       | 01/08/10         | K                        | D                       |  |
| 12. | -Fidelity Contra K  | A                                       | Dividend                               |   |                          | Buy  | 01/08/10         | K                        |                         |  |
| 13. |   |   |  |   |                          | Buy<br>(add'l)                             | 04/12/10         | J                        |                         |  |
| 14. |   |   |  |   |                          | Sold                                       | 05/05/10         | L                        | A                       |  |
| 15. | -Fidelity Low PR STK  |   | None                                   |   |                          | Sold                                       | 01/08/10         | K                        | E                       |  |
| 16. | -Fidelity Low PR STK K  |   | None                                   |   |                          | Buy  | 01/08/10         | K                        |                         |  |
| 17. |   |   |  |   |                          | Buy<br>(add'l)                             | 04/12/10         | J                        |                         |  |

1. Income Gain Codes:

(See Columns B1 and D4)

A = \$1,000 or less

F = \$50,001 - \$100,000

B = \$1,001 - \$2,500

G = \$100,001 - \$1,000,000

C = \$2,501 - \$5,000

H1 = \$1,000,001 - \$5,000,000

D = \$5,001 - \$15,000

H2 = More than \$5,000,000

E = \$15,001 - \$50,000

2. Value Codes

(See Columns C1 and D3)

J = \$15,000 or less

N = \$750,001 - \$500,000

K = \$15,001 - \$50,000

O = \$500,001 - \$1,000,000

L = \$50,001 - \$100,000

P1 = \$1,000,001 - \$5,000,000

M = \$100,001 - \$250,000

P2 = \$5,000,001 - \$25,000,000

3. Value Method Codes

(See Column C2)

P3 = \$25,000,001 - \$50,000,000

Q = Appraisal

U = Book Value

R = Cost (Real Estate Only)

V = Other

P4 = More than \$50,000,000

S = Acquisition

W = Estimated

T = Cash Market

**FINANCIAL DISCLOSURE REPORT**

|  |                              |
|--|------------------------------|
| Name of Person Reporting<br>Moore, Kimberly A. | Date of Report<br>05/12/2011 |
|--|------------------------------|

**VII. INVESTMENTS and TRUSTS – Income, value, transactions (Includes those of spouse and dependent children; see pp. 34-60 of filing instructions.)**

NONE (No reportable income, assets, or transactions.)

| A.<br>Description of Assets<br>(including trust assets)<br><br>Place "(X)" after each asset<br>exempt from prior disclosure | B.<br>Income during<br>reporting period |  | C.<br>Gross value at end<br>of reporting period |                                    | D.<br>Transactions during reporting period |                  |                          |                         |  |
|---|---|--|---|------------------------------------|--|------------------|--------------------------|-------------------------|--|
|   | (1)                                     | (2)                                    | (1)   | (2)                                | (1)  | (2)              | (3)                      | (4)                     | (5)  |
|   | Amount<br>Code 1<br>(A-H)               | Type (e.g.,<br>div., rent,<br>or int.) | Value<br>Code 2<br>(J-P)                        | Value<br>Method<br>Code 3<br>(Q-W) | Type (e.g.,<br>buy, sell,<br>redemption)   | Date<br>mm/dd/yy | Value<br>Code 2<br>(J-P) | Gain<br>Code 1<br>(A-H) | Identity of<br>buyer/seller<br>(if private<br>transaction) |
| 18.   |   |  |   |                                    | Sold                                       | 05/05/10         | L                        | R                       |  |
| 19. -Fidelity US BD Index   | A                                       | Dividend                               |   |                                    | Sold                                       | 01/08/10         | M                        | C                       |  |
| 20. -Vang Tot Bd Mkt Inst   | A                                       | Dividend                               |   |                                    | Buy  | 01/08/10         | M                        |                         |  |
| 21.   |   |  |   |                                    | Sold                                       | 03/15/10         | M                        | B                       |  |
| 22.   |   |  |   |                                    | Buy  | 04/12/10         | J                        |                         |  |
| 23.   |   |  |   |                                    | Buy<br>(add'l)                             | 05/05/10         | N                        |                         |  |
| 24.   |   |  |   |                                    | Sold                                       | 05/24/10         | N                        | A                       |  |
| 25. -Fidelity US Gov't Res  | A                                       | Dividend                               |   |                                    | Buy  | 03/15/10         | M                        |                         |  |
| 26.   |   |  |   |                                    | Sold                                       | 05/05/10         | M                        | A                       |  |
| 27.   |   |  |   |                                    |  |                  |                          |                         |  |
| 28. Smith Barney Retirement Account # (See Part VIII)   |   | None                                   |   |                                    | Closed                                     | 07/06/10         | M                        |                         |  |
| 29.   |   |  |   |                                    |  |                  |                          |                         |  |
| 30. Charles Schwab Accounts A   |   |  |   |                                    |  |                  |                          |                         |  |
| 31. -Proshares Ultra Financial  |   | None                                   |   |                                    | Sold                                       | 02/02/10         | K                        | D                       |  |
| 32. -Proshares Ultra Short  |   | None                                   | L   | T                                  | Buy<br>(add'l)                             | 05/05/10         | K                        |                         |  |
| 33. -Alltel Corp Notes  | C                                       | Interest                               | K   | T                                  |  |                  |                          |                         |  |
| 34. -United Health Bonds  | B                                       | Interest                               | K   | T                                  |  |                  |                          |                         |  |

1. Income Gain Codes: A = \$1,000 or less; B = \$1,001 - \$2,500; C = \$2,501 - \$5,000; D = \$5,001 - \$15,000; E = \$15,001 - \$50,000; F = \$50,001 - \$100,000; G = \$100,001 - \$1,000,000; H = \$1,000,001 - \$5,000,000; I = \$5,000,001 - \$10,000,000; J = \$15,000 or less; K = \$15,001 - \$50,000; L = \$50,001 - \$100,000; M = \$100,001 - \$250,000; N = \$250,001 - \$500,000; O = \$500,001 - \$1,000,000; P = \$1,000,001 - \$5,000,000; Q = \$5,000,001 - \$25,000,000; R = Cost (Real Estate Only); S = Assessment; T = Cash Market; U = Book Value; V = Other; W = Estimated

2. Value Codes (See Columns C1 and D3)

3. Value Method Codes (See Column C7)

# FINANCIAL DISCLOSURE REPORT

Page 6 of 9

|  |                              |
|--|------------------------------|
| Name of Person Reporting<br>Moore, Kimberly A. | Date of Report<br>05/12/2011 |
|--|------------------------------|

## VII. INVESTMENTS and TRUSTS - Income, value, transactions (Includes those of spouse and dependent children; see pp. 34-60 of filing instructions.)

NONE (No reportable income, assets, or transactions.)

| A.<br>Description of Assets<br>(including trust assets)<br><br>Place "(X)" after each asset<br>except from prior disclosure | B.<br>Income during<br>reporting period |                                       | C.<br>Gross value at end<br>of reporting period |                                    | D.<br>Transactions during reporting period |                  |                          |                         |  |
|---|---|---------------------------------------|---|------------------------------------|--|------------------|--------------------------|-------------------------|--|
|   | (1)                                     | (2)                                   | (1)   | (2)                                | (1)  | (2)              | (3)                      | (4)                     | (5)  |
|   | Amount<br>Code I<br>(A-H)               | Type (c.g.,<br>div, rent,<br>or int.) | Value<br>Code 2<br>(J-P)                        | Value<br>Method<br>Code 3<br>(Q-W) | Type (c.g.,<br>buy, sell,<br>redemption)   | Date<br>mm/dd/yy | Value<br>Code 2<br>(J-P) | Gain<br>Code 1<br>(A-H) | Identity of<br>buyer/seller<br>(if private<br>transaction) |
| 35. -Anheuser Busch Bonds   | B                                       | Interest                              | L   | T                                  |  |                  |                          |                         |  |
| 36. -Ingersoll-RND  | C                                       | Interest                              | L   | T                                  |  |                  |                          |                         |  |
| 37. -XTO Energy Inc   | B                                       | Interest                              | K   | T                                  |  |                  |                          |                         |  |
| 38. -Profunds Ultra Latin America   |   | None                                  |   |                                    | Sold                                       | 05/05/10         | J                        | C                       |  |
| 39. -Vanguard GNMA  | C                                       | Dividend                              | L   | T                                  |  |                  |                          |                         |  |
| 40. -Vanguard High Yield  | C                                       | Dividend                              | L   | T                                  | Buy<br>(add'l)                             | 05/06/10         | J                        |                         |  |
| 41.   |   |                                       |   |                                    |  |                  |                          |                         |  |
| 42. Charles Schwab Accounts B   |   |                                       |   |                                    |  |                  |                          |                         |  |
| 43. -Schwab Stable Value Select   |   | None                                  |   |                                    | Buy  | 04/05/10         | J                        |                         |  |
| 44.   |   |                                       |   |                                    | Buy<br>(add'l)                             | 05/04/10         | J                        |                         |  |
| 45.   |   |                                       |   |                                    | Buy<br>(add'l)                             | 06/03/10         | J                        |                         |  |
| 46.   |   |                                       |   |                                    | Buy<br>(add'l)                             | 06/09/10         | N                        |                         |  |
| 47.   |   |                                       |   |                                    | Buy<br>(add'l)                             | 07/06/10         | M                        |                         |  |
| 48.   |   |                                       |   |                                    | Buy<br>(add'l)                             | 08/03/10         | J                        |                         |  |
| 49.   |   |                                       |   |                                    | Sold                                       | 08/17/10         | O                        | B                       |  |
| 50. -Schwab Stable Value Instl III  |   | None                                  | O   | T                                  | Buy  | 08/17/10         | O                        |                         |  |
| 51.   |   |                                       |   |                                    | Buy<br>(add'l)                             | 09/02/10         | J                        |                         |  |

- |   |   |  |   |  |  |  |                 |
|---|---|--|---|--|--|--|-----------------|
| 1. Income Gain Codes<br>(See Columns B1 and D4) | A = \$1,000 or less<br>F = \$50,001 - \$100,000<br>J = \$15,000 or less<br>N = \$250,001 - \$500,000<br>P = \$25,000,001 - \$50,000,000 | B = \$1,001 - \$2,500<br>G = \$100,001 - \$1,000,000<br>K = \$15,001 - \$50,000<br>O = \$500,001 - \$1,000,000 | C = \$2,501 - \$5,000<br>H = \$1,000,001 - \$5,000,000<br>L = \$50,001 - \$100,000<br>P1 = \$1,000,001 - \$5,000,000<br>P2 = More than \$50,000,000 | D = \$5,001 - \$15,000<br>M = \$100,001 - \$250,000<br>Q = Appraisal<br>U = Book Value | E = \$15,001 - \$50,000<br>R2 = More than \$5,000,000<br>S = Assessment<br>W = Estimated | R = Cost (Real Estate Only)<br>V = Other | T = Cash Market |
|---|---|--|---|--|--|--|-----------------|

**FINANCIAL DISCLOSURE REPORT**

Name of Person Reporting

Moore, Kimberly A.

Date of Report

05/12/2011

**VII. INVESTMENTS and TRUSTS** – Income, value, transactions (Includes those of spouse and dependent children; see pp. 34-60 of filing instructions.)

NONE (No reportable income, assets, or transactions.)

| A.<br>Description of Assets<br>(including trust assets)<br><br>Place "(X)" after each asset<br>exempt from prior disclosure | B.<br>Income during<br>reporting period |  | C.<br>Gross value at end<br>of reporting period |                                    |  | D.<br>Transactions during reporting period |                          |                         |  |  |
|---|---|--|---|------------------------------------|--|--|--------------------------|-------------------------|--|--|
|   | (1)                                     | (2)                                    | (1)   | (2)                                | (1)                                      | (2)  | (3)                      | (4)                     | (5)  |  |
|   | Amount<br>Code 1<br>(A-H)               | Type (e.g.,<br>div., rent,<br>or int.) | Value<br>Code 2<br>(J-P)                        | Value<br>Method<br>Code 3<br>(Q-W) | Type (e.g.,<br>buy, sell,<br>redemption) | Date<br>mm/dd/yy                           | Value<br>Code 2<br>(J-P) | Gain<br>Code 1<br>(A-H) | Identity of<br>buyer/seller<br>(if private<br>transaction) |  |
| 52.   |   |  |   |                                    | Buy<br>(add'l)                           | 10/04/10                                   | J                        |                         |  |  |
| 53.   |   |  |   |                                    | Buy<br>(add'l)                           | 11/03/10                                   | J                        |                         |  |  |
| 54.   |   |  |   |                                    | Buy<br>(add'l)                           | 12/02/10                                   | J                        |                         |  |  |
| 55.   |   |  |   |                                    |  |  |                          |                         |  |  |

1. Income Gain Codes:  
(See Columns B1 and D4)

A = \$1,000 or less  
F = \$50,001 - \$100,000

D = \$1,001 - \$2,500  
G = \$100,001 - \$1,000,000

C = \$2,501 - \$5,000  
H1 = \$1,000,001 - \$5,000,000

D = \$5,001 - \$15,000  
H2 = More than \$5,000,000

E = \$15,001 - \$50,000

2. Value Codes  
(See Columns C1 and D3)

J = \$15,000 or less  
N = \$250,001 - \$500,000  
P3 = \$25,000,001 - \$50,000,000

K = \$15,001 - \$50,000  
O = \$500,001 - \$1,000,000

L = \$50,001 - \$100,000  
P1 = \$1,000,001 - \$5,000,000  
P4 = More than \$50,000,000

M = \$100,001 - \$250,000  
P2 = \$5,000,001 - \$25,000,000

3. Value Method Codes  
(See Column C2)

Q = Appraisal  
U = Book Value

R = Cost (Reca Estate Only)  
V = Other

S = Assessment  
W = Estimated

T = Cash Market

# FINANCIAL DISCLOSURE REPORT

Page 8 of 9

Name of Person Reporting

Moore, Kimberly A.

Date of Report

05/12/2011

## VIII. ADDITIONAL INFORMATION OR EXPLANATIONS. *(Indicate part of report.)*

Part VII.

Smith Barney Retirement Account:

This is a retirement account that doesn't allow individual control of investment selections. This account was rolled over into Charles Schwab Accounts B - Schwab Stable Value Select on 7/6/2010.

**FINANCIAL DISCLOSURE REPORT**

Page 9 of 9

|                          |                |
|--------------------------|----------------|
| Name of Person Reporting | Date of Report |
| Moore, Kimberly A.       | 05/12/2011     |

**IX. CERTIFICATION.**

I certify that all information given above (including information pertaining to my spouse and minor or dependent children, if any) is accurate, true, and complete to the best of my knowledge and belief, and that any information not reported was withheld because it met applicable statutory provisions permitting non-disclosure.

I further certify that earned income from outside employment and honoraria and the acceptance of gifts which have been reported are in compliance with the provisions of 5 U.S.C. app. § 501 et. seq., 5 U.S.C. § 7353, and Judicial Conference regulations.

Signature: s/ **Kimberly A. Moore**

**NOTE: ANY INDIVIDUAL WHO KNOWINGLY AND WILFULLY FALSIFIES OR FAILS TO FILE THIS REPORT MAY BE SUBJECT TO CIVIL AND CRIMINAL SANCTIONS (5 U.S.C. app. § 104)**

Committee on Financial Disclosure  
Administrative Office of the United States Courts  
Suite 2-301  
One Columbus Circle, N.E.  
Washington, D.C. 20544